



BUSINESS INTELLIGENCE CONSULTING SERVICES

# From *spreadsheets and email threads* to a real-time safety command center.

How **Brewster Consulting Group** delivered end-to-end **Business Intelligence Consulting** — unifying 7 health & safety KPIs into a Power BI dashboard so a national logistics operator could manage risk across every facility, proactively.

CLIENT

National Logistics Operator

ENGAGEMENT

Power BI H&S Dashboard Build

SCOPE

7 KPIs across dozens of sites

PRACTICE

Business Intelligence Consulting Services

## 01 – THE CHALLENGE

# Disconnected processes and *limited visibility* – until Business Intelligence Consulting unified the safety picture.

The health & safety team at a **national logistics company** had data – incident reports, training logs, equipment checklists – but no way to make it actionable. Tracking performance across dozens of facilities meant juggling spreadsheets, emails, and manual follow-ups, with no easy way to compare sites or get ahead of risk.

---

**WHERE SAFETY REPORTING WAS BREAKING DOWN**

---

**01 Time-consuming manual tracking**

Incidents, inspections, and compliance milestones were all tracked by hand – slow, error-prone, and impossible to scale across sites.

---

**02 Inconsistent data formats across locations**

Every facility reported safety data its own way, making it nearly impossible to compare performance or trust the underlying numbers.

---

**03 No centralized view of open actions**

Open investigations, overdue inspections, and unresolved safety actions lived in silos – with no single place to monitor or follow up on them.

---

**04 Limited drill-down capability**

Managers could see surface metrics but couldn't trace root causes or pinpoint performance gaps at the site or team level.

---

**05 Delayed reporting cycles**

By the time reports were compiled, preventable risks had already become real incidents – the team was stuck reacting instead of preventing.

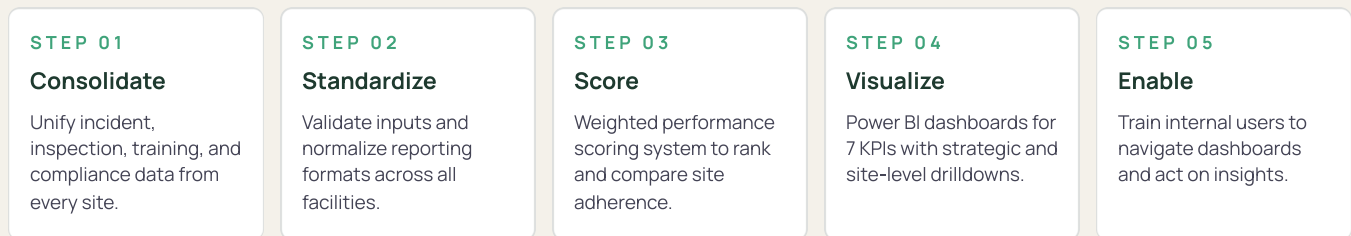
---

## 02 – OUR APPROACH

# A centralized, actionable safety dashboard – from incident data to a single Power BI view.

Brewster’s Business Intelligence Consulting team designed and implemented a comprehensive Power BI dashboard that unified the operator’s health & safety reporting into one interactive platform – built around how field managers and HSE leadership actually work.

## THE PIPELINE WE BUILT



## WHAT THE ENGAGEMENT INCLUDED

- |   |   |
|---|---|
| <p>→ <b>7 unified safety KPIs</b></p> <p>Incident rates, open investigations, overdue inspections, employee training completion, and more – tracked in one place.</p>   | <p>→ <b>Automated inspection tracking</b></p> <p>Equipment inspections and compliance criteria tracked automatically – minimizing human error and missed deadlines.</p>   |
| <p>→ <b>Performance scoring system</b></p> <p>A weighted score per location, giving leadership a standardized way to evaluate and compare site safety performance.</p>  | <p>→ <b>Strategic and operational layers</b></p> <p>Drill from company-wide performance down to specific sites, teams, and incidents – one dashboard, both audiences.</p> |
| <p>→ <b>Custom manager visualizations</b></p> <p>Views purpose-built for managers to monitor open actions, identify areas of risk, and respond to incidents faster.</p> | <p>→ <b>Stakeholder enablement</b></p> <p>Historical data structured, inputs validated, and internal users trained – so the dashboard would actually get used.</p>        |



## 03 – RESULTS &amp; IMPACT

# From safety oversight to strategic insight – a proactive, aligned safety program at scale.

With Brewster’s Business Intelligence Consulting Services in place, the operator replaced a fragmented manual process with a centralized, data-driven reporting framework – turning safety data into action across every site.

7

UNIFIED KPIS ACROSS  
EVERY FACILITY

1

POWER BI DASHBOARD,  
STRATEGIC TO SITE-LEVEL

Real-time

VISIBILITY INTO OPEN  
ACTIONS & COMPLIANCE

## WHAT CHANGED FOR THE OPERATOR

- ✓ **Clear, consistent view across all locations**  
Underperforming sites, unresolved investigations, and trending incident types are now visible at a glance.
- ✓ **A new layer of accountability**  
The weighted scoring system lets leadership recognize top-performing sites and target support to those falling behind.
- ✓ **Managers in a proactive posture**  
Frontline managers now manage inspections, close safety gaps, and keep teams in compliance – ahead of issues, not behind them.
- ✓ **Resilient, multi-site safety program**  
Reactive reporting replaced with a proactive risk-management framework that scales with the organization’s footprint.
- ✓ **A culture shift, not just a tool**  
Transparency, structure, and consistency across safety activities – the foundation for continuous improvement.



LET'S BUILD YOUR BI ENGINE

# Looking for Business Intelligence Consulting Services that turn data into decisions?

Brewster Consulting Group empowers organizations through comprehensive data management, process improvement, and project management. Whether you're starting with a spreadsheet or sitting on millions of rows, our Business Intelligence Consulting team helps you unlock the value of your data with tailored, end-to-end solutions.

## Will Oyarzabal

OPERATIONS &amp; DATA ADVISOR

 [will.oyarzabal@brewsterconsulting.io](mailto:will.oyarzabal@brewsterconsulting.io) [www.brewsterconsulting.io](http://www.brewsterconsulting.io)

## Three ways our Business Intelligence Consulting Services help

### STAND UP

Build a BI foundation from scratch — ETL, modeling, dashboards, governance.

### SCALE UP

Take an existing BI stack from fragile to enterprise-grade and self-serve.

### TUNE UP

Audit, optimize, and harden an existing Power BI or Tableau deployment so it actually drives decisions.

