

# Survey on mobility (Spain)

16  
Antworten

02:31  
Durchschnittliche Zeit für das Ausfüllen

Aktiv  
Status

## 1. How old are you?

11-19	15
20-35	0
36-50	0
50+	1

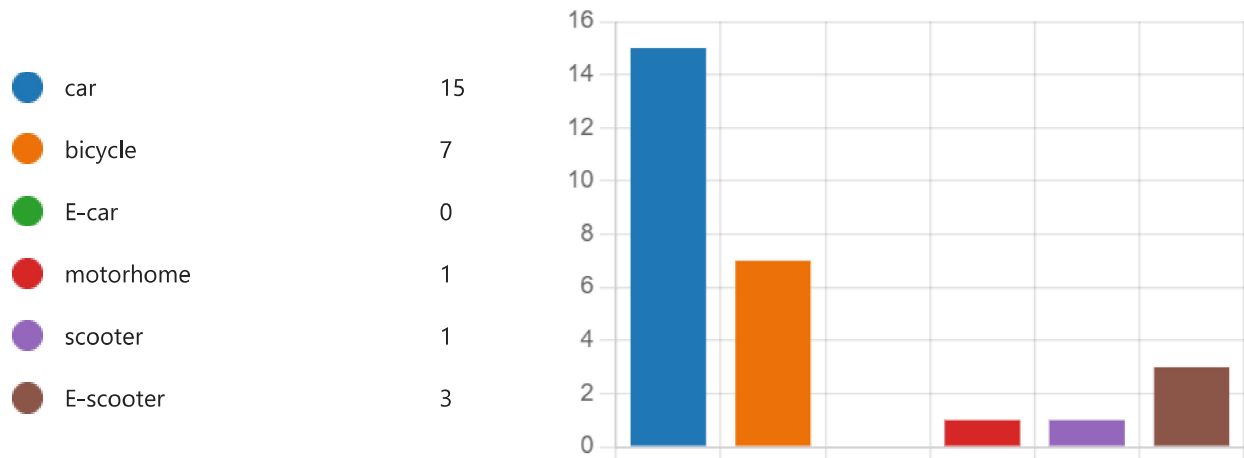


## 2. Sex

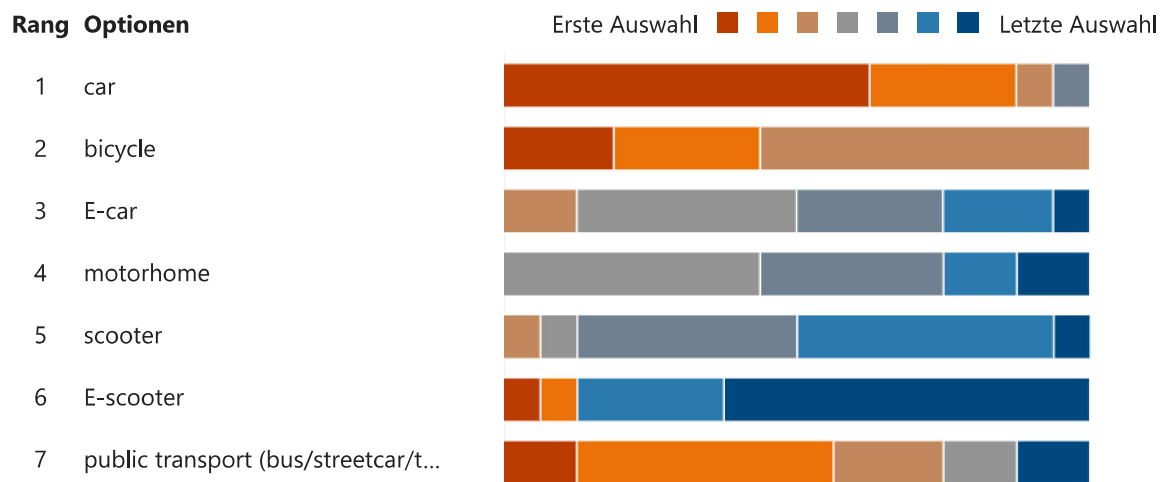
Male	5
Female	11
Other	0



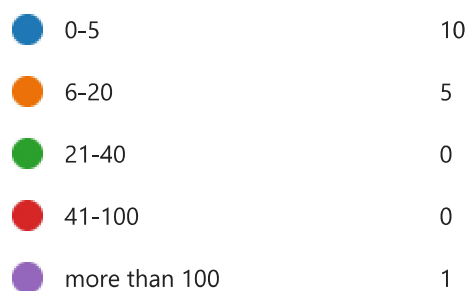
### 3. Your family owns the following vehicles



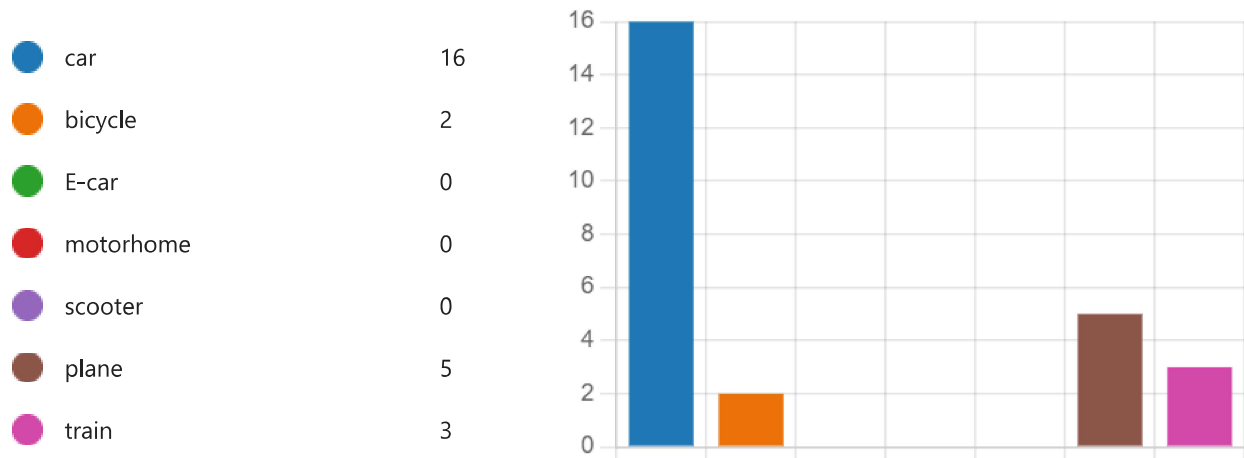
### 4. Of the following modes of transport, which do you use most often? (Ranked by frequency)




### 5. What distances in kilometres do you cover daily (one-way)?




6. Which vehicles do you use for holiday trips? (Multiple answers possible)



7. Has the increase in petrol costs influenced your choice of transport?



8. How much money do you spend per month on your personal travel? (Indication in euros)



9. For school trips, your school prefers the following vehicles

train	0
plane	5
bus	14
ferry	1



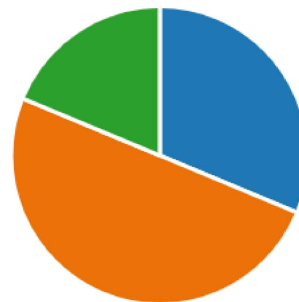
10. Would you like to see less traffic in your city?

Yes	9
No	2
Maybe	5



11. Are you satisfied with the public transport situation in your city?

Yes	5
No	8
Maybe	3



12. If not, which points should be improved in your opinion?

Frequency of trips	10
Price	7
Service	6
Other	3



13. In 2030, you will probably use the following vehicles

