

Survey on mobility (Italy)

41

Antworten

03:45

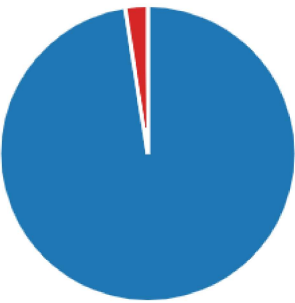
Durchschnittliche Zeit für das Ausfüllen

Aktiv

Status

1. How old are you?

11-19	40
20-35	0
36-50	0
50+	1

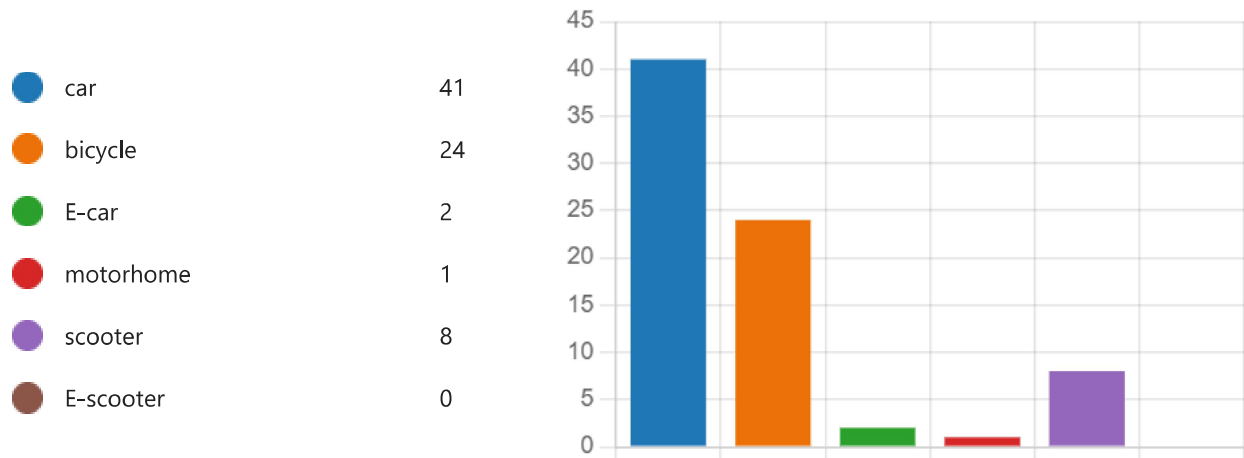


2. Sex

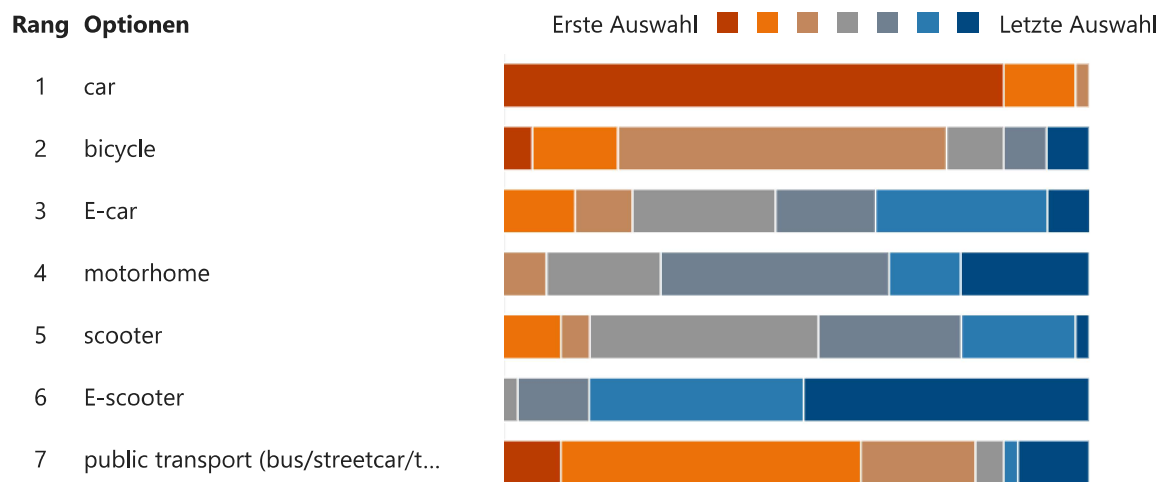
Male	14
Female	27
Other	0



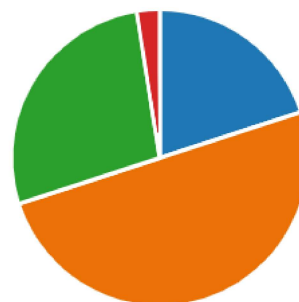
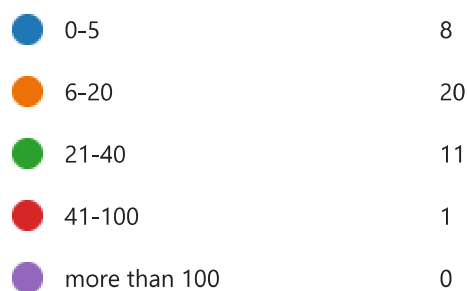
3. Your family owns the following vehicles



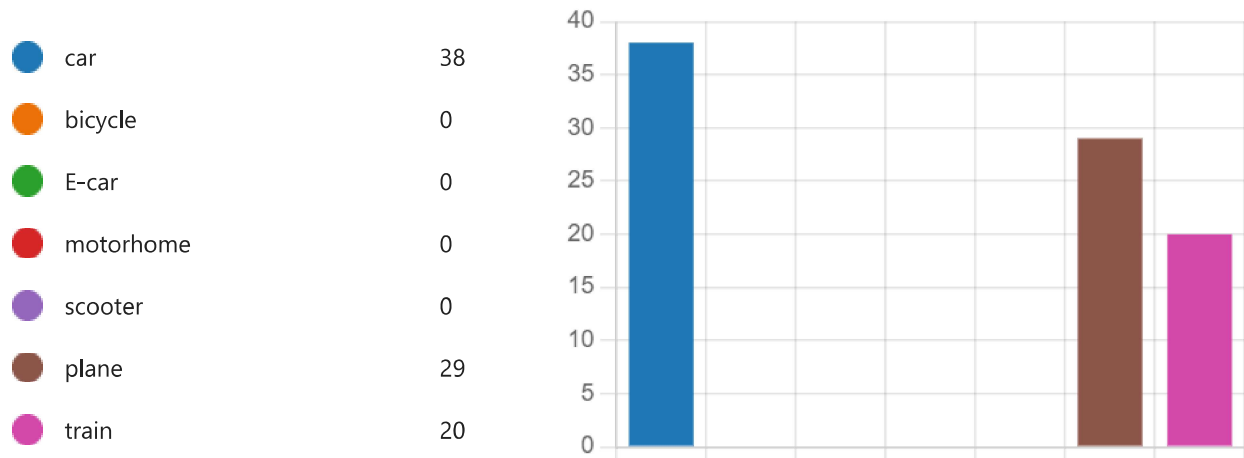
4. Of the following modes of transport, which do you use most often? (Ranked by frequency)




5. What distances in kilometres do you cover daily (one-way)?



6. Which vehicles do you use for holiday trips? (Multiple answers possible)



7. Has the increase in petrol costs influenced your choice of transport?



8. How much money do you spend per month on your personal travel? (Indication in euros)



9. For school trips, your school prefers the following vehicles

train	6
plane	6
bus	40
ferry	0



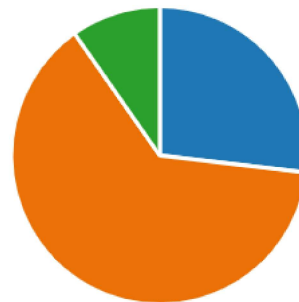
10. Would you like to see less traffic in your city?

Yes	27
No	3
Maybe	11



11. Are you satisfied with the public transport situation in your city?

Yes	11
No	26
Maybe	4



12. If not, which points should be improved in your opinion?

Frequency of trips	18
Price	4
Service	27
Other	4



13. In 2030, you will probably use the following vehicles

