

Survey on mobility (France)

58

Antworten

04:14

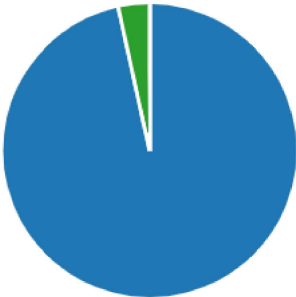
Durchschnittliche Zeit für das Ausfüllen

Aktiv

Status

1. How old are you?

11-19	56
20-35	0
36-50	2
50+	0

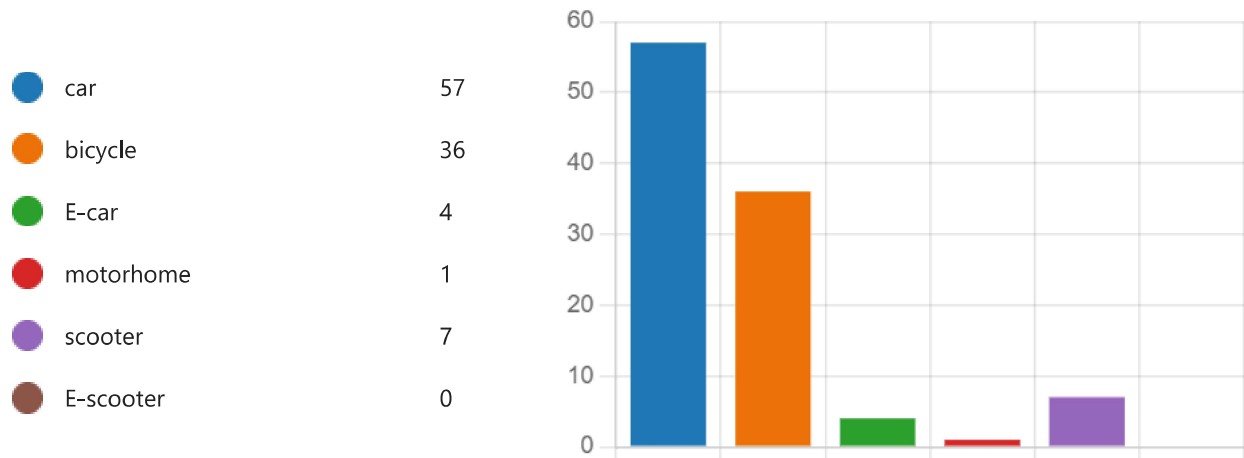


2. Sex

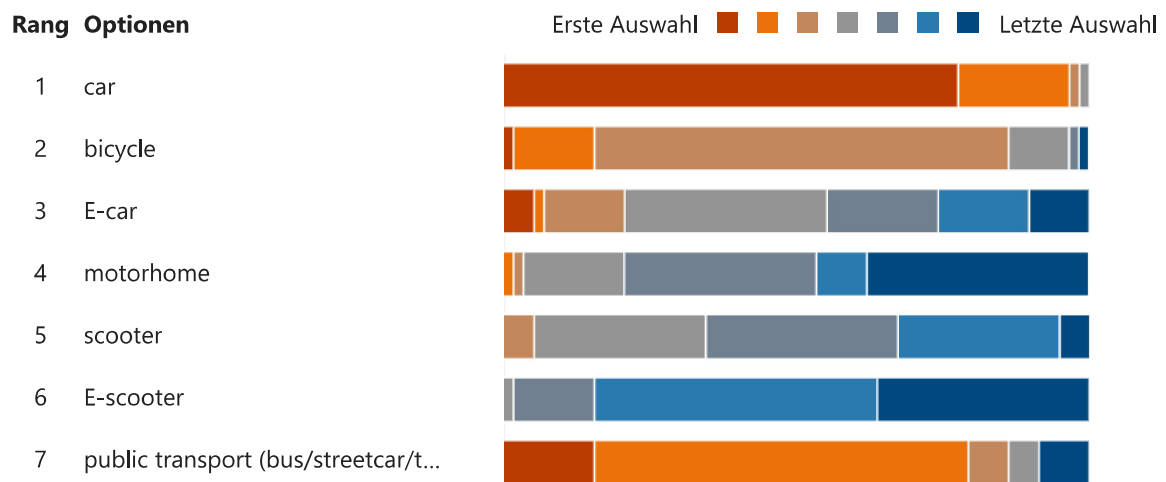
Male	23
Female	35
Other	0



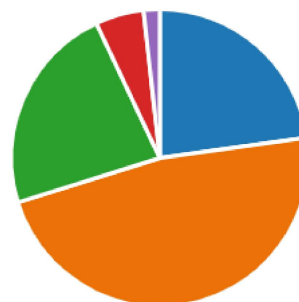
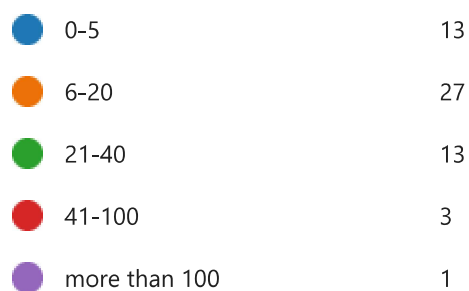
3. Your family owns the following vehicles



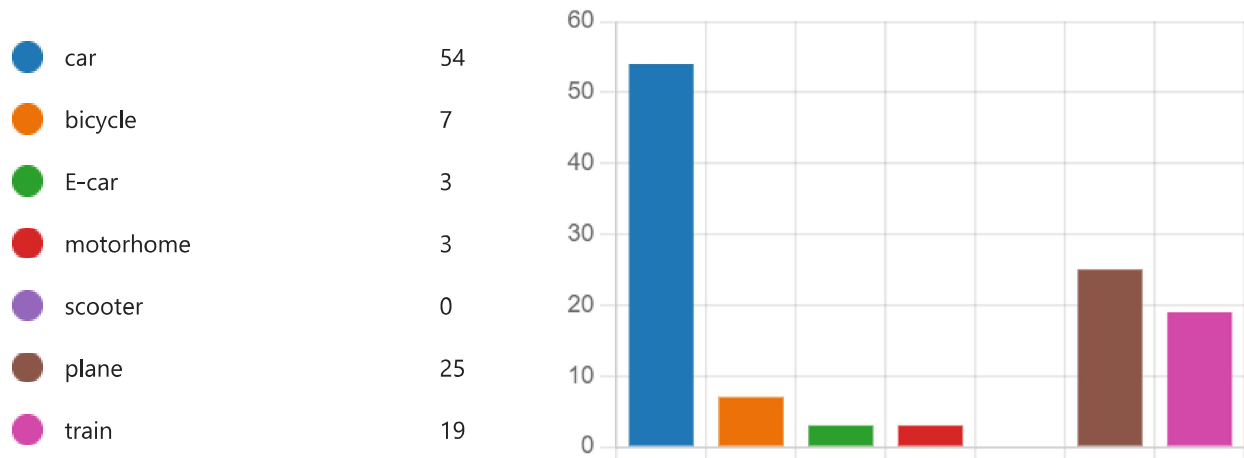
4. Of the following modes of transport, which do you use most often? (Ranked by frequency)




5. What distances in kilometres do you cover daily (one-way)?




6. Which vehicles do you use for holiday trips? (Multiple answers possible)



7. Has the increase in petrol costs influenced your choice of transport?



8. How much money do you spend per month on your personal travel? (Indication in euros)



9. For school trips, your school prefers the following vehicles

train	13
plane	13
bus	48
ferry	4



10. Would you like to see less traffic in your city?

Yes	41
No	3
Maybe	14



11. Are you satisfied with the public transport situation in your city?

Yes	33
No	21
Maybe	4



12. If not, which points should be improved in your opinion?

Frequency of trips	28
Price	1
Service	15
Other	5



13. In 2030, you will probably use the following vehicles

