

Survey on mobility (England)

108

Antworten

04:09

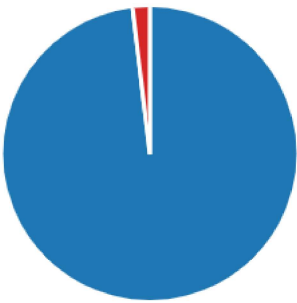
Durchschnittliche Zeit für das Ausfüllen

Aktiv

Status

1. How old are you?

11-19	105
20-35	0
36-50	0
50+	2

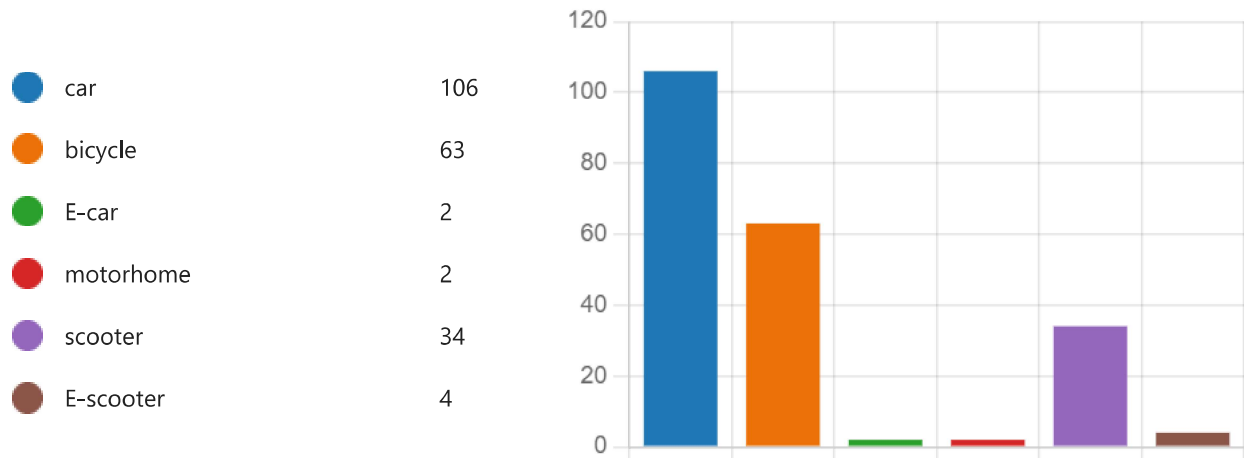


2. Sex

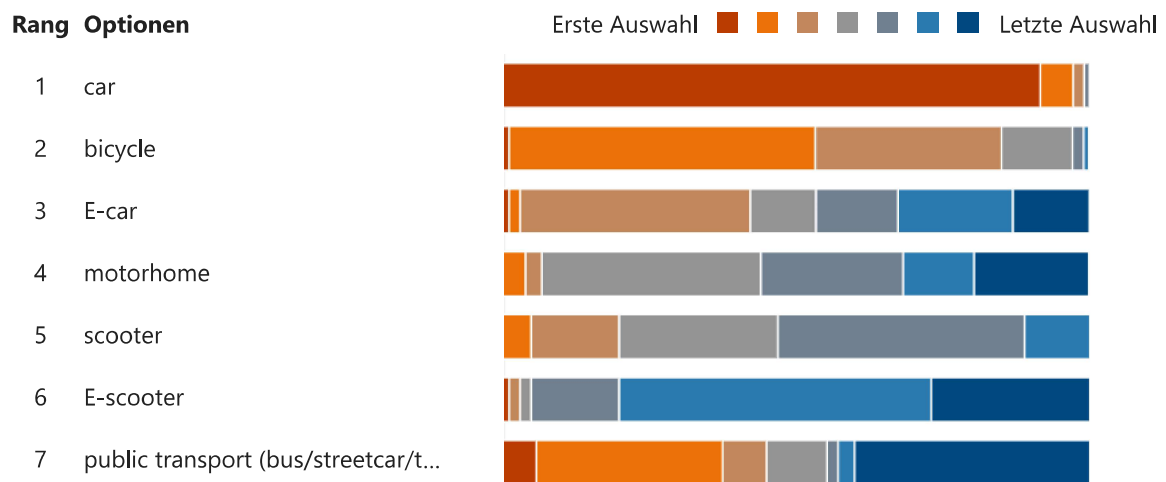
Male	57
Female	47
Other	2



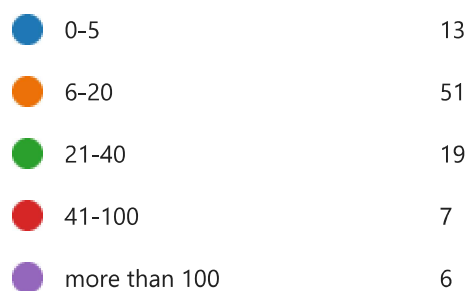
3. Your family owns the following vehicles



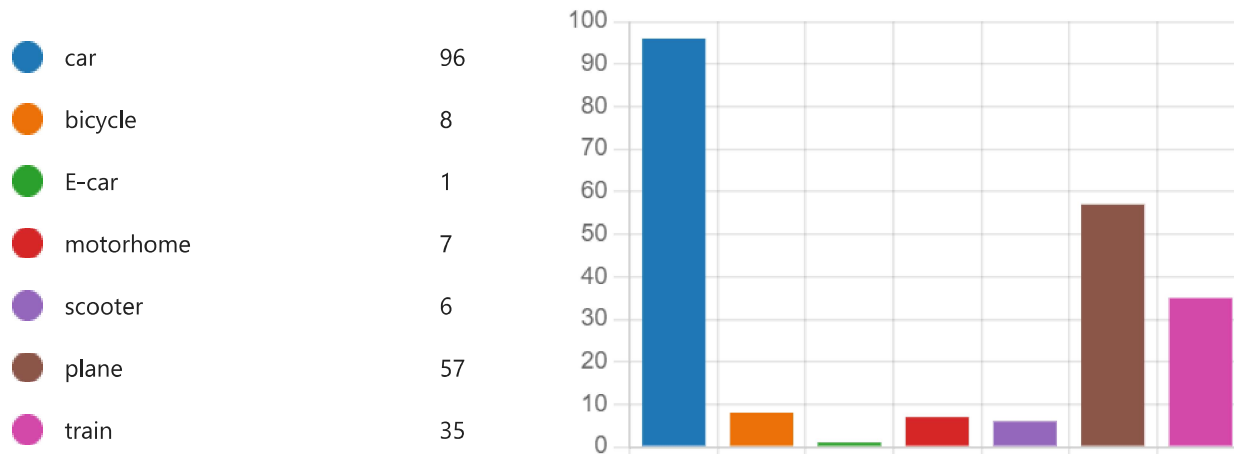
4. Of the following modes of transport, which do you use most often? (Ranked by frequency)




5. What distances in kilometres do you cover daily (one-way)?




6. Which vehicles do you use for holiday trips? (Multiple answers possible)



7. Has the increase in petrol costs influenced your choice of transport?



8. How much money do you spend per month on your personal travel? (Indication in euros)



9. For school trips, your school prefers the following vehicles

train	21
plane	14
bus	99
ferry	11



10. Would you like to see less traffic in your city?

Yes	53
No	19
Maybe	34



11. Are you satisfied with the public transport situation in your city?

Yes	57
No	29
Maybe	21



12. If not, which points should be improved in your opinion?

Frequency of trips	18
Price	56
Service	23
Other	25



13. In 2030, you will probably use the following vehicles

