

## **Kindergarten Welcome Letter – Summer Reading & Math June 2025**

Dear Kindergarten Families,

Welcome to All Souls Catholic School Kindergarten! We are so excited to have your child join our school community this coming fall. This is a special time in your child's life, and we are honored to be part of this journey.

To help your child prepare for a successful start to kindergarten, we're encouraging some light and fun summer practice in both **reading** and **math**. These activities are designed to keep young minds engaged, build confidence, and spark a love for learning.

### **Summer Reading**

Reading with your child every day is one of the best ways to help them grow as a learner. Here are some simple ways to build reading habits over the summer:

- Read books together daily—bedtime stories count!
- Talk about pictures, characters, and what happens in the story.
- Visit your local library and explore picture books, alphabet books, and books with rhymes or repetition.

Let your child "read" by looking at pictures, retelling stories, or joining in with familiar words.

### **Summer Math**

Math is all around us! Here are some playful ways to practice early math skills:

- Count objects around the house or on nature walks.
- Sort toys by color or shape.
- Practice identifying numbers, shapes, and simple patterns.
- Play board games or card games that involve counting or taking turns.

We've also included a simple summer math packet with fun activities like tracing numbers, before and after, counting and writing, more/less, and simple addition.

While reading, writing, and math are essential parts of our day, **your child's social and emotional development is just as important**. In fact, these skills are the foundation for future academic success and lifelong well-being.

## **What are Social and Emotional Skills?**

Social and emotional learning (often called SEL) helps children:

- Recognize and manage their own emotions
- Build healthy relationships with others
- Develop empathy and kindness
- Make responsible decisions
- Learn to work and play cooperatively

In our classroom, we will spend time helping children learn how to:

- Share and take turns
- Express feelings in respectful ways
- Listen to others and follow directions
- Handle frustration and try again when things are hard
- Work together as part of a team

These are big skills for little learners—and they take time, practice, and lots of support.

## **How You Can Help at Home**

You can support your child's social and emotional growth in simple, powerful ways:

- Talk about feelings and model healthy ways to cope with them
- Encourage problem-solving instead of solving every problem for them
- Practice routines, like taking turns, cleaning up, and waiting patiently
- Read books together that explore friendship, emotions, and kindness
- Celebrate efforts, not just outcomes—this builds confidence and resilience

Kindergarten is a time of amazing growth, both academically and personally. When children feel safe, valued, and connected, they are better able to focus, learn, and thrive.

## **A Note About Summer Work**

A little practice over the summer can make a big difference in easing the transition to kindergarten. Most importantly, we hope you'll make it fun and pressure-free—this is about exploration and building excitement for school!

We're looking forward to a wonderful school year. Thank you for partnering with us in your child's early learning journey. If you have any questions, please don't hesitate to reach out.

Wishing you a joyful, safe, and story-filled summer!

Warm regards,  
Ms. Molly


# ALPHABET MOTIONS

Aa




Make a scared face and say /a/.

Bb




Pretend like you are bouncing a basketball.

Cc




Shiver like you are c-c-cold.

Dd




Stomp like a dinosaur.

Ee



Make an elephant trunk with your arm.

Ff



Put your arms out and pretend to fly.

Gg




Beat your chest like a gorilla.

Hh




Pretend like you are very hot.

Ii




Make a face like you feel ill.

Jj




Wiggle your arms like a jellyfish.

Kk




Do a karate kick.

Ll



Pretend to be a lion licking his paw.

Mm



Rub your belly like a mouse that just ate some tasty cheese. Mmm!

Nn



Make night vision goggles with your hands.


Oo



Pretend to sing opera.

# ALPHABET MOTIONS

Pp




Pat your feet like a penguin.

Qq



Make a duck bill with your hand and quack.

Rr




Pretend to rev a motorcycle.

Ss




Slither your hands like a snake.

Tt




Tap your foot.

Uu



Pretend to be confused and say /u/.

Vv



Pretend to vibrate.

Ww




Wiggle your finger like a worm.

Xx




Make an X with your arms.

Yy



Pretend to yawn.


Zz



Pretend to sleep and snore.





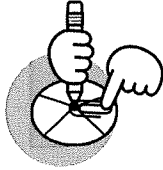
**DIRECTIONS:** Complete one activity each day. Color the box when you complete the activity.

# SUMMER REVIEW







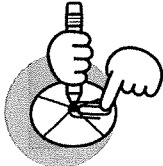
## WEEK ONE

Read the decodable passage each day.

Complete the Mm page. 	Complete the Aa page. 	Complete the Ss page. 	Complete the vocab detective page. 	Complete the letter review. 
--	--	--	---	--






## WEEK TWO

Read the decodable passage each day.

Complete the Tt page. 	Complete the Pp page. 	Complete the Nn page. 	Complete the vocab detective page. 	Complete the letter review. 
---	---	---	--	---





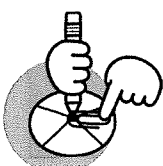
## WEEK THREE

Read the decodable passage each day.

Complete the ll page. 	Complete the Cc page. 	Complete the Ff page. 	Complete the vocab detective page. 	Complete the letter review. 
--	--	--	---	--


## WEEK FOUR

Read the decodable passage each day.

Complete the Dd page. 	Complete the Hh page. 	Complete the Oo page. 	Complete the vocab detective page. 	Complete the letter review. 
--	--	--	---	--





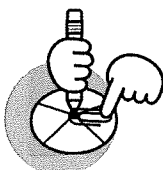
**DIRECTIONS:** Complete one activity each day. Color the box when you complete the activity.

# SUMMER REVIEW







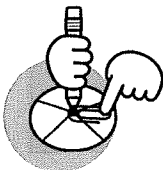
## WEEK FIVE

Read the decodable passage each day.

Complete the Rr page. 	Complete the Bb page. 	Complete the Ll page. 	Complete the vocab detective page. 	Complete the letter review. 
--	--	--	---	--





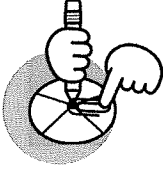
## WEEK SIX

Read the decodable passage each day.

Complete the Kk page. 	Complete the Ee page. 	Complete the Gg page. 	Complete the vocab detective page. 	Complete the letter review. 
---	---	---	--	---





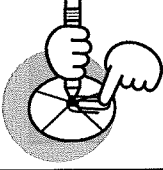
## WEEK SEVEN

Read the decodable passage each day.

Complete the Ww page. 	Complete the Vv page. 	Complete the Uu page. 	Complete the Jj page. 	Complete the letter review. 
--	--	--	--	--


## WEEK EIGHT


Read the decodable passage each day.


Complete the Qq page. 	Complete the Yy page. 	Complete the Zz page. 	Complete the Xx page. 	Complete the letter review. 
--	--	--	--	--


Read the decodable passage each day. Color a star each time you read it.  
Point and say each letter sound and then the picture - /m/ /m/ monkey.


# Alphabet Review


M, m,  .


M, m,  .

S, s,  .

S, s,  .

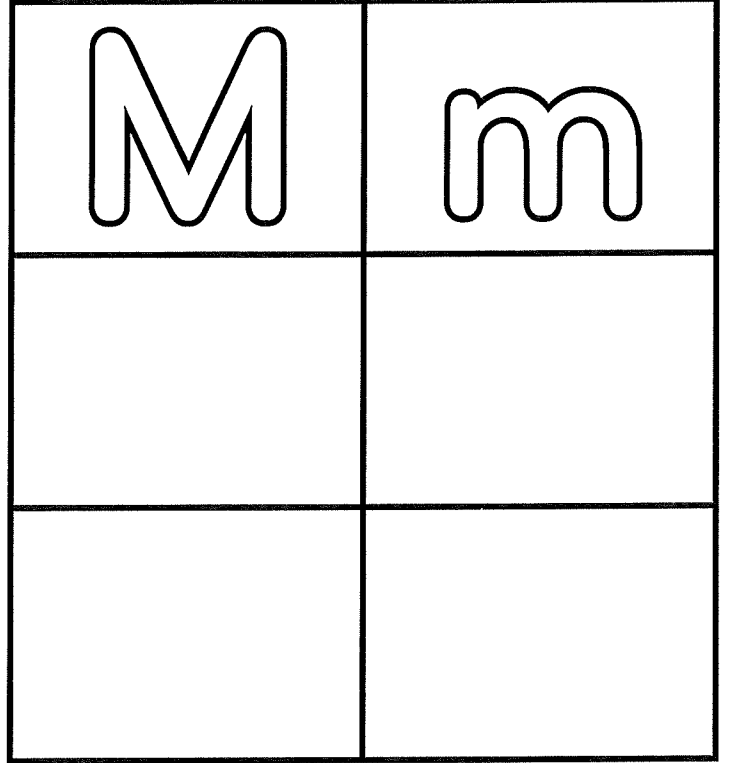
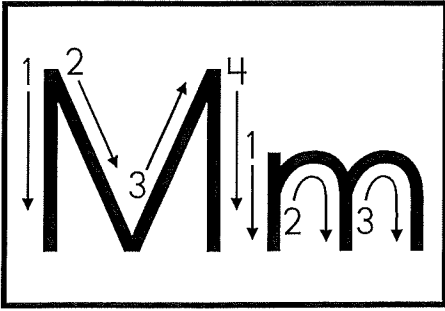
A, a,  .

A, a,  .



WEEK ONE  
Letter Mm



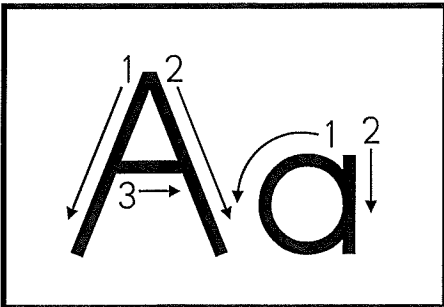
**DIRECTIONS:** Trace the letter with your finger and say its name. Say the letter sound and make the motion. Trace and write the letter. Color the pictures that begin with the letter.



© Natalie Lynn Kindergarten

WEEK ONE  
Letter Aa


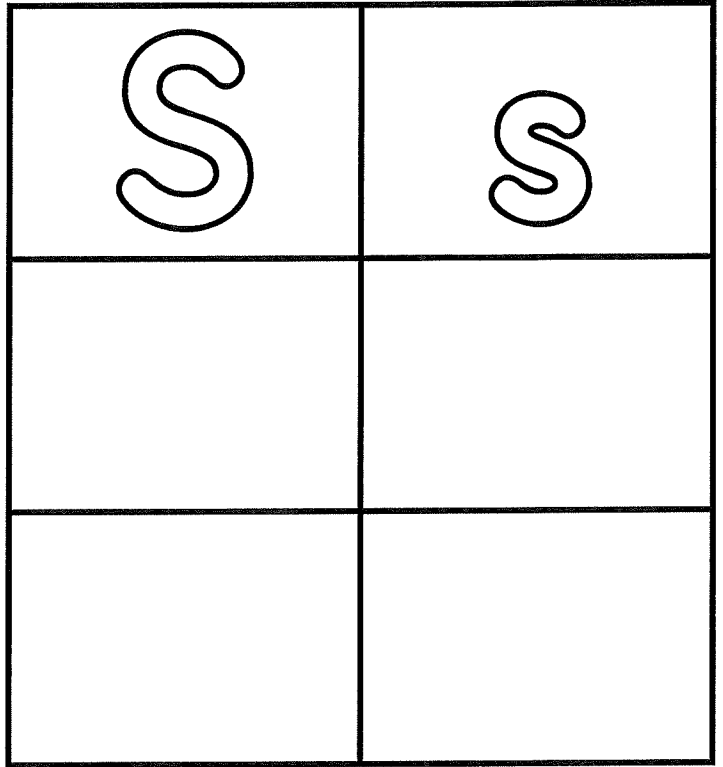
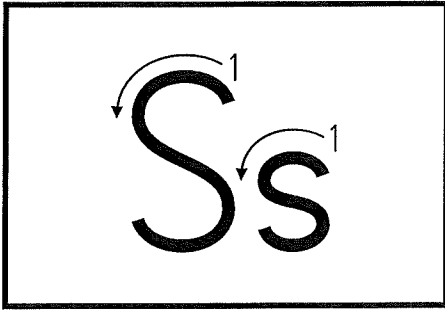
**DIRECTIONS:** Trace the letter with your finger and say its name. Say the letter sound and make the motion. Trace and write the letter. Color the pictures that begin with the letter.



© Natalie Lynn Kindergarten

**WEEK ONE**  
Letter Ss

**DIRECTIONS:** Trace the letter with your finger and say its name. Say the letter sound and make the motion. Trace and write the letter. Color the pictures that begin with the letter.




© Natalie Lynn Kindergarten

**WEEK ONE**  
VOCAB DETECTIVE


**DIRECTIONS:** Introduce the vocabulary word and read the definition. Have your child identify the beginning sound, color the matching pictures, and illustrate the word.

**ax**


A tool used  
to chop  
wood.



**COLOR IT:**




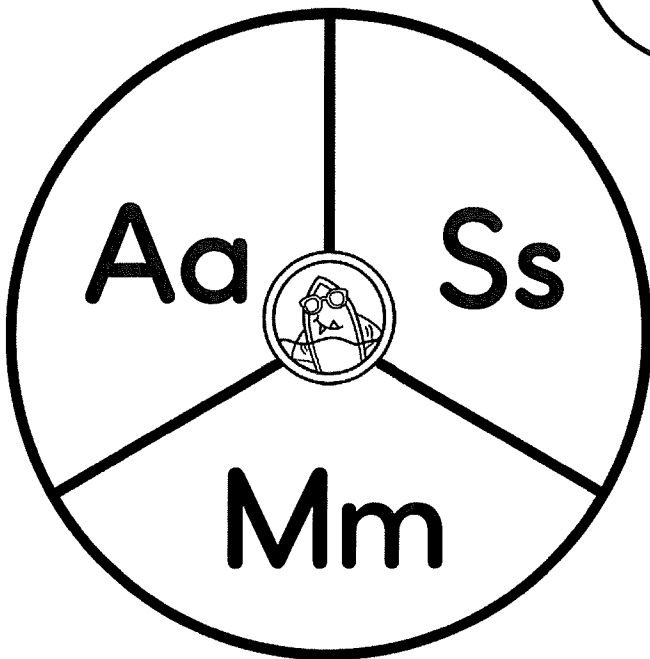














**ILLUSTRATE IT:**




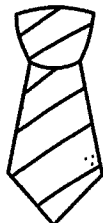
WEEK ONE  
Letter Review


**DIRECTIONS:** Use a paperclip and pencil to create a spinner. Your child will spin a letter and then find a matching letter or picture that begins with that letter to color.





# Alphabet Review


T, t,  .


T, t,  .

P, p,  .

P, p,  .


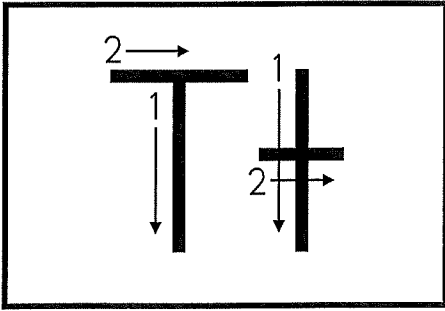
N, n,  .

N, n,  .




WEEK TWO  
Letter Tt

**DIRECTIONS:** Trace the letter with your finger and say its name. Say the letter sound and make the motion. Trace and write the letter. Color the pictures that begin with the letter.




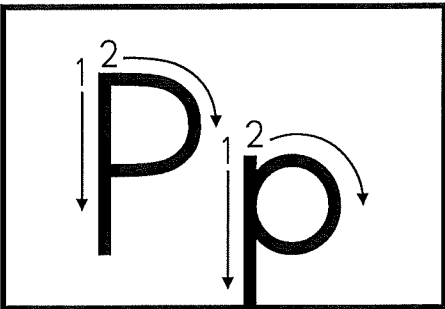
T	t




© Natalie Lynn Kindergarten

WEEK TWO  
Letter Pp

**DIRECTIONS:** Trace the letter with your finger and say its name. Say the letter sound and make the motion. Trace and write the letter. Color the pictures that begin with the letter.




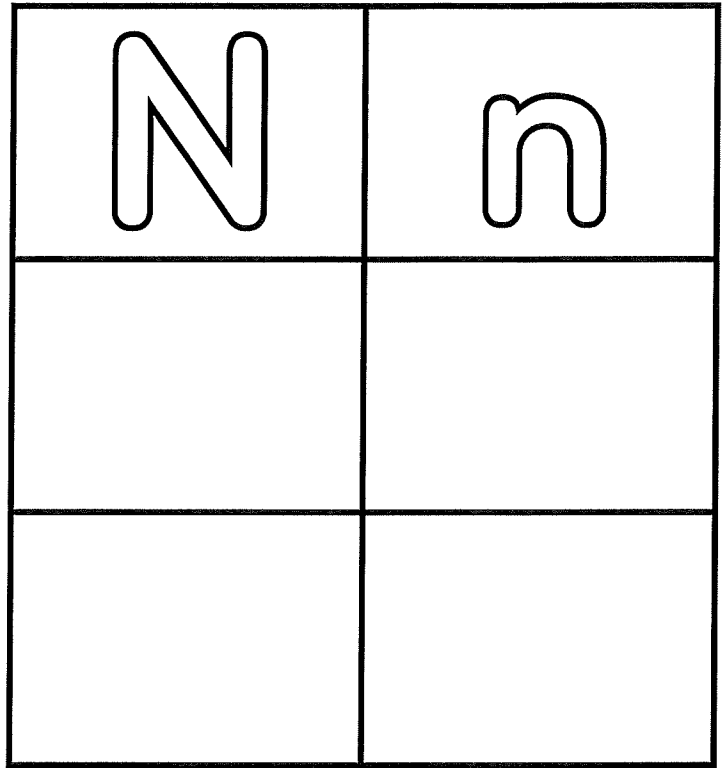

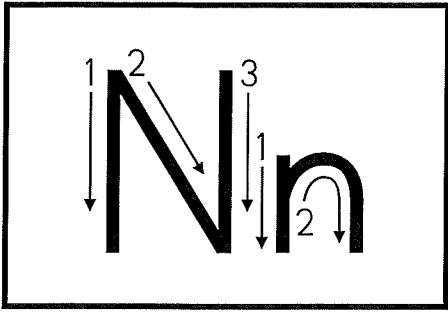
P	p



© Natalie Lynn Kindergarten

**WEEK TWO**  
Letter Nn

**DIRECTIONS:** Trace the letter with your finger and say its name. Say the letter sound and make the motion. Trace and write the letter. Color the pictures that begin with the letter.



© Natalie Lynn Kindergarten

**WEEK TWO**  
VOCAB DETECTIVE


**DIRECTIONS:** Introduce the vocabulary word and read the definition. Have your child identify the beginning sound, color the matching pictures, and illustrate the word.

nest


A place made  
by a bird to  
lay eggs.



**COLOR IT:**




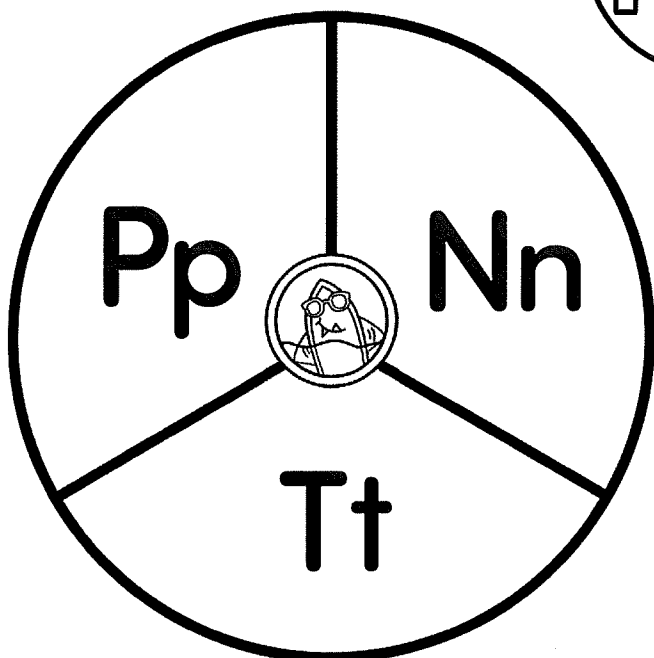
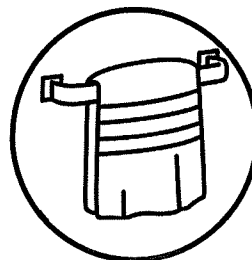





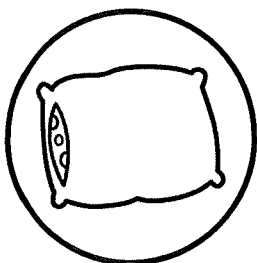







**ILLUSTRATE IT:**




WEEK TWO  
Letter Review


**DIRECTIONS:** Use a paperclip and pencil to create a spinner. Your child will spin a letter and then find a matching letter or picture that begins with that letter to color.




# Alphabet Review


I, i,  .

I, i,  .

C, c,  .

C, c,  .


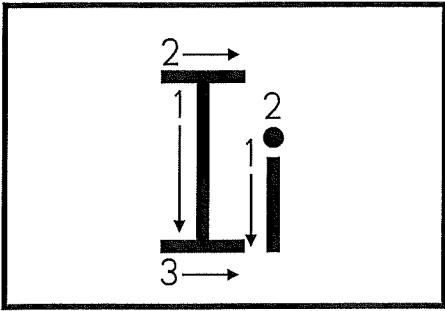
F, f,  .

F, f,  .




**WEEK THREE**  
Letter Ii

**DIRECTIONS:** Trace the letter with your finger and say its name. Say the letter sound and make the motion. Trace and write the letter. Color the pictures that begin with the letter.




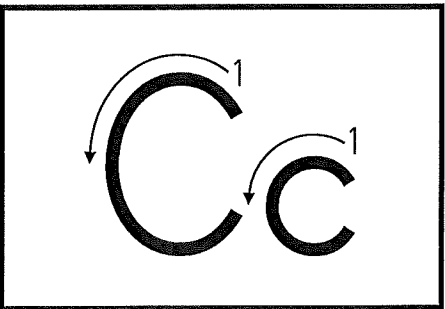
I	i




© Natalie Lynn Kindergarten

**WEEK THREE**  
Letter Cc

**DIRECTIONS:** Trace the letter with your finger and say its name. Say the letter sound and make the motion. Trace and write the letter. Color the pictures that begin with the letter.






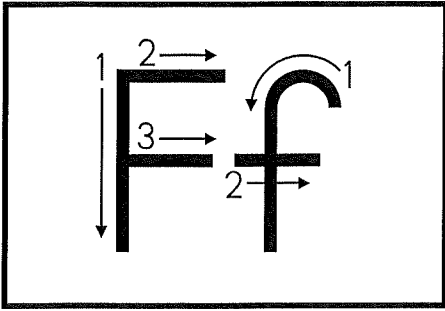
C	c



© Natalie Lynn Kindergarten

**WEEK THREE**  
Letter Ff

**DIRECTIONS:** Trace the letter with your finger and say its name. Say the letter sound and make the motion. Trace and write the letter. Color the pictures that begin with the letter.



© Natalie Lynn Kindergarten

**WEEK THREE**  
VOCAB DETECTIVE


**DIRECTIONS:** Introduce the vocabulary word and read the definition. Have your child identify the beginning sound, color the matching pictures, and illustrate the word.

**flame**


The visible part of a fire.



**COLOR IT:**




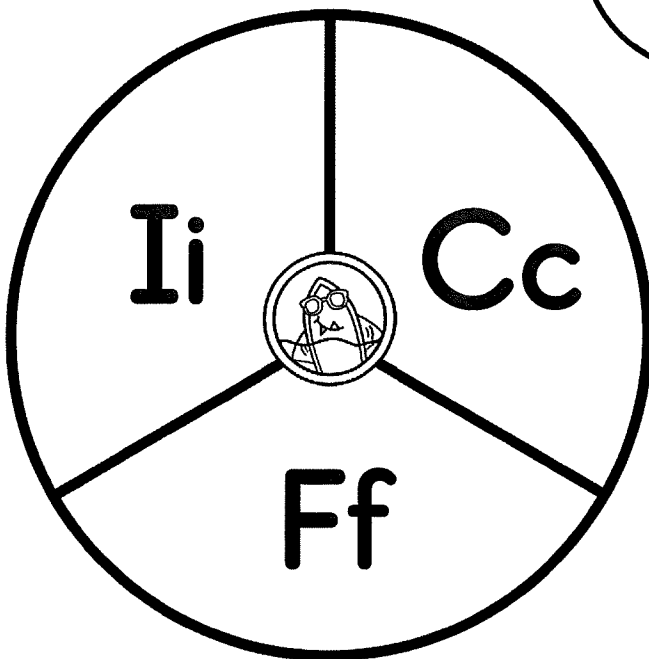



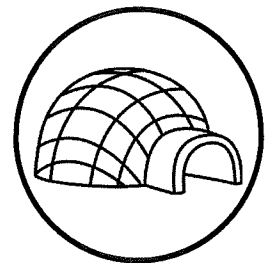
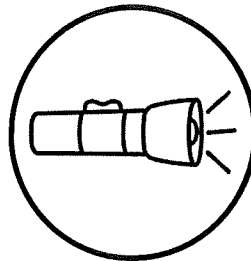









**ILLUSTRATE IT:**



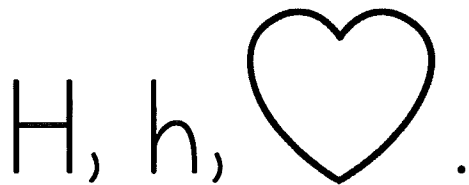
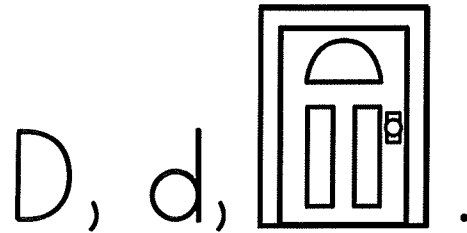
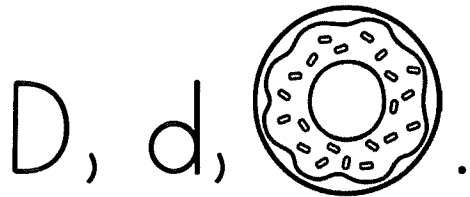


WEEK THREE  
Letter Review

**DIRECTIONS:** Use a paperclip and pencil to create a spinner. Your child will spin a letter and then find a matching letter or picture that begins with that letter to color.


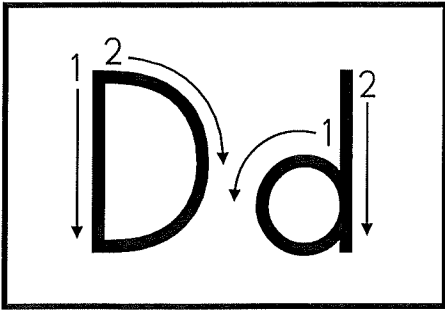


# Alphabet Review




**WEEK FOUR**  
Letter Dd

**DIRECTIONS:** Trace the letter with your finger and say its name. Say the letter sound and make the motion. Trace and write the letter. Color the pictures that begin with the letter.




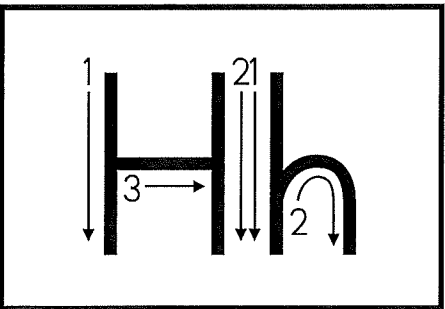
D	d




© Natalie Lynn Kindergarten

**WEEK FOUR**  
Letter Hh

**DIRECTIONS:** Trace the letter with your finger and say its name. Say the letter sound and make the motion. Trace and write the letter. Color the pictures that begin with the letter.




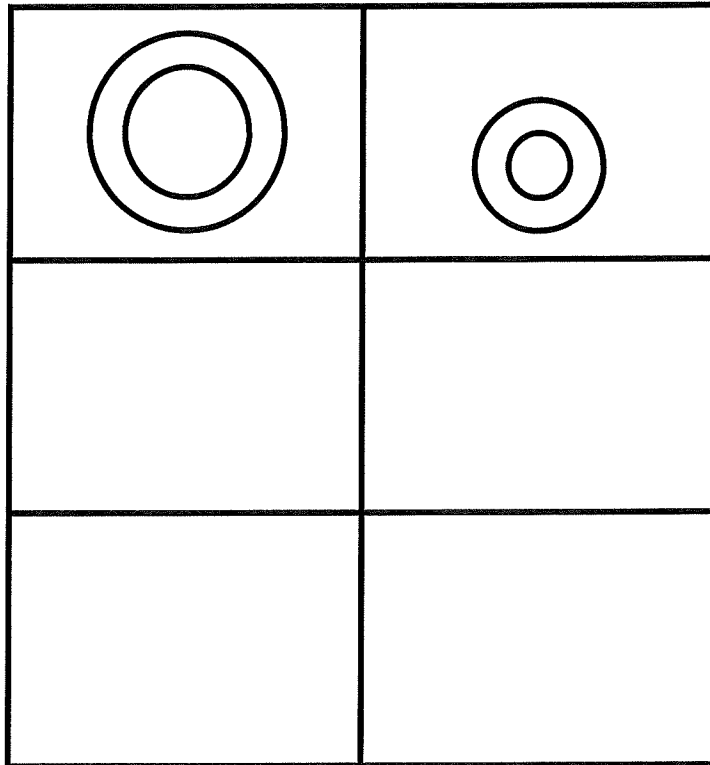
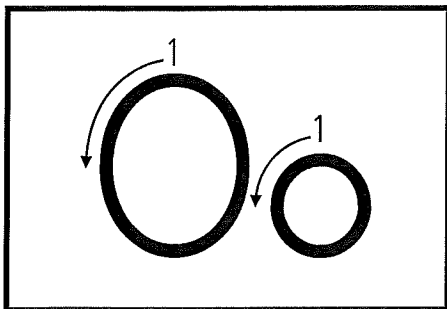
H	h



© Natalie Lynn Kindergarten

**WEEK FOUR**  
Letter Oo

**DIRECTIONS:** Trace the letter with your finger and say its name. Say the letter sound and make the motion. Trace and write the letter. Color the pictures that begin with the letter.




© Natalie Lynn Kindergarten

**WEEK FOUR**  
VOCAB DETECTIVE


**DIRECTIONS:** Introduce the vocabulary word and read the definition. Have your child identify the beginning sound, color the matching pictures, and illustrate the word.

**ostrich**


A tall bird.



**COLOR IT:**



**ILLUSTRATE IT:**

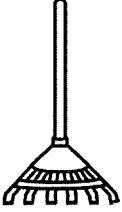



WEEK FOUR  
Letter Review


**DIRECTIONS:** Use a paperclip and pencil to create a spinner. Your child will spin a letter and then find a matching letter or picture that begins with that letter to color.


A collection of circular icons for a letter review activity. The icons include: a duck, an octopus, the letter 'D', a door, the letter 'd', the letter 'O', a hay bale, a chick, the letter 'h', a clothes hanger, an egg, a beanie, a dog, the letter 'H', and the letter 'O'. A large spinner is located at the bottom left, divided into three sections: the top section contains 'Dd' and 'Hh', the bottom section contains 'Oo', and a small circular icon of a person with glasses is in the center of the spinner.

# Alphabet Review


R, r, .


R, r, .

B, b, .

B, b, .


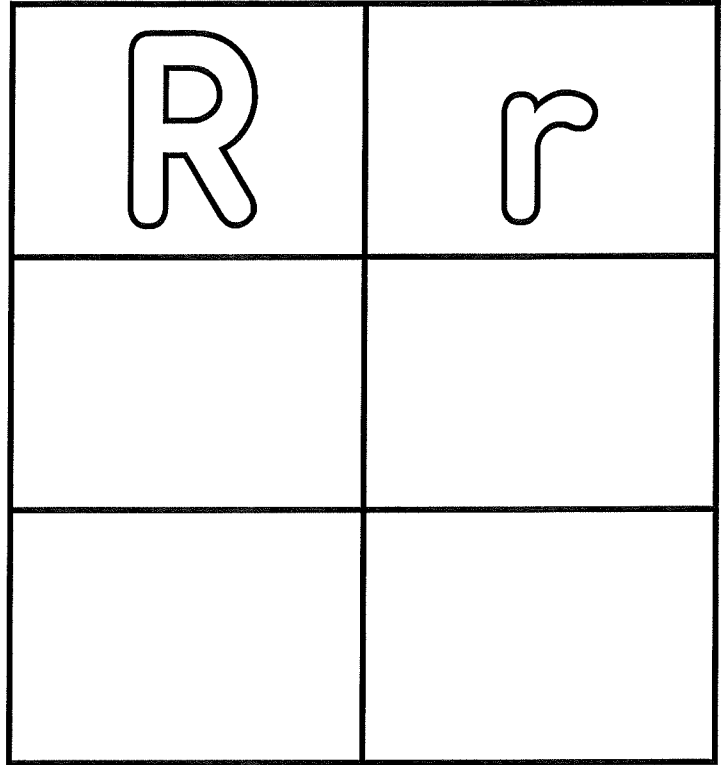

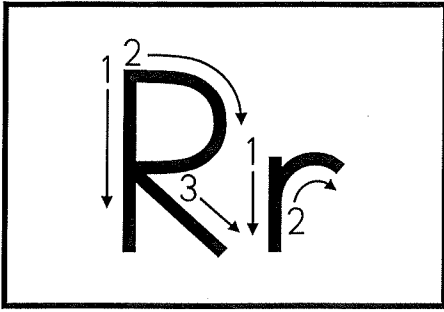
L, l, .

L, l, .



WEEK FIVE  
Letter Rr



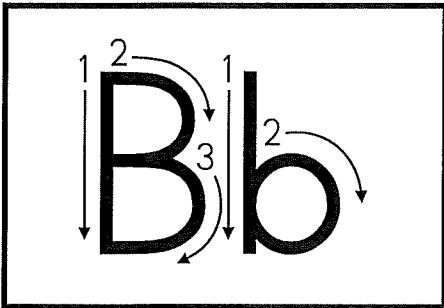
**DIRECTIONS:** Trace the letter with your finger and say its name. Say the letter sound and make the motion. Trace and write the letter. Color the pictures that begin with the letter.



© Natalie Lynn Kindergarten

WEEK FIVE  
Letter Bb

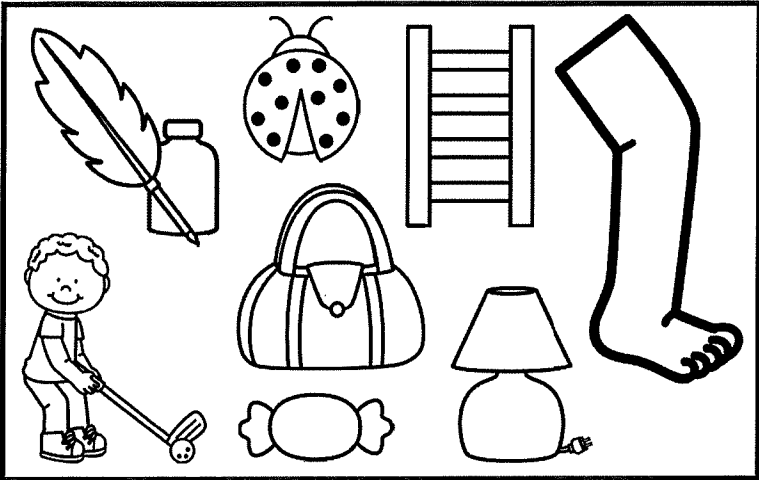
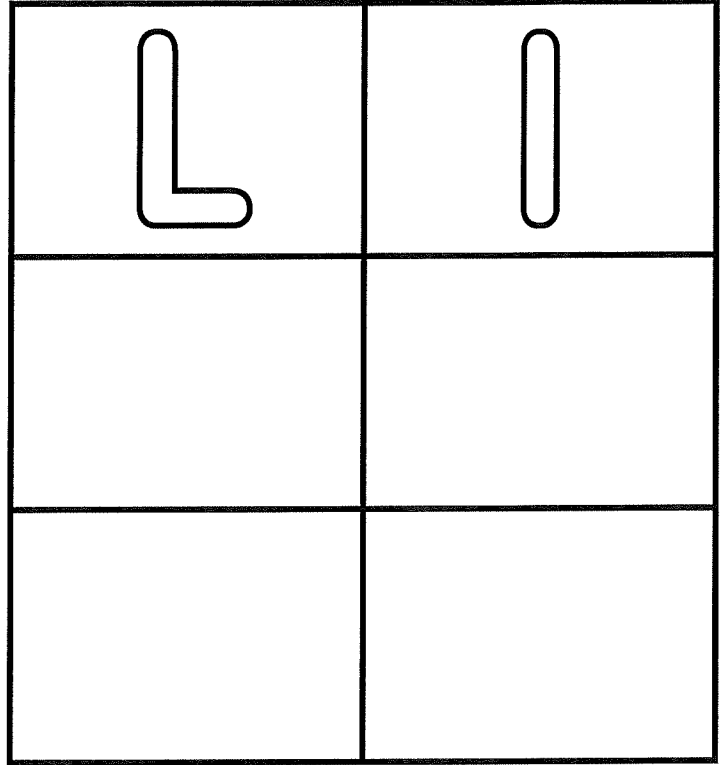

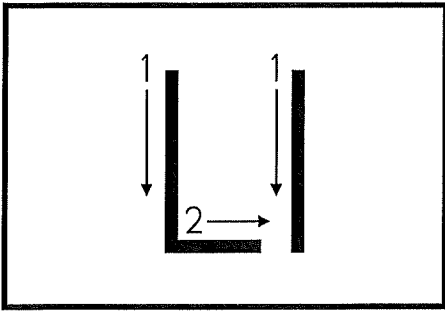
**DIRECTIONS:** Trace the letter with your finger and say its name. Say the letter sound and make the motion. Trace and write the letter. Color the pictures that begin with the letter.



© Natalie Lynn Kindergarten

**WEEK FIVE**  
Letter L

**DIRECTIONS:** Trace the letter with your finger and say its name. Say the letter sound and make the motion. Trace and write the letter. Color the pictures that begin with the letter.




© Natalie Lynn Kindergarten

**WEEK FIVE**  
VOCAB DETECTIVE


**DIRECTIONS:** Introduce the vocabulary word and read the definition. Have your child identify the beginning sound, color the matching pictures, and illustrate the word.

**rake**


A tool used  
to gather  
leaves.



**COLOR IT:**




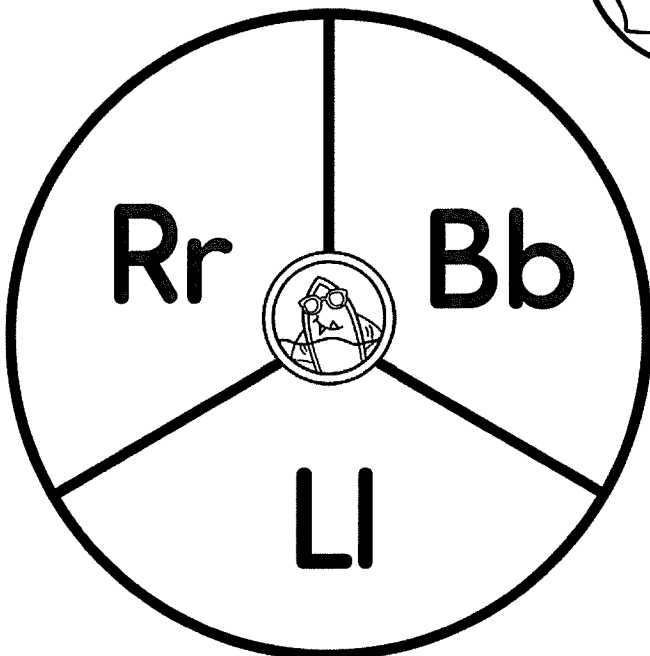



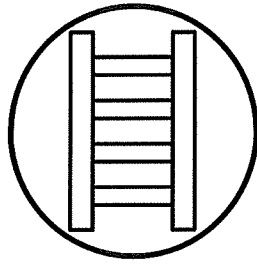
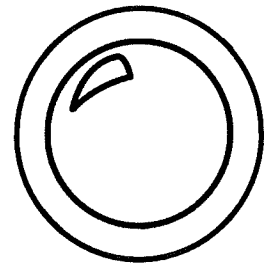








**ILLUSTRATE IT:**

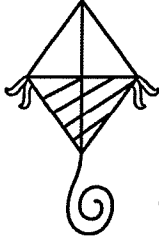



**WEEK FIVE**  
**Letter Review**


**DIRECTIONS:** Use a paperclip and pencil to create a spinner. Your child will spin a letter and then find a matching letter or picture that begins with that letter to color.




# Alphabet Review

K, k,  .

K, k,  .

E, e,  .

E, e,  .


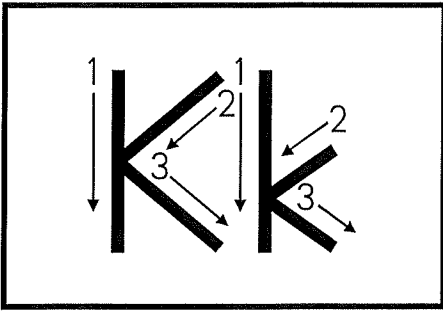
G, g,  .

G, g,  .




**WEEK SIX**  
Letter Kk

**DIRECTIONS:** Trace the letter with your finger and say its name. Say the letter sound and make the motion. Trace and write the letter. Color the pictures that begin with the letter.



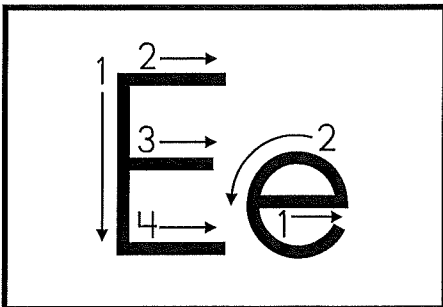
K	k




© Natalie Lynn Kindergarten

**WEEK SIX**  
Letter Ee

**DIRECTIONS:** Trace the letter with your finger and say its name. Say the letter sound and make the motion. Trace and write the letter. Color the pictures that begin with the letter.






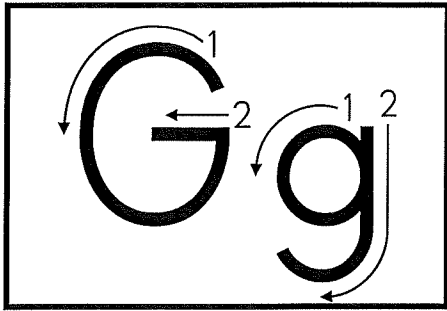
E	e



© Natalie Lynn Kindergarten

**WEEK SIX**  
**Letter Gg**

**DIRECTIONS:** Trace the letter with your finger and say its name. Say the letter sound and make the motion. Trace and write the letter. Color the pictures that begin with the letter.




© Natalie Lynn Kindergarten

**WEEK SIX**  
**VOCAB DETECTIVE**


**DIRECTIONS:** Introduce the vocabulary word and read the definition. Have your child identify the beginning sound, color the matching pictures, and illustrate the word.

**edge**


The line where an object begins or ends.



**COLOR IT:**



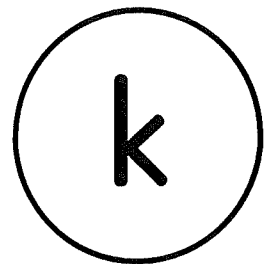
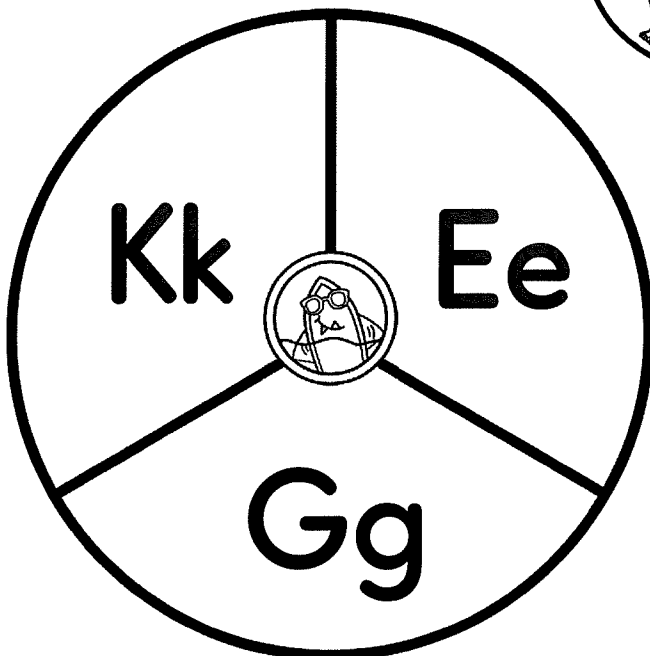











**ILLUSTRATE IT:**



WEEK SIX  
Letter Review


**DIRECTIONS:** Use a paperclip and pencil to create a spinner. Your child will spin a letter and then find a matching letter or picture that begins with that letter to color.

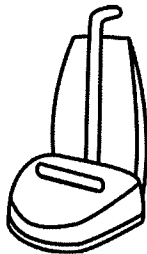



# Alphabet Review


W, w,  .


W, w,  .

V, v,  .


V, v,  .

U, u,  .

U, u,  .

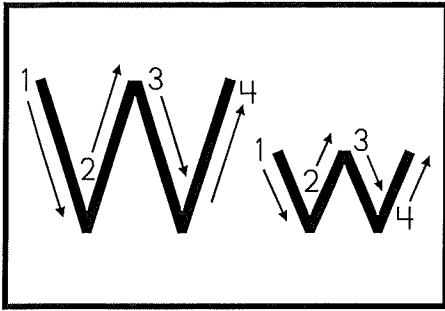
J, j,  .

J, j,  .



**WEEK SEVEN**  
Letter Ww

**DIRECTIONS:** Trace the letter with your finger and say its name. Say the letter sound and make the motion. Trace and write the letter. Color the pictures that begin with the letter.


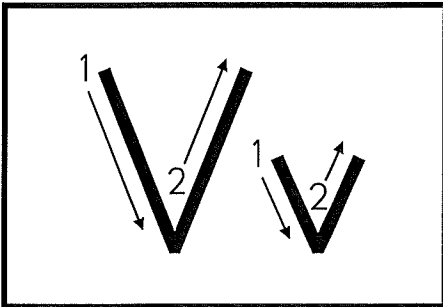


W	w


© Natalie Lynn Kindergarten

**WEEK SEVEN**  
Letter Vv

**DIRECTIONS:** Trace the letter with your finger and say its name. Say the letter sound and make the motion. Trace and write the letter. Color the pictures that begin with the letter.




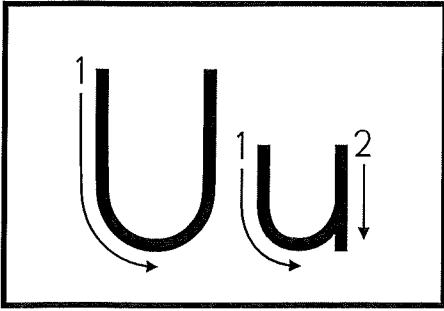
V	v




© Natalie Lynn Kindergarten

**WEEK SEVEN**  
Letter Uu

**DIRECTIONS:** Trace the letter with your finger and say its name. Say the letter sound and make the motion. Trace and write the letter. Color the pictures that begin with the letter.




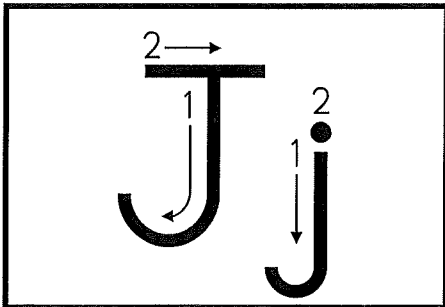
U	u




© Natalie Lynn Kindergarten

**WEEK SEVEN**  
Letter Jj

**DIRECTIONS:** Trace the letter with your finger and say its name. Say the letter sound and make the motion. Trace and write the letter. Color the pictures that begin with the letter.



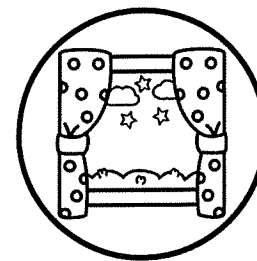
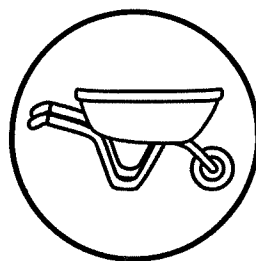


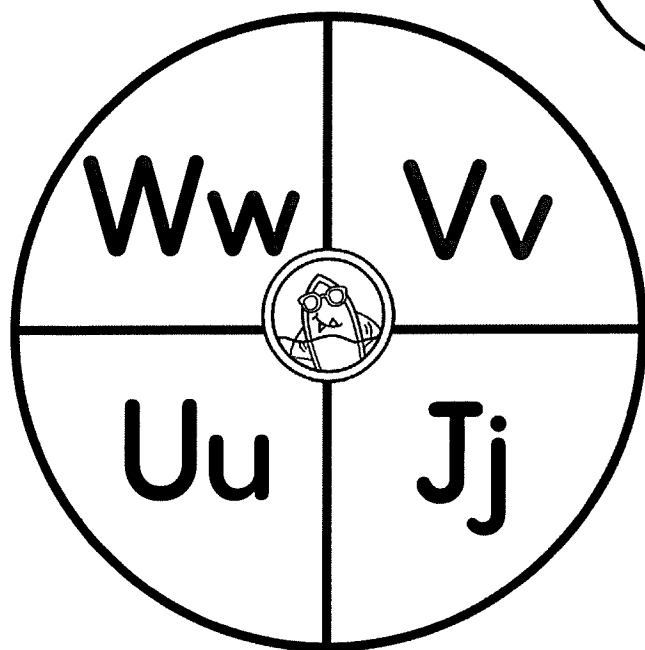












J	j




© Natalie Lynn Kindergarten

WEEK SEVEN  
Letter Review


**DIRECTIONS:** Use a paperclip and pencil to create a spinner. Your child will spin a letter and then find a matching letter or picture that begins with that letter to color.

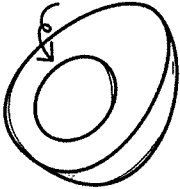



# Alphabet Review


Q, q, 

Q, q, 

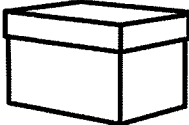
Y, y, 


Y, y, 

Z, z, 

Z, z, 



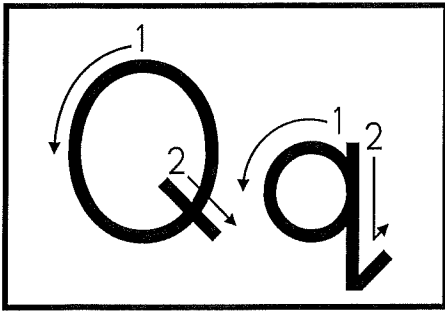
X, x, 

X, x, 



WEEK EIGHT  
Letter Qq


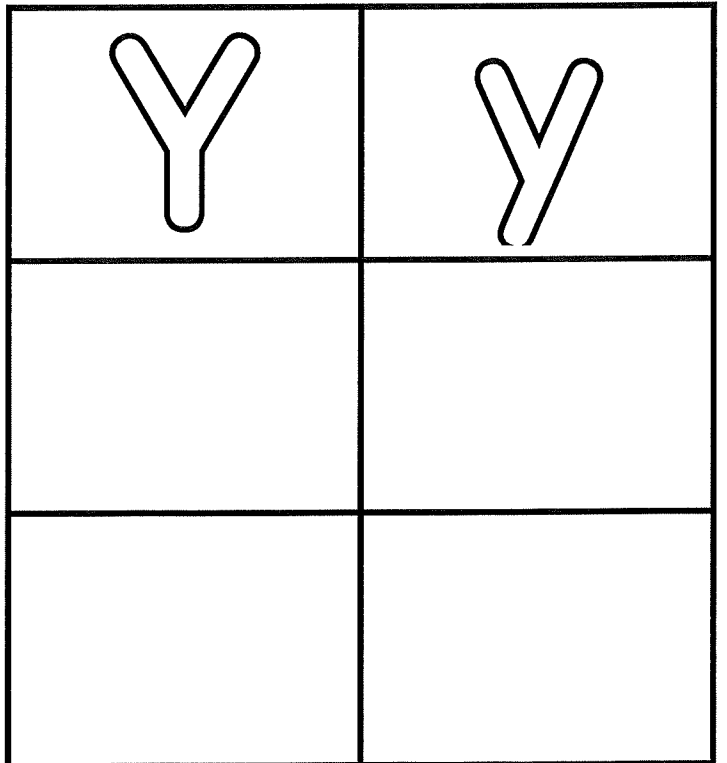

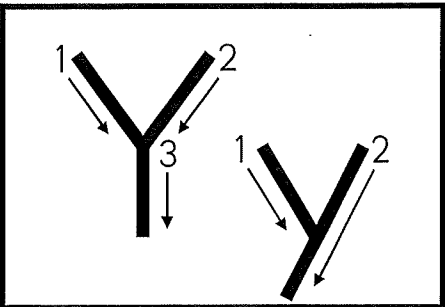
**DIRECTIONS:** Trace the letter with your finger and say its name. Say the letter sound and make the motion. Trace and write the letter. Color the pictures that begin with the letter.



© Natalie Lynn Kindergarten

WEEK EIGHT  
Letter Yy

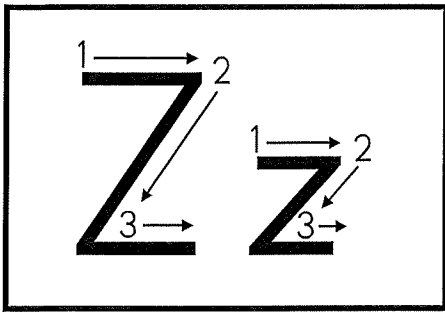
**DIRECTIONS:** Trace the letter with your finger and say its name. Say the letter sound and make the motion. Trace and write the letter. Color the pictures that begin with the letter.




© Natalie Lynn Kindergarten

**WEEK EIGHT**  
Letter Uu

**DIRECTIONS:** Trace the letter with your finger and say its name. Say the letter sound and make the motion. Trace and write the letter. Color the pictures that begin with the letter.




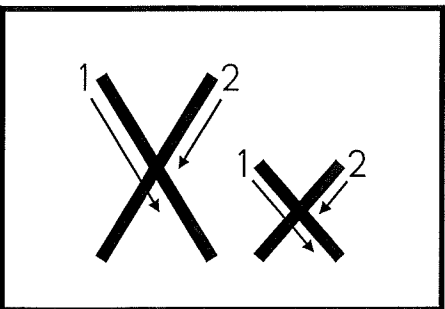
Z	z




© Natalie Lynn Kindergarten

**WEEK EIGHT**  
Letter Xx

**DIRECTIONS:** Trace the letter with your finger and say its name. Say the letter sound and make the motion. Trace and write the letter. Color the pictures that begin with the letter.







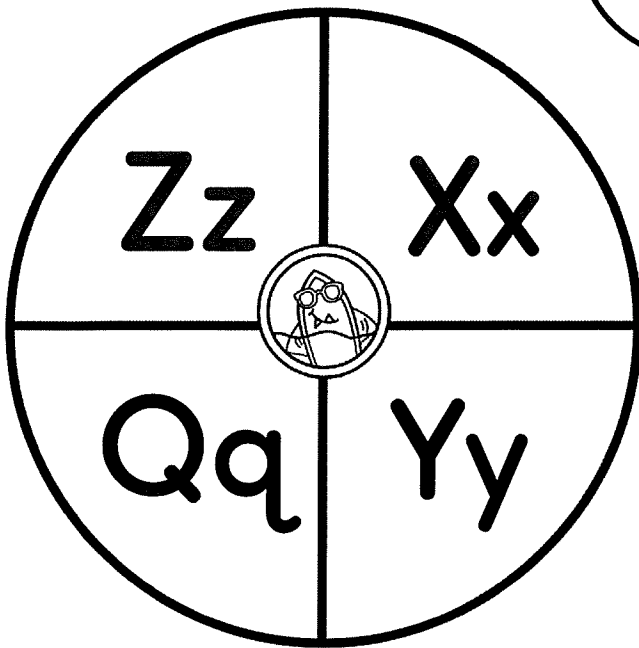







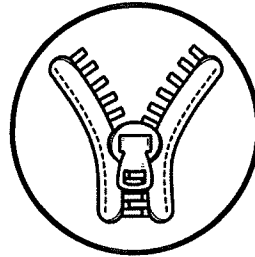



X	x



© Natalie Lynn Kindergarten

WEEK EIGHT  
Letter Review











**DIRECTIONS:** Use a paperclip and pencil to create a spinner. Your child will spin a letter and then find a matching letter or picture that begins with that letter to color.



Name \_\_\_\_\_

# Help the Hippopotamus count to 10

Count to 10. Trace all the numbers.





Name \_\_\_\_\_

# Number Maze

Can you help this hippopotamus find her ice cream ?

Draw a path from the hippopotamus to the ice cream by counting from 1-10.

		1	2	9
		10	3	8
9	6	5	4	1
1	7	2	7	6
5	8	9		
3	4	10		


Name \_\_\_\_\_



# Numbers to 10


Cut and paste the missing numbers.

1		3		
6		8		10




Name \_\_\_\_\_


# Numbers to 10




Trace the numbers from 1-10 in each set. Fill in the missing numbers.



1		3		5
6	7		9	10



	2		4	
6		8		10




1				5
	7		9	

Name \_\_\_\_\_

# What comes after ?

Write the number that come after.



Two beach drink containers. The first has the number 3, and the second has a dotted number 4.

Two beach drink containers. The first has the number 6, and the second is empty.

Two beach drink containers. The first has the number 1, and the second is empty.

Two beach drink containers. The first has the number 5, and the second is empty.







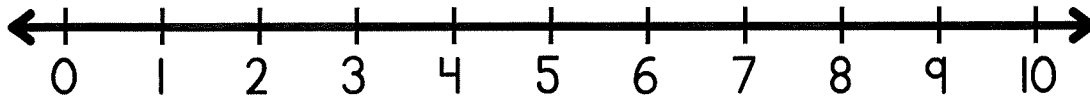
Two beach drink containers. The first has the number 8, and the second is empty.

Two beach drink containers. The first has the number 9, and the second is empty.

Name \_\_\_\_\_

# What comes before ?

Write the numbers that come before.








Name \_\_\_\_\_


# Before and After

Write the numbers that come before and after.

---



























Name \_\_\_\_\_



# What come between ?

Write the numbers that come in between.



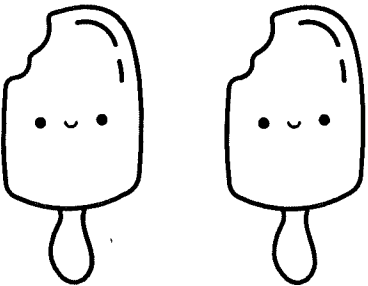



					
					
					
					

Name \_\_\_\_\_



# Count the Ice Creams

Count the ice creams  
and circle the correct number.

 1      3      2	 3      2      1
 3      4      2	 5      4      3
 5      4      6	 3      6      2

Name \_\_\_\_\_






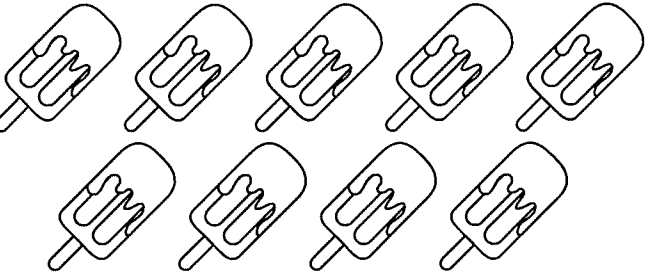


# Count the Ice Creams



Count how many pictures are in each box.

Color the correct number.






 <p>(2) (5) (4)</p>	 <p>(5) (6) (7)</p>
 <p>(8) (9) (5)</p>	 <p>(4) (6) (5)</p>
 <p>(8) (9) (10)</p>	 <p>(9) (10) (8)</p>

Name \_\_\_\_\_

# Count and Write

Count the beach items and write the number in the box.




Name \_\_\_\_\_


# Count and Write

Count the beach items and write the number in the box.




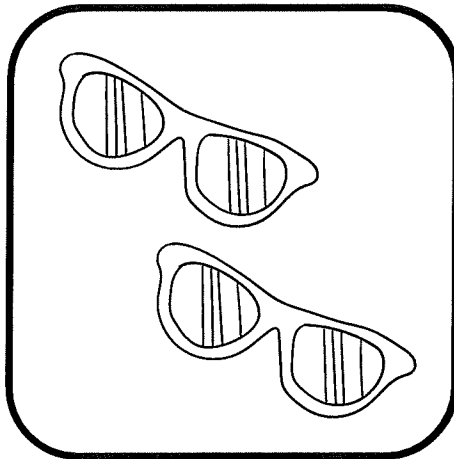

Four pairs of flip-flops arranged in a row.	
Six pairs of sunglasses arranged in two rows of three.	
Eight buckets with shovels arranged in two rows. The top row has four buckets and the bottom row has four buckets.	
Seven tubes of sunscreen arranged in a single row.	
Ten duck-shaped inflatable rings arranged in two rows of five.	

Name \_\_\_\_\_



# Match the Numbers

Draw a line to match each number to the correct group of object.



2




4

3


5

1

6


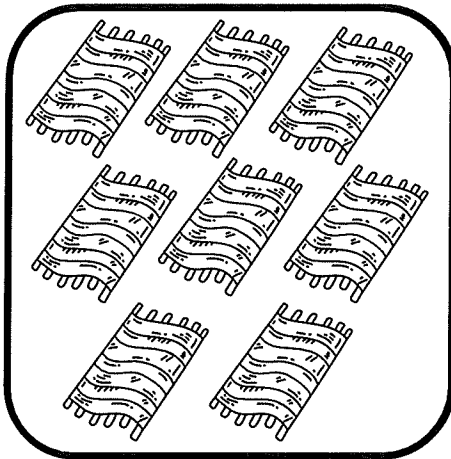



Name \_\_\_\_\_



# Match the Numbers

Draw a line to match each number to the correct group of object.



5

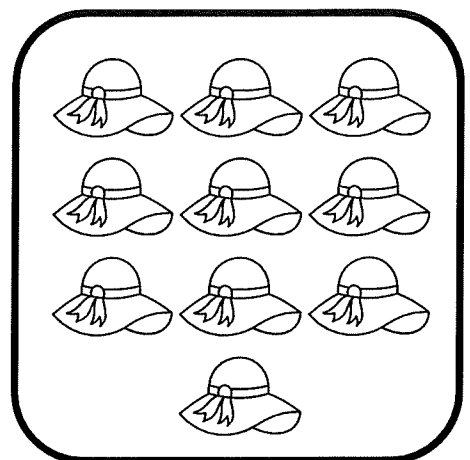


7

9

10

6


8







Name \_\_\_\_\_

# Count and Graph

Count and graph them below.



1                      2                      3                      4                      5                      6


						
						
						
						

Name \_\_\_\_\_

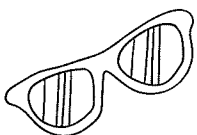



# I SPY Summer


How many of each can you find ?




How many ?



Name \_\_\_\_\_



# Color by Number



yellow

orange


red

pink

purple

brown


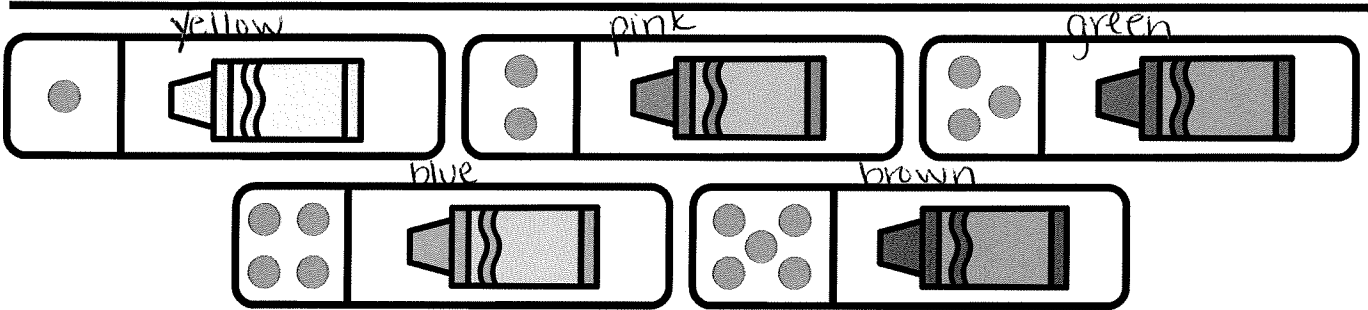
green



Name \_\_\_\_\_

# Color by dots






Count the dots and use the color code to color the picture



Name \_\_\_\_\_

# MORE or LESS ?


Color the group that has more.







Name \_\_\_\_\_

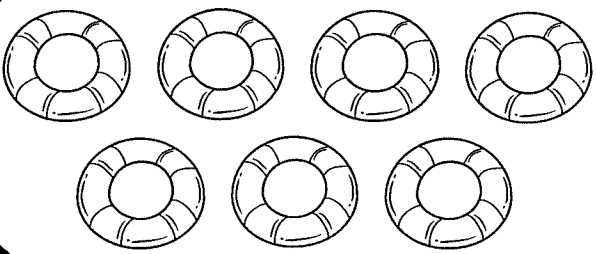
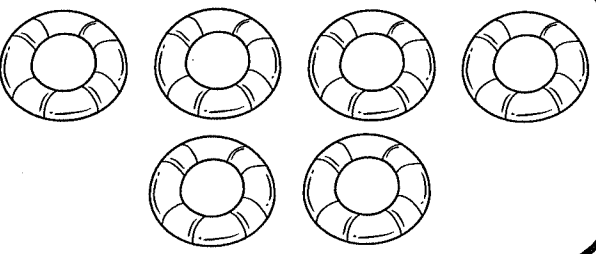
# MORE or LESS ?

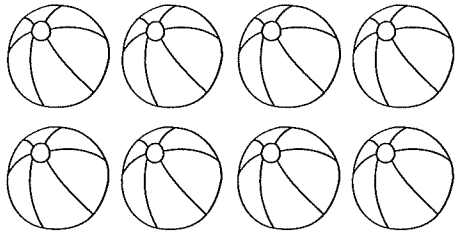
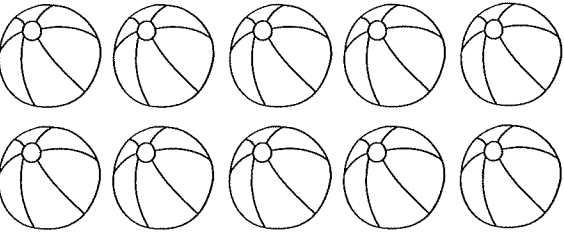
Color the group that has less.



	
---	--

	
--	---

	
---	--



	
---	--



Name \_\_\_\_\_



# Ice Cream Addition





Add the ice cream together and write the number in the box.

 +  =


 +  =

 +  =

 +  =

Name \_\_\_\_\_

# Summer Addition



Add the pictures together and write the number in the box.

5 palm trees + 2 palm trees = [ ]

3 surfboards + 4 surfboards = [ ]

5 hats + 4 hats = [ ]


7 life preservers + 2 life preservers = [ ]




Name \_\_\_\_\_

# Picture Addition Fun


Add the pictures and write the number in the box.




$$6 + 2 = \square$$




$$2 + 3 = \square$$



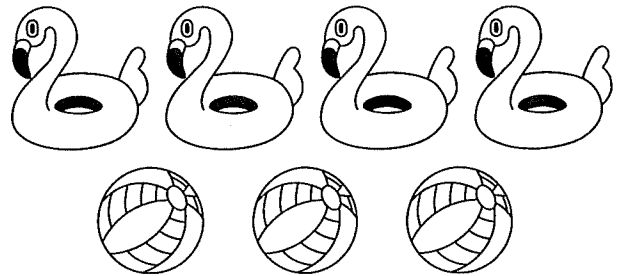
$$5 + 4 = \square$$




$$2 + 8 = \square$$



$$7 + 1 = \square$$



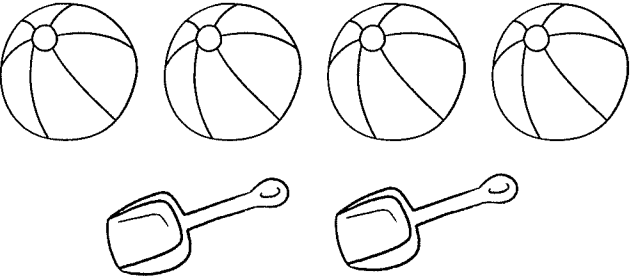
$$4 + 3 = \square$$



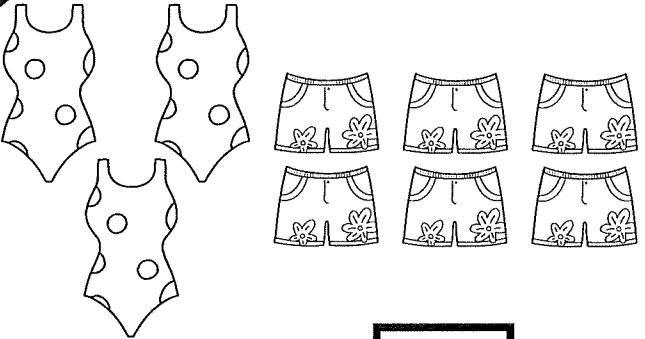
Name \_\_\_\_\_

# Picture Addition Fun

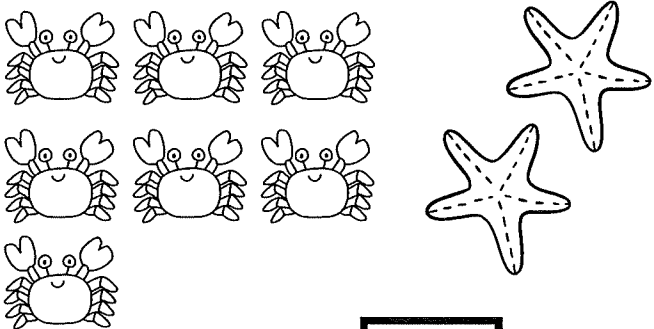
Add the pictures and write the number in the box.



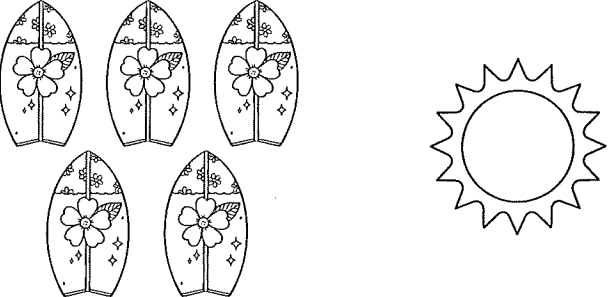
$4 + 2 = \square$




$3 + 6 = \square$



$7 + 2 = \square$



$5 + 1 = \square$



$8 + 2 = \square$