

Frindle Chapter Summary Directions

1. **Student name must be written on the front page of the packet**
2. **The Name of each chapter is at the top of each first chapter page in the book.**
3. **Characters Involved: Any characters that speak during the chapter.**
4. **Summary: 3-4 Sentences that give a brief summary of what happened in the Chapter**
5. **Vocabulary Words: Provide what you think would be a brief definition of the word based on how the word is used contextually on the referenced page.**
6. **Personal Connection: This is a rather open-ended field to complete. Maybe you found this chapter funny, or sad; maybe you had an experience that was similar to this; maybe you can understand the emotions of the character. It is simply a way to go the process of making a “text-to-self connection” and I don’t have any connections is not an acceptable response.**

Blank
Page

Chapter Summary

Name: _____

Chapter #:

1

Name of the Chapter:

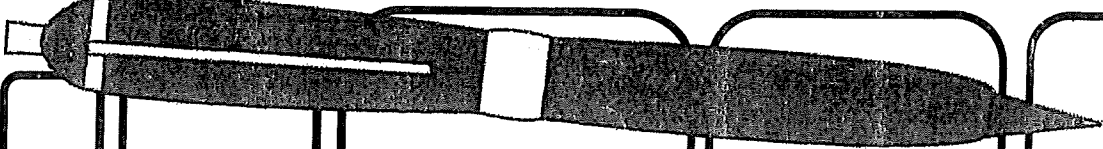
Characters involved:

Summary:

Vocabulary words: (include a short definition)

1. troublemaker (pg. 1):
2. thermostat (pg. 2):
3. high-pitched (pg. 3):
4. pounced (pg. 4):

Personal Connection:



Chapter Summary

Name: _____

Chapter #:

2

Name of the Chapter:

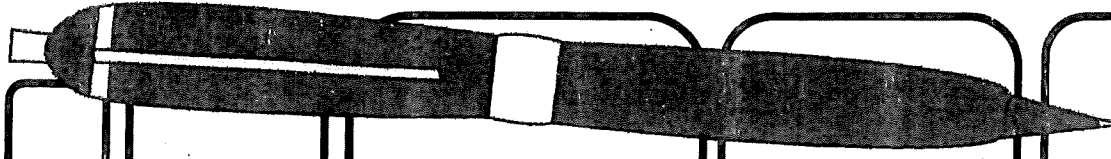
Characters involved:

Summary:

Vocabulary words: (include a short definition)

1. monopoly (pg. 6):
2. X-ray vision (pg. 7):
3. vocabulary (pg. 8):
4. frantically (pg. 12):

Personal Connection:



Chapter Summary

Name: _____

Chapter #: 3

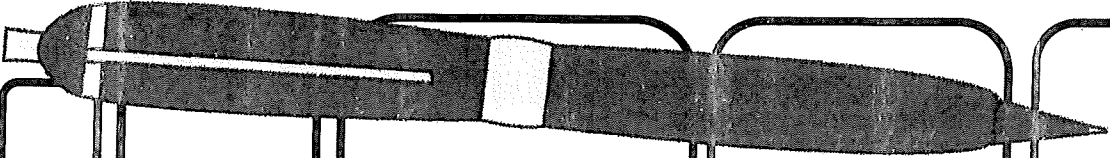
Name of the Chapter:

Characters involved:

Summary:

- Vocabulary words: (include a short definition)
1. procedures (pg. 13):
 2. sidetrack (pg. 14)
 3. delay (pg. 14):
 4. assignment (pg. 16):

Personal Connection:



Chapter Summary

Name: _____

Chapter #:

4

Name of the Chapter:

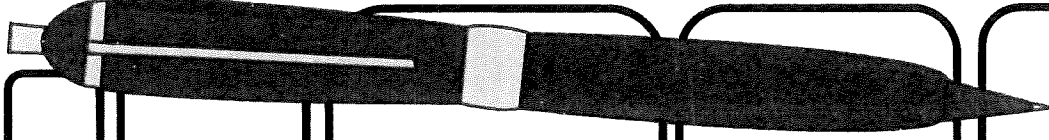
Characters involved:

Summary:

Vocabulary words: (include a short definition)

1. bothered (pg. 19):
2. report (pg. 19):
3. complex (pg. 20):
4. profound (pg. 20):

Personal Connection:



Chapter Summary

Name: _____

Chapter #: 5

Name of the Chapter:

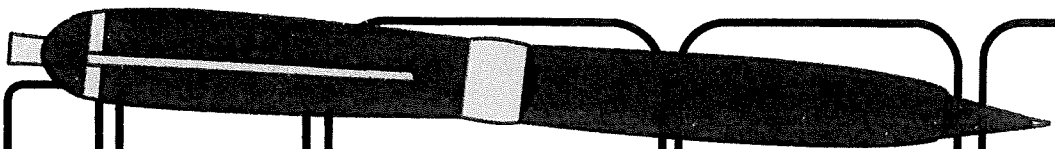
Characters involved:

Summary:

Vocabulary words: (include a short definition)

1. fluorescent (pg. 22):
2. crumpled (pg. 23):
3. concentration (pg. 24):
4. unstoppable (pg. 32):

Personal Connection:



Chapter Summary

Name: _____

Chapter #:

6

Name of the Chapter:

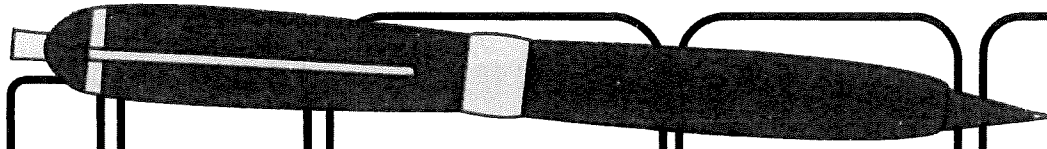
Characters involved:

Summary:

Vocabulary words: (include a short definition)

1. ballpoint (pg. 33):
2. concrete (pg. 33):
3. cassette (pg. 34):
4. absorbed (pg. 35):

Personal Connection:



Chapter Summary

Name: _____

Chapter #: 7

Name of the Chapter:

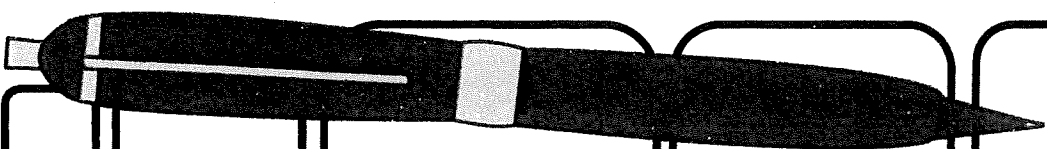
Characters involved:

Summary:

Vocabulary words: (include a short definition)

1. historical (pg. 39):
2. emphasized (pg. 40):
3. bravery (pg. 41):
4. discuss (pg. 41):

Personal Connection:



Chapter Summary

Name: _____

Chapter #:

8

Name of the Chapter:

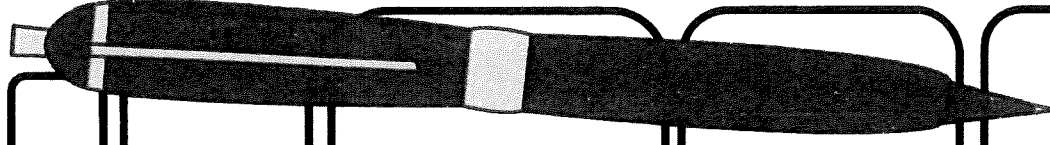
Characters involved:

Summary:

Vocabulary words: (include a short definition)

1. auditorium (pg. 42):
2. announcement (pg. 43):
3. disruption (pg. 44):
4. superintendent (pg. 48):

Personal Connection:



Chapter Summary

Name: _____

Chapter #:

9

Name of the Chapter:

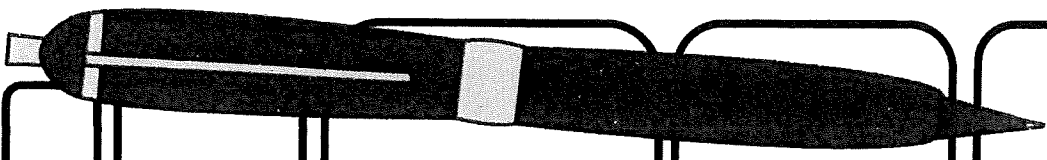
Characters involved:

Summary:

Vocabulary words: (include a short definition)

- 1. linebacker (pg. 49):
- 2. forbidding (pg. 51):
- 3. authority (pg. 52):
- 4. overreaction (pg. 53):

Personal Connection:



Chapter Summary

Name: _____

Chapter #:

10

Name of the Chapter:

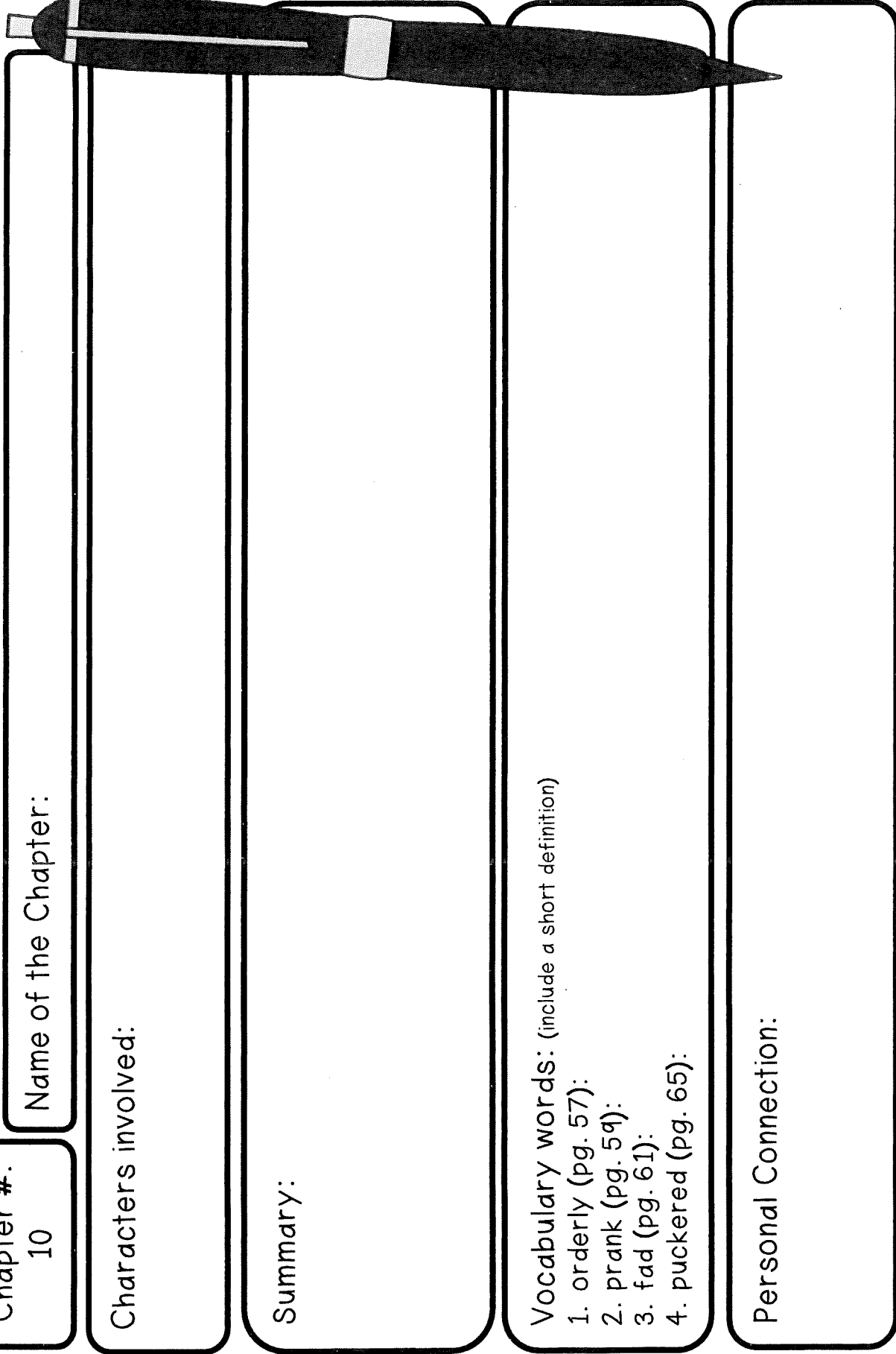
Characters involved:

Summary:

Vocabulary words: (include a short definition)

1. orderly (pg. 57):
2. prank (pg. 59):
3. fad (pg. 61):
4. puckered (pg. 65):

Personal Connection:



Chapter Summary

Name: _____

Chapter #: 11

Name of the Chapter:

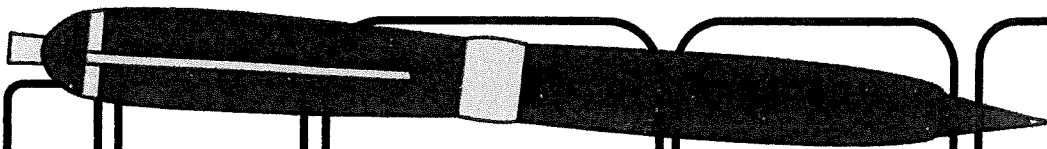
Characters involved:

Summary:

Vocabulary words: (include a short definition)

1. headline (pg. 67)
2. masterminded (pg. 68):
3. invented (pg. 68):
4. reporter (pg. 68):

Personal Connection:



Chapter Summary

Name: _____

Chapter #: 12

Name of the Chapter:


Characters involved:

Summary:

Vocabulary words: (include a short definition)

1. clever (pg. 70):
2. investment (pg. 71):
3. national (pg. 74):
4. controversial (pg. 76):

Personal Connection:



Chapter Summary

Name: _____


Chapter #: **13**

Name of the Chapter:

Characters involved:

Summary:

Personal Connection:



Chapter Summary

Name: _____

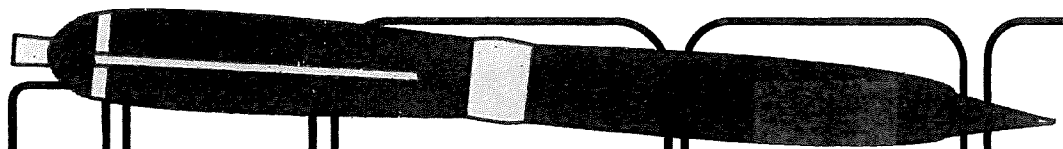
Chapter #: 14

Name of the Chapter:

Characters involved:

Summary:

Personal Connection:



Chapter Summary

Name: _____

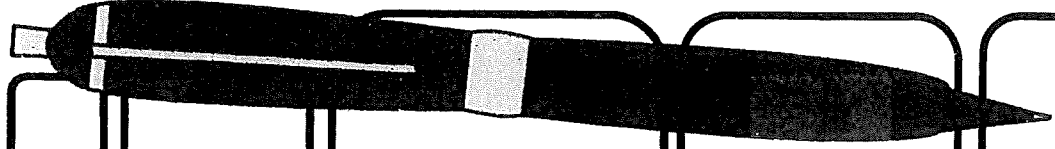
Chapter #: **15**

Name of the Chapter:

Characters involved:


Summary:

Personal Connection:



Blank page

Summer Math - 3 digit Addition WEEK I



See how many questions you can answer correctly in 5 minutes. Use a timer to help keep time.

Write the number you completed correctly in the sun.

$$\begin{array}{r} 134 \\ + 5 \\ \hline \end{array}$$

$$\begin{array}{r} 220 \\ + 6 \\ \hline \end{array}$$

$$\begin{array}{r} 341 \\ + 9 \\ \hline \end{array}$$

$$\begin{array}{r} 432 \\ + 8 \\ \hline \end{array}$$

$$\begin{array}{r} 853 \\ + 42 \\ \hline \end{array}$$

$$\begin{array}{r} 512 \\ + 65 \\ \hline \end{array}$$

$$\begin{array}{r} 751 \\ + 84 \\ \hline \end{array}$$

$$\begin{array}{r} 620 \\ + 35 \\ \hline \end{array}$$

$$\begin{array}{r} 948 \\ + 13 \\ \hline \end{array}$$

$$\begin{array}{r} 806 \\ + 57 \\ \hline \end{array}$$

$$\begin{array}{r} 665 \\ + 98 \\ \hline \end{array}$$

$$\begin{array}{r} 719 \\ + 97 \\ \hline \end{array}$$

$$\begin{array}{r} 689 \\ + 200 \\ \hline \end{array}$$

$$\begin{array}{r} 897 \\ + 502 \\ \hline \end{array}$$


$$\begin{array}{r} 976 \\ + 408 \\ \hline \end{array}$$

$$\begin{array}{r} 705 \\ + 699 \\ \hline \end{array}$$

Summer Math - Multiplication Facts

WEEK 2

See how many questions you can answer correctly in 5 minutes. Use a timer to help keep time.



Write the number you completed correctly in the sun.


$___ \times 3 = 6$ $3 \times ___ = 15$ $4 \times 2 = ___$ $___ \times 4 = 20$

$6 \times ___ = 18$ $7 \times 4 = ___$ $___ \times 5 = 40$ $9 \times ___ = 27$

$5 \times 7 = ___$ $___ \times 8 = 56$ $6 \times ___ = 54$ $8 \times 6 = ___$

Summer Math - Division Facts

WEEK 3



See how many questions you can answer correctly in 5 minutes. Use a timer to help keep time.

Write the number you completed correctly in the sun.

$$12 \div 4 = \underline{\quad} \quad 10 \div 2 = \underline{\quad} \quad 9 \div 3 = \underline{\quad} \quad 15 \div 5 = \underline{\quad}$$

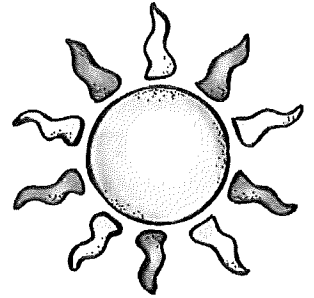
$$8 \div \underline{\quad} = 4 \quad 16 \div \underline{\quad} = 4 \quad 18 \div \underline{\quad} = 3 \quad 20 \div \underline{\quad} = 4$$

$$\underline{\quad} \div 7 = 5 \quad \underline{\quad} \div 6 = 5 \quad \underline{\quad} \div 4 = 8 \quad \underline{\quad} \div 3 = 7$$

$$56 \div 8 = \underline{\quad} \quad 48 \div \underline{\quad} = 8 \quad \underline{\quad} \div 7 = 6 \quad 45 \div \underline{\quad} = 9$$

Summer Math - 3 Digit Subtraction

WEEK 4



See how many questions you can answer correctly in 5 minutes. Use a timer to help keep time.

Write the number you completed correctly in the sun.

$$\begin{array}{r} 575 \\ - 70 \\ \hline \end{array}$$

$$\begin{array}{r} 867 \\ - 42 \\ \hline \end{array}$$

$$\begin{array}{r} 689 \\ - 413 \\ \hline \end{array}$$

$$\begin{array}{r} 756 \\ - 125 \\ \hline \end{array}$$

$$\begin{array}{r} 934 \\ - 80 \\ \hline \end{array}$$

$$\begin{array}{r} 725 \\ - 19 \\ \hline \end{array}$$

$$\begin{array}{r} 516 \\ - 452 \\ \hline \end{array}$$


$$\begin{array}{r} 807 \\ - 159 \\ \hline \end{array}$$

Summer Math - Shapes

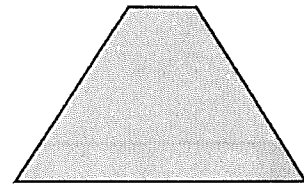


WEEK 5

See how many questions you can answer correctly in 5 minutes. Use a timer to help keep time.

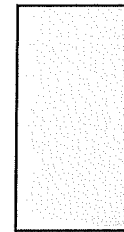
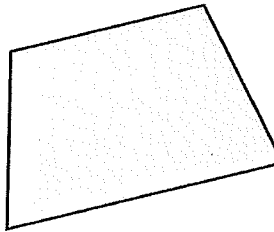

Write the number you completed correctly in the sun.



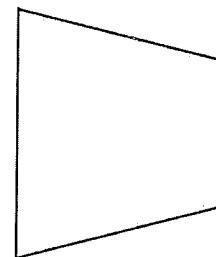

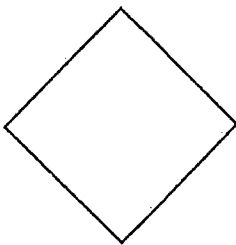
Please circle all the trapezoids below.



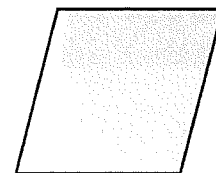
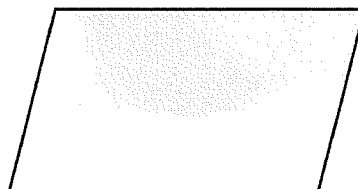

Please circle all the rectangles below.



Please circle all the parallelograms below.




Please circle all the rhombuses below.



Summer Math - Fractions

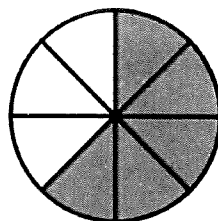

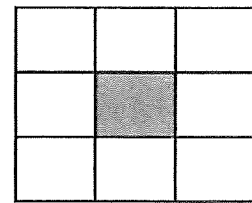
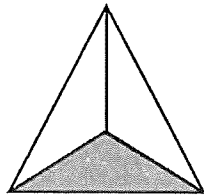
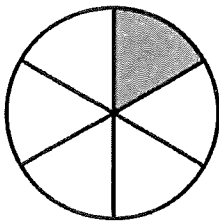
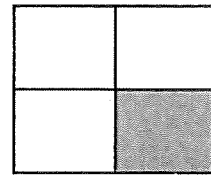


WEEK 6



See how many questions you can answer correctly in 5 minutes. Use a timer to help keep time.

Write the number you completed correctly in the sun.


What fraction of the shape is shaded? Please write the fraction above the shape.



Summer Math - Multiplication & Division Sentences

WEEK 7

See how many questions you can answer correctly in 5 minutes. Use a timer to help keep time.



Write the number you completed correctly in the sun.

$$\underline{\quad} \times 2 = 4$$

$$4 \div 2 = 2$$

$$3 \times \underline{\quad} = 9$$

$$9 \div 3 = 3$$

$$5 \times 3 = \underline{\quad}$$

$$15 \div 5 = 3$$

$$4 \times 3 = 12$$

$$\underline{\quad} \div 4 = 3$$

$$6 \times 4 = 24$$

$$24 \div \underline{\quad} = 4$$

$$7 \times 6 = 42$$

$$42 \div 7 = \underline{\quad}$$

$$\underline{\quad} \times 6 = 48$$

$$48 \div \underline{\quad} = 6$$

$$9 \times \underline{\quad} = 63$$

$$63 \div 9 = \underline{\quad}$$

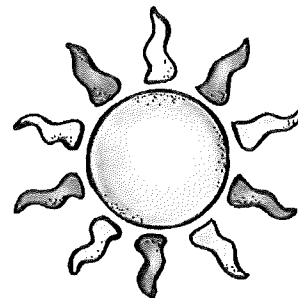
$$8 \times 9 = \underline{\quad}$$

$$\underline{\quad} \div 8 = 9$$

Summer Math - Multiplication Sentences

WEEK 8

See how many questions you can answer correctly in 5 minutes. Use a timer to help keep time.



Write the number you completed correctly in the sun.

Circle the 2 numbers that will complete the multiplication sentence.

2 3 4 5
_____ x _____ = 12

5 7 9 11
_____ x _____ = 55

2 3 5 8
_____ x _____ = 15

3 5 7 9
_____ x _____ = 63

3 4 6 9
_____ x _____ = 24

7 8 9 10
_____ x _____ = 72

5 6 7 8
_____ x _____ = 40


5 8 9 11
_____ x _____ = 88

Summer Math - In and Out Tables

WEEK 9

See how many questions you can answer correctly in 5 minutes. Use a timer to help keep time.

Write the number you completed correctly in the sun.



Please complete the multiplication or division tables below

Rule: Multiply by 2

In	Out
1	2
2	___
3	6
4	___

Rule: Multiply by 4

In	Out
0	___
2	8
4	16
6	___

Rule: Divide by 3

In	Out
3	1
6	___
9	___
12	4

Rule: Divide by 5

In	Out
10	2
20	4
30	___
40	___

Blank
Page

* * * * *

U.S. Common Core Aligned

5TH GRADE MATH REVIEW

THE ULTIMATE PRACTICE PACKET

45+ Questions

Worked Examples

Answer Key

Teacher Guide

Order of Operations | Decimals | Expressions
Fractions (Add/Sub/Mult/Div) | Volume
Coordinate Plane | Geometry | Word Problems

* * * * *

Name: _____ Date: _____

Teacher: _____ Score: _____ / 100

SECTION 1

ORDER OF OPERATIONS

CCSS: 5.OA.A.1, 5.OA.A.2, 5.OA.B.3

KEY CONCEPTS

ORDER OF OPERATIONS (PEMDAS):

P = Parentheses first E = Exponents

M/D = Multiply & Divide (left to right)

A/S = Add & Subtract (left to right)

WRITING EXPRESSIONS: Translate words to math.

"Add 8 and 7, then multiply by 2" = $2 \times (8 + 7)$

PATTERNS: Generate 2 patterns, find relationships.

EXAMPLE: Order of Operations

Evaluate: $3 \times (12 - 4) + 6 / 2$

Step 1: Parentheses: $12 - 4 = 8$

Step 2: Multiply: $3 \times 8 = 24$

Step 3: Divide: $6 / 2 = 3$

ANSWER: $3 \times (12 - 4) + 6 / 2 = 27$

PRACTICE PROBLEMS

1 Evaluate: $5 + 3 \times (10 - 6)$

2 Evaluate: $(8 + 12) / 4 + 7 \times 2$

3 Evaluate: $48 / (2 \times 4) + 9$

4 Write an expression for: "Subtract 3 from 15, then multiply by 4."
Evaluate it.

5Evaluate: $6 \times 6 - (10 + 5) + 3$

6Insert parentheses to make this true: $4 + 5 \times 2 = 18$

7

Rule A: Start at 0, add 3. Rule B: Start at 0, add 9. Write the first 6 terms of each pattern. How is each term in B related to the corresponding term in A?

FUN FACT: "Please Excuse My Dear Aunt Sally" = Parentheses, Exponents, Multiply, Divide...

SECTION 2

DECIMALS & PLACE VALUE

CCSS: 5.NBT.A.1, 5.NBT.A.3, 5.NBT.A.4, 5.NBT.B.5, 5.NBT.B.7

KEY CONCEPTS

DECIMAL PLACE VALUES: ones . tenths hundredths thousandths

In 4.825: 4=ones, 8=tenths, 2=hundredths, 5=thousandths

Each place is 10x the place to its right, 1/10 of the left.

ROUNDING: Look right of target digit. 5+ = round up.

ADD/SUBTRACT: Line up decimal points!

MULTIPLY: Count total decimal places in both factors.

DIVIDE: Move decimals to make divisor a whole number.

EXAMPLE: Multiplying Decimals: 2.4×0.3

Step 1: Ignore decimals: $24 \times 3 = 72$

Step 2: Count decimal places: 2.4 has 1, 0.3 has 1 = 2 total

Step 3: Place decimal 2 places from right

ANSWER: $2.4 \times 0.3 = 0.72$

PRACTICE PROBLEMS

8 In 6.347, what is the value of the digit 4? How does it compare to the 3?

9 Round 14.758 to the nearest tenth. Then to the nearest hundredth.

10 Solve: $23.65 + 8.7 = ?$ Show your work.

11 Solve: $50.03 - 12.478 = ?$ Show your work.

12 Solve: $5.2 \times 0.04 = ?$ Show your work.

13 Solve: $9.6 / 0.4 = ?$ Show your work.

14

Solve: $3.75 \times 2.4 = ?$ Show your work.

.....
.....
.....
.....

15

Solve: $15.6 \div 1.2 = ?$ Show your work.

.....
.....
.....
.....

16

A store sells juice for \$1.85 per bottle. Marcus buys 4 bottles and pays with a \$10 bill. How much change does he get? Show your work.

.....
.....
.....
.....

FUN FACT: Money uses decimals every day! $\$14.76 = 14$ dollars, 7 dimes, and 6 pennies.

SECTION 3 FRACTIONS: ADD & SUBTRACT

CCSS: 5.NF.A.1, 5.NF.A.2

KEY CONCEPTS

UNLIKE DENOMINATORS: You **MUST** find a common denominator first!

Step 1: Find the LCD (Least Common Denominator)

Step 2: Rewrite each fraction with the LCD

Step 3: Add or subtract the numerators

Step 4: Simplify if possible

ESTIMATION: Before solving, check - is the answer close to 1? 2?

MIXED NUMBERS: You may need to borrow from the whole number.

EXAMPLE: Subtracting Unlike Fractions: $5/6 - 1/4$

Step 1: LCD of 6 and 4 = 12

Step 2: $5/6 = 10/12$ and $1/4 = 3/12$

Step 3: $10/12 - 3/12$

ANSWER: $5/6 - 1/4 = 7/12$

PRACTICE PROBLEMS

17 Solve: $2/3 + 1/4 = ?$ Show work.

18 Solve: $5/6 - 2/9 = ?$ Show work.

19 Solve: $\frac{3}{4} + \frac{5}{8} = ?$ Show work.

20 Solve: $\frac{7}{10} - \frac{1}{3} = ?$ Show work.

21 Solve: $4 \frac{1}{2} - 2 \frac{2}{3} = ?$ Show work.

22 Solve: $3 \frac{1}{6} + 2 \frac{3}{4} = ?$ Show work.

23 Sam jogged $\frac{3}{4}$ mile in the morning and $\frac{5}{8}$ mile in the afternoon. How far did he jog total? ESTIMATE first, then solve exactly.

FUN FACT: Ancient Egyptians only used UNIT fractions ($\frac{1}{2}$, $\frac{1}{3}$, $\frac{1}{7}$). They wrote $\frac{2}{5}$ as...

SECTION 4 FRACTIONS: MULTIPLY & DIVIDE

CCSS: 5.NF.B.3, 5.NF.B.4, 5.NF.B.5, 5.NF.B.6, 5.NF.B.7

KEY CONCEPTS

MULTIPLY FRACTIONS: Multiply tops, multiply bottoms.

$$2/3 \times 4/5 = 8/15$$

KEY INSIGHT: Multiplying by a fraction < 1 makes it **SMALLER**.

Multiplying by a fraction > 1 makes it **BIGGER**.

DIVIDE BY A UNIT FRACTION: Flip and multiply!

$$4 \div (1/3) = 4 \times 3 = 12$$

$$(1/3) \div 4 = 1/(3 \times 4) = 1/12$$

EXAMPLE: Real-World Fraction Multiplication

A recipe needs $3/4$ cup sugar. You make **HALF** the recipe.

$$3/4 \times 1/2 = (3 \times 1)/(4 \times 2) = 3/8$$

ANSWER: You need $3/8$ cup of sugar.

PRACTICE PROBLEMS

24 Solve: $3/5 \times 2/7 = ?$

25 Solve: $5/6 \times 3/4 = ?$

26 Without calculating: will $8 \times \frac{3}{4}$ be greater or less than 8? Why? Then solve.

.....
.....

27 Without calculating: will $5 \times \frac{7}{3}$ be greater or less than 5? Why? Then solve.

.....
.....

28 Solve: $6 \div (\frac{1}{2}) = ?$ Explain with a real-world example.

.....
.....
.....

29 Solve: $(\frac{1}{4}) \div 3 = ?$ Explain what this means.

.....
.....
.....

30 A rope is $\frac{3}{4}$ meter long. It is cut into 6 equal pieces. How long is each piece? Show your work and simplify.

.....
.....

31 A rectangle has a length of $\frac{5}{8}$ foot and a width of $\frac{2}{3}$ foot. What is its area? (Area = length x width)

.....
.....

SECTION 5

MEASUREMENT & VOLUME

CCSS: 5.MD.A.1, 5.MD.C.3, 5.MD.C.4, 5.MD.C.5

KEY CONCEPTS

VOLUME = length x width x height (cubic units)

Also: Volume = area of base x height

COMPOSITE FIGURES: Split into parts, find volume of each, **ADD**.

CONVERSIONS:

1 km=1,000m 1 m=100cm 1 kg=1,000g 1 L=1,000mL

1 ft=12in 1 lb=16oz 1 gal=4qt

EXAMPLE: Volume of a Rectangular Prism

A box is 5 cm long, 3 cm wide, and 4 cm tall.

Volume = $5 \times 3 \times 4 = 60$

ANSWER: Volume = 60 cubic cm (think: 4 layers of 15 cubes!)

PRACTICE PROBLEMS

32 Volume of a box: 8 in long, 4 in wide, 6 in tall.

33 Volume of a box: 12 cm long, 5 cm wide, 3 cm tall.

34 Convert: 3.5 liters = ___ mL and
4,200 grams = ___ kg

35 Convert: 7 feet = ___ inches and
2.5 gallons = ___ quarts

36

A storage container is two rectangular prisms joined. Bottom: 10cm x 6cm x 3cm.
Top: 10cm x 4cm x 2cm. What is the TOTAL volume?

.....
.....

37

A fish tank is 24 inches long, 12 inches wide, and 15 inches tall. What is its volume? If 1 gallon = 231 cubic inches, about how many gallons does it hold?

.....
.....
.....

FUN FACT: A standard shipping container holds about 2,390 cubic feet - that's about 33 ...

SECTION 6

COORDINATES & GEOMETRY

CCSS: 5.G.A.1, 5.G.A.2, 5.G.B.3, 5.G.B.4

KEY CONCEPTS

COORDINATE PLANE: x-axis (horizontal), y-axis (vertical).

Origin = (0,0). Points written as (x, y).

Remember: "Run before you jump" = right first, then up!

SHAPE HIERARCHY:

All squares ARE rectangles (but not all rectangles are squares).

All rectangles ARE parallelograms.

Trapezoids have exactly 1 pair of parallel sides.

Rhombuses have 4 equal sides.

EXAMPLE: Plotting (3, 5) on the Coordinate Plane

Step 1: Start at the origin (0, 0)

Step 2: Move 3 units RIGHT along the x-axis

Step 3: Move 5 units UP along the y-axis

ANSWER: Place your point at (3, 5)!

PRACTICE PROBLEMS

38 Write the ordered pair: 7 units right and 2 units up from the origin.

39 Write the ordered pair: 0 units right and 9 units up from the origin.

40 A rectangle has corners at $(1,1)$, $(1,4)$, $(6,4)$, and $(6,1)$. What is the length?
The width? The AREA?

41 True or False: Every square is a rhombus. Explain.

42 True or False: Every rhombus is a square. Explain.

43 Name a quadrilateral with 4 right angles but NOT all sides equal. Is it a parallelogram?

44 True or False: Every rectangle is a parallelogram. Explain.

45 Plot and connect these points: $(1,1)$, $(1,5)$, $(3,7)$, $(5,5)$, $(5,1)$. What shape is it? How many sides? Does it have a line of symmetry?

FUN FACT: The coordinate plane was invented by Rene Descartes while watching a fly on h...

Blank

Page

Frindle Chapter Summary Directions

1. Student name must be written on the front page of the packet
2. The Name of each chapter is at the top of each first chapter page in the book.
3. Characters Involved: Any characters that speak during the chapter.
4. Summary: 3-4 Sentences that give a brief summary of what happened in the Chapter
5. Vocabulary Words: Provide what you think would be a brief definition of the word based on how the word is used contextually on the referenced page.
6. Personal Connection: This is a rather open-ended field to complete. Maybe you found this chapter funny, or sad; maybe you had an experience that was similar to this; maybe you can understand the emotions of the character. It is simply a way to go the process of making a "text-to-self connection" and I don't have any connections is not an acceptable response.

Blank
Page

Chapter Summary

Name: _____

Chapter #:

1

Name of the Chapter:

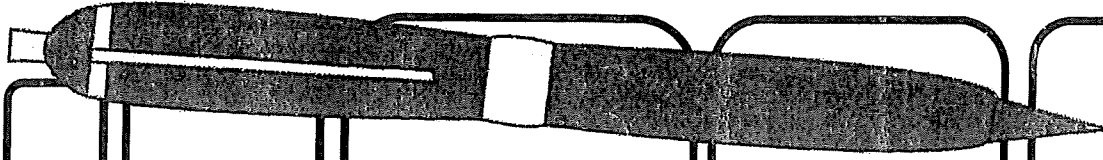
Characters involved:

Summary:

Vocabulary words: (include a short definition)

1. troublemaker (pg. 1):
2. thermostat (pg. 2):
3. high-pitched (pg. 3):
4. pounced (pg. 4):

Personal Connection:



Chapter Summary

Name: _____

Chapter #:

2

Name of the Chapter:

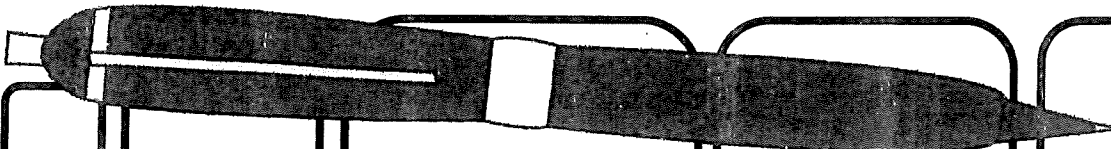
Characters involved:

Summary:

Vocabulary words: (include a short definition)

1. monopoly (pg. 6):
2. X-ray vision (pg. 7):
3. vocabulary (pg. 8):
4. frantically (pg. 12):

Personal Connection:



Chapter Summary

Name: _____

Chapter #:

3

Name of the Chapter:

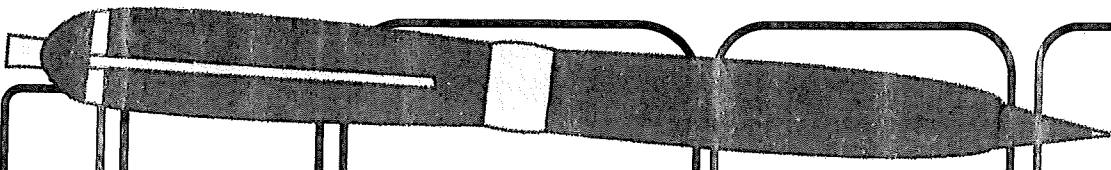
Characters involved:

Summary:

Vocabulary words: (include a short definition)

1. procedures (pg. 13):
2. sidetrack (pg. 14)
3. delay (pg. 14):
4. assignment (pg. 16):

Personal Connection:



Chapter Summary

Name: _____

Chapter #:

4

Name of the Chapter:

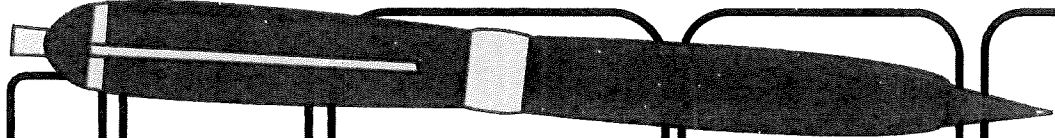
Characters involved:

Summary:

Vocabulary words: (include a short definition)

1. bothered (pg. 19):
2. report (pg. 19):
3. complex (pg. 20):
4. profound (pg. 20):

Personal Connection:



Chapter Summary

Name: _____

Chapter #: 5

Name of the Chapter:

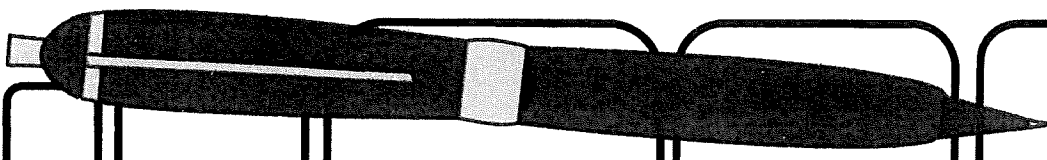
Characters involved:

Summary:

Vocabulary words: (include a short definition)

1. fluorescent (pg. 22):
2. crumpled (pg. 23):
3. concentration (pg. 24):
4. unstoppable (pg. 32):

Personal Connection:



Chapter Summary

Name: _____

Chapter #:

6

Name of the Chapter:

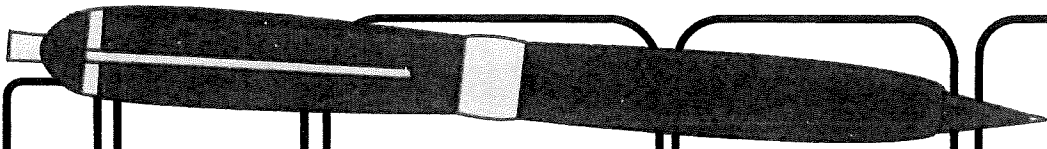
Characters involved:

Summary:

Vocabulary words: (include a short definition)

1. ballpoint (pg. 33):
2. concrete (pg. 33):
3. cassette (pg. 34):
4. absorbed (pg. 35):

Personal Connection:



Chapter Summary

Name: _____

Chapter #: 7

Name of the Chapter:

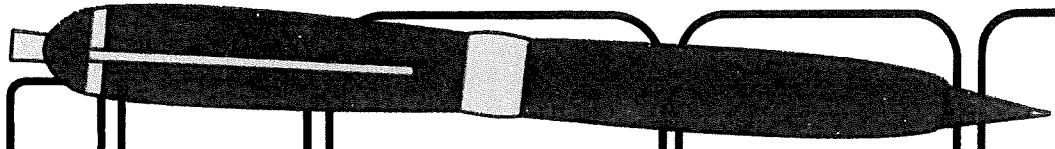
Characters involved:

Summary:

Vocabulary words: (include a short definition)

1. historical (pg. 39):
2. emphasized (pg. 40):
3. bravery (pg. 41):
4. discuss (pg. 41):

Personal Connection:



Chapter Summary

Name: _____

Chapter #:

8

Name of the Chapter:

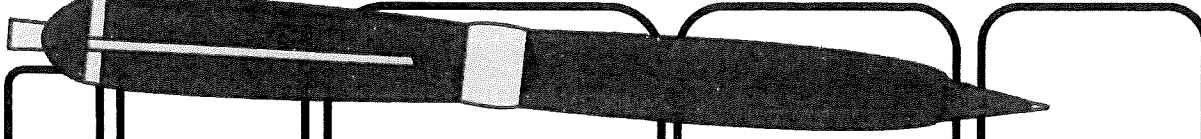
Characters involved:

Summary:

Vocabulary words: (include a short definition)

1. auditorium (pg. 42):
2. announcement (pg. 43):
3. disruption (pg. 44):
4. superintendent (pg. 48):

Personal Connection:



Chapter Summary

Name: _____

Chapter #: 9

Name of the Chapter:

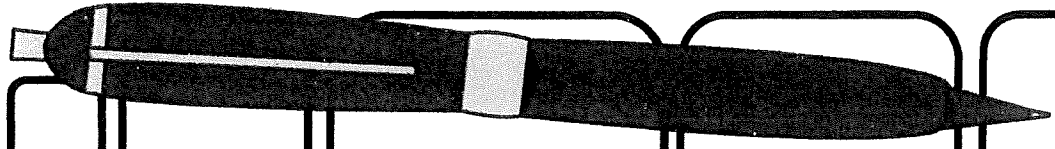
Characters involved:

Summary:

Vocabulary words: (include a short definition)

1. linebacker (pg. 49):
2. forbidding (pg. 51):
3. authority (pg. 52):
4. overreaction (pg. 53):

Personal Connection:



Chapter Summary

Name: _____

Chapter #: 10

Name of the Chapter:

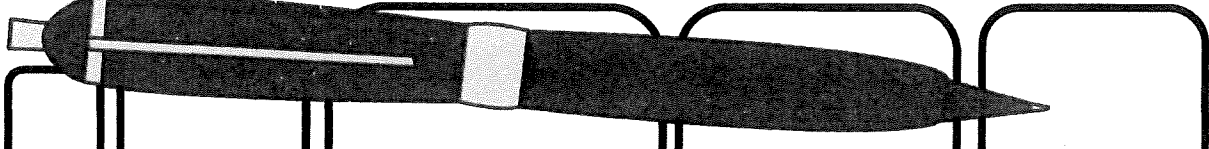
Characters involved:

Summary:

Vocabulary words: (include a short definition)

1. orderly (pg. 57):
2. prank (pg. 59):
3. fad (pg. 61):
4. puckered (pg. 65):

Personal Connection:



Chapter Summary

Name: _____

Chapter #: 11

Name of the Chapter:

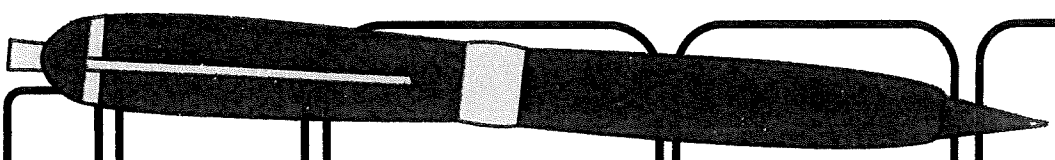
Characters involved:

Summary:

Vocabulary words: (include a short definition)

1. headline (pg. 67)
2. masterminded (pg. 68):
3. invented (pg. 68):
4. reporter (pg. 68):

Personal Connection:



Chapter Summary

Name: _____

Chapter #:

12

Name of the Chapter:

Characters involved:

Summary:

Vocabulary words: (include a short definition)

1. clever (pg. 70):
2. investment (pg. 71):
3. national (pg. 74):
4. controversial (pg. 76):

Personal Connection:

Chapter Summary

Name: _____

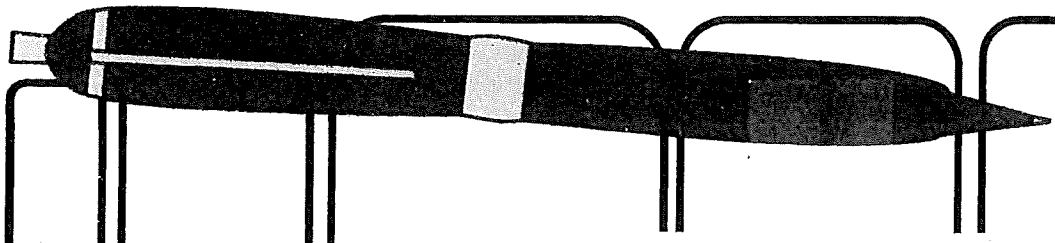
Chapter #: **13**

Name of the Chapter:

Characters involved:

Summary:

Personal Connection:



Chapter Summary

Name: _____

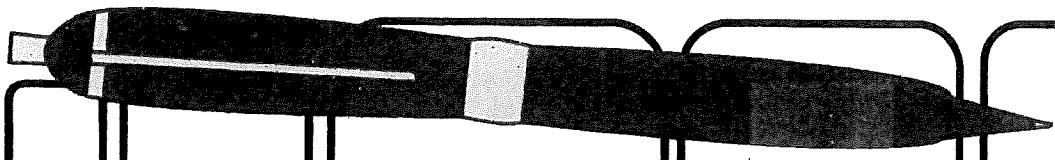
Chapter #: 14

Name of the Chapter:

Characters involved:

Summary:

Personal Connection:



Chapter Summary

Name: _____

Chapter #:

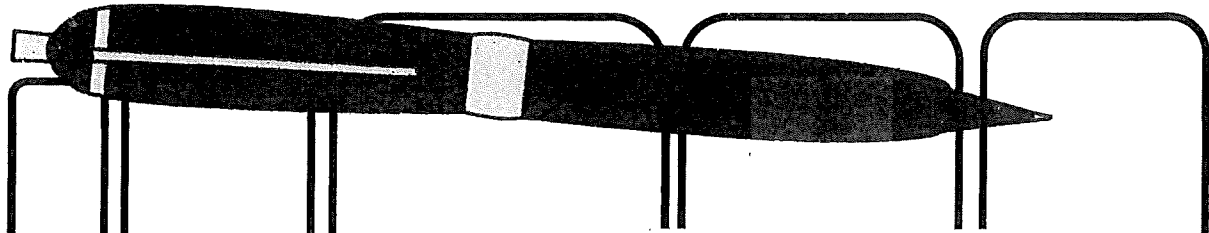
15

Name of the Chapter:

Characters involved:

Summary:

Personal Connection:



Blank

Page

* * * * *

U.S. Common Core Aligned
5TH GRADE
MATH REVIEW

THE ULTIMATE PRACTICE PACKET

45+ Questions

Worked Examples

Answer Key

Teacher Guide

Order of Operations | Decimals | Expressions
Fractions (Add/Sub/Mult/Div) | Volume
Coordinate Plane | Geometry | Word Problems

* * * * *

Name: _____ Date: _____

Teacher: _____ Score: _____ / 100

SECTION 1

ORDER OF OPERATIONS

CCSS: 5.OA.A.1, 5.OA.A.2, 5.OA.B.3

KEY CONCEPTS

ORDER OF OPERATIONS (PEMDAS):

P = Parentheses first E = Exponents

M/D = Multiply & Divide (left to right)

A/S = Add & Subtract (left to right)

WRITING EXPRESSIONS: Translate words to math.

"Add 8 and 7, then multiply by 2" = $2 \times (8 + 7)$

PATTERNS: Generate 2 patterns, find relationships.

EXAMPLE: Order of Operations

Evaluate: $3 \times (12 - 4) + 6 \div 2$

Step 1: Parentheses: $12 - 4 = 8$

Step 2: Multiply: $3 \times 8 = 24$

Step 3: Divide: $6 \div 2 = 3$

ANSWER: $3 \times (12 - 4) + 6 \div 2 = 27$

PRACTICE PROBLEMS

1 Evaluate: $5 + 3 \times (10 - 6)$

2 Evaluate: $(8 + 12) \div 4 + 7 \times 2$

3 Evaluate: $48 \div (2 \times 4) + 9$

4 Write an expression for: "Subtract 3 from 15, then multiply by 4."
Evaluate it.

5Evaluate: $6 \times 6 - (10 + 5) + 3$

6Insert parentheses to make this true: $4 + 5 \times 2 = 18$

7

Rule A: Start at 0, add 3. Rule B: Start at 0, add 9. Write the first 6 terms of each pattern. How is each term in B related to the corresponding term in A?

FUN FACT: "Please Excuse My Dear Aunt Sally" = Parentheses, Exponents, Multiply, Divide...

SECTION 2

DECIMALS & PLACE VALUE

CCSS: 5.NBT.A.1, 5.NBT.A.3, 5.NBT.A.4, 5.NBT.B.5, 5.NBT.B.7

KEY CONCEPTS

DECIMAL PLACE VALUES: ones . tenths hundredths thousandths

In 4.825: 4=ones, 8=tenths, 2=hundredths, 5=thousandths

Each place is 10x the place to its right, 1/10 of the left.

ROUNDING: Look right of target digit. 5+ = round up.

ADD/SUBTRACT: Line up decimal points!

MULTIPLY: Count total decimal places in both factors.

DIVIDE: Move decimals to make divisor a whole number.

EXAMPLE: Multiplying Decimals: 2.4×0.3

Step 1: Ignore decimals: $24 \times 3 = 72$

Step 2: Count decimal places: 2.4 has 1, 0.3 has 1 = 2 total

Step 3: Place decimal 2 places from right

ANSWER: $2.4 \times 0.3 = 0.72$

PRACTICE PROBLEMS

8 In 6.347, what is the value of the digit 4? How does it compare to the 3?

9 Round 14.758 to the nearest tenth. Then to the nearest hundredth.

10 Solve: $23.65 + 8.7 = ?$ Show your work.

11 Solve: $50.03 - 12.478 = ?$ Show your work.

12 Solve: $5.2 \times 0.04 = ?$ Show your work.

13 Solve: $9.6 / 0.4 = ?$ Show your work.

14

Solve: $3.75 \times 2.4 = ?$ Show your work.

.....
.....
.....
.....

15

Solve: $15.6 \div 1.2 = ?$ Show your work.

.....
.....
.....
.....

16

A store sells juice for \$1.85 per bottle. Marcus buys 4 bottles and pays with a \$10 bill. How much change does he get? Show your work.

.....
.....
.....
.....

FUN FACT: Money uses decimals every day! $\$14.76 = 14$ dollars, 7 dimes, and 6 pennies.

SECTION 3

FRACTIONS: ADD & SUBTRACT

CCSS: 5.NF.A.1, 5.NF.A.2

KEY CONCEPTS

UNLIKE DENOMINATORS: You **MUST** find a common denominator first!

Step 1: Find the LCD (Least Common Denominator)

Step 2: Rewrite each fraction with the LCD

Step 3: Add or subtract the numerators

Step 4: Simplify if possible

ESTIMATION: Before solving, check - is the answer close to 1? 2?

MIXED NUMBERS: You may need to borrow from the whole number.

EXAMPLE: Subtracting Unlike Fractions: $5/6 - 1/4$

Step 1: LCD of 6 and 4 = 12

Step 2: $5/6 = 10/12$ and $1/4 = 3/12$

Step 3: $10/12 - 3/12$

ANSWER: $5/6 - 1/4 = 7/12$

PRACTICE PROBLEMS

17

Solve: $2/3 + 1/4 = ?$ Show work.

18

Solve: $5/6 - 2/9 = ?$ Show work.

19Solve: $\frac{3}{4} + \frac{5}{8} = ?$ Show work.

20Solve: $\frac{7}{10} - \frac{1}{3} = ?$ Show work.

21Solve: $4\frac{1}{2} - 2\frac{2}{3} = ?$ Show work.

22Solve: $3\frac{1}{6} + 2\frac{3}{4} = ?$ Show work.

23Sam jogged $\frac{3}{4}$ mile in the morning and $\frac{5}{8}$ mile in the afternoon. How far did he jog total? ESTIMATE first, then solve exactly.

FUN FACT: Ancient Egyptians only used UNIT fractions ($\frac{1}{2}$, $\frac{1}{3}$, $\frac{1}{7}$). They wrote $\frac{2}{5}$ as...

SECTION 4 FRACTIONS: MULTIPLY & DIVIDE

CCSS: 5.NF.B.3, 5.NF.B.4, 5.NF.B.5, 5.NF.B.6, 5.NF.B.7

KEY CONCEPTS

MULTIPLY FRACTIONS: Multiply tops, multiply bottoms.

$$2/3 \times 4/5 = 8/15$$

KEY INSIGHT: Multiplying by a fraction < 1 makes it **SMALLER**.

Multiplying by a fraction > 1 makes it **BIGGER**.

DIVIDE BY A UNIT FRACTION: Flip and multiply!

$$4 \div (1/3) = 4 \times 3 = 12$$

$$(1/3) \div 4 = 1/(3 \times 4) = 1/12$$

EXAMPLE: Real-World Fraction Multiplication

A recipe needs $3/4$ cup sugar. You make **HALF** the recipe.

$$3/4 \times 1/2 = (3 \times 1)/(4 \times 2) = 3/8$$

ANSWER: You need $3/8$ cup of sugar.

PRACTICE PROBLEMS

24 Solve: $3/5 \times 2/7 = ?$

25 Solve: $5/6 \times 3/4 = ?$

26 Without calculating: will $8 \times \frac{3}{4}$ be greater or less than 8? Why? Then solve.

.....
.....

27 Without calculating: will $5 \times \frac{7}{3}$ be greater or less than 5? Why? Then solve.

.....
.....

28 Solve: $6 \div (\frac{1}{2}) = ?$ Explain with a real-world example.

.....
.....
.....

29 Solve: $(\frac{1}{4}) \div 3 = ?$ Explain what this means.

.....
.....
.....

30 A rope is $\frac{3}{4}$ meter long. It is cut into 6 equal pieces. How long is each piece? Show your work and simplify.

.....
.....
.....

31 A rectangle has a length of $\frac{5}{8}$ foot and a width of $\frac{2}{3}$ foot. What is its area? (Area = length x width)

.....
.....
.....

SECTION 5

MEASUREMENT & VOLUME

CCSS: 5.MD.A.1, 5.MD.C.3, 5.MD.C.4, 5.MD.C.5

KEY CONCEPTS

VOLUME = length x width x height (cubic units)

Also: Volume = area of base x height

COMPOSITE FIGURES: Split into parts, find volume of each, **ADD**.

CONVERSIONS:

1 km=1,000m 1 m=100cm 1 kg=1,000g 1 L=1,000mL

1 ft=12in 1 lb=16oz 1 gal=4qt

EXAMPLE: Volume of a Rectangular Prism

A box is 5 cm long, 3 cm wide, and 4 cm tall.

Volume = $5 \times 3 \times 4 = 60$

ANSWER: Volume = 60 cubic cm (think: 4 layers of 15 cubes!)

PRACTICE PROBLEMS

32 Volume of a box: 8 in long, 4 in wide, 6 in tall.

33 Volume of a box: 12 cm long, 5 cm wide, 3 cm tall.

34 Convert: 3.5 liters = ___ mL and
4,200 grams = ___ kg

35 Convert: 7 feet = ___ inches and
2.5 gallons = ___ quarts

36

A storage container is two rectangular prisms joined. Bottom: 10cm x 6cm x 3cm.
Top: 10cm x 4cm x 2cm. What is the TOTAL volume?

.....
.....

37

A fish tank is 24 inches long, 12 inches wide, and 15 inches tall. What is its volume? If 1 gallon = 231 cubic inches, about how many gallons does it hold?

.....
.....

FUN FACT: A standard shipping container holds about 2,390 cubic feet - that's about 33 ...

SECTION 6

COORDINATES & GEOMETRY

CCSS: 5.G.A.1, 5.G.A.2, 5.G.B.3, 5.G.B.4

KEY CONCEPTS

COORDINATE PLANE: x-axis (horizontal), y-axis (vertical).

Origin = (0,0). Points written as (x, y).

Remember: "Run before you jump" = right first, then up!

SHAPE HIERARCHY:

All squares ARE rectangles (but not all rectangles are squares).

All rectangles ARE parallelograms.

Trapezoids have exactly 1 pair of parallel sides.

Rhombuses have 4 equal sides.

EXAMPLE: Plotting (3, 5) on the Coordinate Plane

Step 1: Start at the origin (0, 0)

Step 2: Move 3 units RIGHT along the x-axis

Step 3: Move 5 units UP along the y-axis

ANSWER: Place your point at (3, 5)!

PRACTICE PROBLEMS

38 Write the ordered pair: 7 units right and 2 units up from the origin.

39 Write the ordered pair: 0 units right and 9 units up from the origin.

40 A rectangle has corners at (1,1), (1,4), (6,4), and (6,1). What is the length?
The width? The AREA?

.....
.....
.....

41 True or False: Every square is a rhombus. Explain.

.....
.....
.....

42 True or False: Every rhombus is a square. Explain.

.....
.....
.....

43 Name a quadrilateral with 4 right angles but NOT all sides equal. Is it a parallelogram?

.....
.....
.....

44 True or False: Every rectangle is a parallelogram. Explain.

.....
.....
.....

45 Plot and connect these points: (1,1), (1,5), (3,7), (5,5), (5,1). What shape is it? How many sides? Does it have a line of symmetry?


.....
.....
.....

FUN FACT: The coordinate plane was invented by Rene Descartes while watching a fly on h...

Blank
Page

Summer Math - 3 digit Addition WEEK I

See how many questions you can answer correctly in 5 minutes. Use a timer to help keep time.



Write the number you completed correctly in the sun.

$$\begin{array}{r} 134 \\ + 5 \\ \hline \end{array}$$

$$\begin{array}{r} 220 \\ + 6 \\ \hline \end{array}$$

$$\begin{array}{r} 341 \\ + 9 \\ \hline \end{array}$$

$$\begin{array}{r} 432 \\ + 8 \\ \hline \end{array}$$

$$\begin{array}{r} 853 \\ + 42 \\ \hline \end{array}$$

$$\begin{array}{r} 512 \\ + 65 \\ \hline \end{array}$$

$$\begin{array}{r} 751 \\ + 84 \\ \hline \end{array}$$

$$\begin{array}{r} 620 \\ + 35 \\ \hline \end{array}$$

$$\begin{array}{r} 948 \\ + 13 \\ \hline \end{array}$$

$$\begin{array}{r} 806 \\ + 57 \\ \hline \end{array}$$

$$\begin{array}{r} 665 \\ + 98 \\ \hline \end{array}$$

$$\begin{array}{r} 719 \\ + 97 \\ \hline \end{array}$$

$$\begin{array}{r} 689 \\ + 200 \\ \hline \end{array}$$

$$\begin{array}{r} 897 \\ + 502 \\ \hline \end{array}$$


$$\begin{array}{r} 976 \\ + 408 \\ \hline \end{array}$$

$$\begin{array}{r} 705 \\ + 699 \\ \hline \end{array}$$

Summer Math - Multiplication Facts

WEEK 2

See how many questions you can answer correctly in 5 minutes. Use a timer to help keep time.



Write the number you completed correctly in the sun.


$$\underline{\quad} \times 3 = 6 \quad 3 \times \underline{\quad} = 15 \quad 4 \times 2 = \underline{\quad} \quad \underline{\quad} \times 4 = 20$$

$$6 \times \underline{\quad} = 18 \quad 7 \times 4 = \underline{\quad} \quad \underline{\quad} \times 5 = 40 \quad 9 \times \underline{\quad} = 27$$

$$5 \times 7 = \underline{\quad} \quad \underline{\quad} \times 8 = 56 \quad 6 \times \underline{\quad} = 54 \quad 8 \times 6 = \underline{\quad}$$

Summer Math - Division Facts

WEEK 3



See how many questions you can answer correctly in 5 minutes. Use a timer to help keep time.

Write the number you completed correctly in the sun.

$$12 \div 4 = \underline{\quad} \quad 10 \div 2 = \underline{\quad} \quad 9 \div 3 = \underline{\quad} \quad 15 \div 5 = \underline{\quad}$$

$$8 \div \underline{\quad} = 4 \quad 16 \div \underline{\quad} = 4 \quad 18 \div \underline{\quad} = 3 \quad 20 \div \underline{\quad} = 4$$


$$\underline{\quad} \div 7 = 5 \quad \underline{\quad} \div 6 = 5 \quad \underline{\quad} \div 4 = 8 \quad \underline{\quad} \div 3 = 7$$

$$56 \div 8 = \underline{\quad} \quad 48 \div \underline{\quad} = 8 \quad \underline{\quad} \div 7 = 6 \quad 45 \div \underline{\quad} = 9$$

Summer Math - 3 Digit Subtraction

WEEK 4

See how many questions you can answer correctly in 5 minutes. Use a timer to help keep time.



Write the number you completed correctly in the sun.

$$\begin{array}{r} 575 \\ - 70 \\ \hline \end{array}$$

$$\begin{array}{r} 867 \\ - 42 \\ \hline \end{array}$$

$$\begin{array}{r} 689 \\ - 413 \\ \hline \end{array}$$

$$\begin{array}{r} 756 \\ - 125 \\ \hline \end{array}$$

$$\begin{array}{r} 934 \\ - 80 \\ \hline \end{array}$$


$$\begin{array}{r} 725 \\ - 19 \\ \hline \end{array}$$

$$\begin{array}{r} 516 \\ - 452 \\ \hline \end{array}$$

$$\begin{array}{r} 807 \\ - 159 \\ \hline \end{array}$$

Summer Math - Shapes

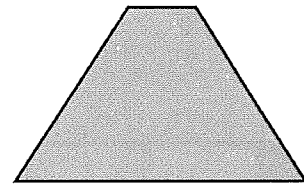


WEEK 5



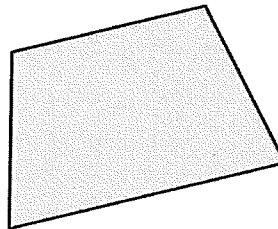

See how many questions you can answer correctly in 5 minutes. Use a timer to help keep time.

Write the number you completed correctly in the sun.

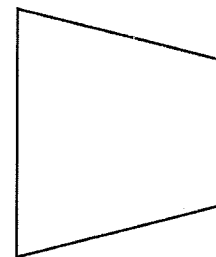


Please circle all the trapezoids below.



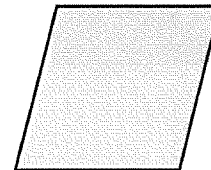


Please circle all the rectangles below.



Please circle all the parallelograms below.



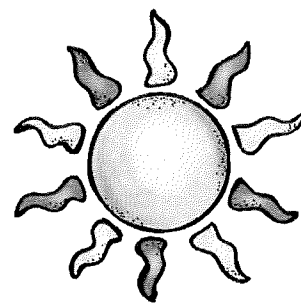
Please circle all the rhombuses below.



Summer Math - Fractions

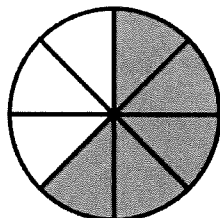
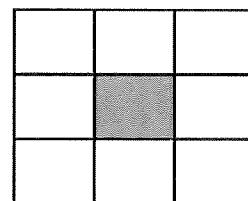
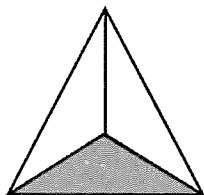
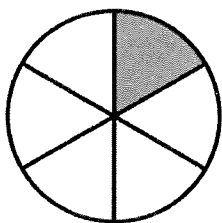



WEEK 6

See how many questions you can answer correctly in 5 minutes. Use a timer to help keep time.



Write the number you completed correctly in the sun.

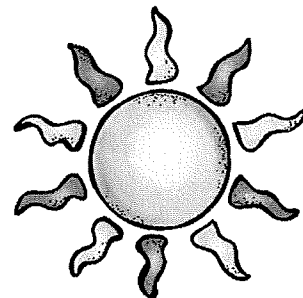
What fraction of the shape is shaded? Please write the fraction above the shape.



Summer Math - Multiplication & Division Sentences

WEEK 7

See how many questions you can answer correctly in 5 minutes. Use a timer to help keep time.



Write the number you completed correctly in the sun.

$$\underline{\quad} \times 2 = 4$$

$$4 \div 2 = 2$$

$$3 \times \underline{\quad} = 9$$

$$9 \div 3 = 3$$

$$5 \times 3 = \underline{\quad}$$

$$15 \div 5 = 3$$

$$4 \times 3 = 12$$

$$\underline{\quad} \div 4 = 3$$

$$6 \times 4 = 24$$

$$24 \div \underline{\quad} = 4$$

$$7 \times 6 = 42$$

$$42 \div 7 = \underline{\quad}$$

$$\underline{\quad} \times 6 = 48$$

$$48 \div \underline{\quad} = 6$$

$$9 \times \underline{\quad} = 63$$

$$63 \div 9 = \underline{\quad}$$


$$8 \times 9 = \underline{\quad}$$

$$\underline{\quad} \div 8 = 9$$

Summer Math - Multiplication Sentences

WEEK 8

See how many questions you can answer correctly in 5 minutes. Use a timer to help keep time.



Write the number you completed correctly in the sun.

Circle the 2 numbers that will complete the multiplication sentence.

2 3 4 5
_____ x _____ = 12

5 7 9 11
_____ x _____ = 55

2 3 5 8
_____ x _____ = 15

3 5 7 9
_____ x _____ = 63

3 4 6 9
_____ x _____ = 24

7 8 9 10
_____ x _____ = 72


5 6 7 8
_____ x _____ = 40

5 8 9 11
_____ x _____ = 88

Summer Math - In and Out Tables

WEEK 9

See how many questions you can answer correctly in 5 minutes. Use a timer to help keep time.



Write the number you completed correctly in the sun.

Please complete the multiplication or division tables below

Rule: Multiply by 2

In	Out
1	2
2	___
3	6
4	___

Rule: Multiply by 4

In	Out
0	___
2	8
4	16
6	___

Rule: Divide by 3

In	Out
3	1
6	___
9	___
12	4

Rule: Divide by 5

In	Out
10	2
20	4
30	___
40	___

Blank
Page