



# Prior Aluminium Brochure





# ALUMINIUM THE FINER CHOICE

Improvements to aesthetics and thermal performance differentiate today’s aluminium products from those of the eighties and nineties. You only have to look around to notice that slim aluminium is fast becoming the ‘product of choice’ for windows, doors and roofs.

Your choice of windows and doors will transform your home or building project and represents an important investment. Aluminium is the preferred material of astute architects looking for longevity, performance, good looks and superb life-time value for money... why would you, as a discerning homeowner, choose anything else?

Whatever the style of your home, be it traditional or modern, our Aluminium range offers distinctive styles and designs to suit.

YOUR COMPLETE  
ALUMINIUM WINDOW,  
DOOR AND GLAZED  
ROOF RANGE.



CASEMENT  
WINDOWS  
P12



RESIDENTIAL  
DOORS  
P16



BI-FOLDING  
DOORS  
P20



SLIDING  
DOORS  
P24



GLAZED  
ROOFS  
P26



## Get the **look you want**

When choosing windows, doors or lantern roofs for your home you will want to choose products which are going to look their absolute best both when installed and for many years to come.

Slim window frames are a must to maximise the amount of natural light entering your home, especially in smaller openings or where Georgian bars are fitted.

Compared to a typical PVCu window, our Aluminium window frames are up to 50% slimmer, allowing the maximum amount of natural light into your home whilst giving a finer ultra-slim appearance.



**Aluminium – designed and built to last.**

### Slimmer frames

The slimmer and stronger aluminium frames increase the ratio of glass to frame therefore letting more light into your home. Clean joints and subtle lines offer an exceptional finish for homeowners to admire.



Typical PVCu

Aluminium

Up to 50%  
**slimmer**  
than PVCu

## High strength



The superior strength of aluminium allows for larger arrangements which are only possible with timber or PVCu when using bulky profiles and couplers.

Most PVCu bi-folding doors are limited to 750mm width per pane; Aluminium Bi-folding Doors can accommodate panes up to 1200mm wide allowing fewer and wider glass panes for uninterrupted panoramic views.

For an even larger uninterrupted view, consider the Sliding Door which can accommodate up to 2500mm width per pane\*.

## Security and safety features

It will come as no surprise that our Aluminium windows and doors incorporate many security features as standard and will defend your home against the most determined intruder.

All windows and doors within our Aluminium range are independently tested by BSI for critical aspects of security. Hinges, locks, handles and glazing are all checked not just once but time and time again for consistency and quality.

In addition to security, a BSI Kitemark proves a product has been tested on an ongoing basis to make sure that standards do not slip or change over time. Our Aluminium range has been rigorously tested, proving they keep the wind and rain at bay; an important consideration for windows and doors in the UK\*\*.

The enhanced security multi-point locking systems designed, developed and tested in the UK to deliver the highest levels of performance, offer homeowners security and peace of mind.

Each lock features a combination of hooks and anti-lift bolts for greater security. Windows have added protection to strengthen hinges.

High-security hinge guards are available on all our Aluminium windows and doors for added security. So, in the unlikely event of an intruder attacking the hinges rather than the locks, these devices prevent the door or window from being pushed/pulled open. This is particularly valuable on open-out doors as the hinges are on the outside.

Keep your family safe with restrictor hinges to prevent risk of falls. Allowing the window to open only partially is important for a child's room or low-level windows. These hinges have an override to allow full opening in an emergency.





## Single or dual **colour**

White continues to be the most popular choice for any window but with the introduction of bi-folding doors and lantern roofs, homeowners are looking for a more flexible colour combination. An anthracite grey outside, white inside dual colour option allows you to keep the inside of your home a vibrant white, whilst creating a modern look to the external features of your home.

Available colours:



White



Black



Grey



Grey on White

## Long-lasting **colour**

Each Aluminium product is powder-coated to give one of the most durable finishes available for windows, doors and roofs. The high quality colour process won't discolour, rust or peel, giving it an attractive appearance for longer. Aluminium is even available with a 'marine grade' finish for those who live near the sea.

## Guaranteed to last

As a guarantee for the superior powder-coated finish of Aluminium, all products from the range come with superior paint guarantees against peeling, blistering, corrosion, fading and loss of sheen.



## Quality

Choosing the right window, door or lantern roof and the right company to install them can be a daunting experience. You can be rest assured that our products are tested to the latest British Standards and will be installed to comply with the latest UK Building Regulations.

All of our products go through a thorough quality control system that is independently audited twice a year by British Standards to ISO 9001:2008. During this process, products are independently tested to BSI Standards for weathering performance and security levels.

All this independent testing combined with our local reputation means that all you need worry about is deciding on the look and style of your windows, doors and roofs – the performance and quality comes as standard.

## Building **Regulations**

To sell your home in the future, you must be able to demonstrate that your windows, doors and roofs satisfy Building Regulations by producing a certificate of compliance either from an approved installer or your Local Authority Building Control Department.

All professionally installed Aluminium windows, doors and lantern roofs comply with Building Regulations requirements for new build, replacement and refurbishment projects.







## ACHIEVE OPTIMUM ENERGY EFFICIENCY

### Making your room an all-year-round **living space...**

The goal is to let visible light in, whilst keeping solar heat out in the summer and radiant heat in during the winter.

Increasing comfort and offering energy savings for the home.

With energy bills rising, thermal efficiency remains the number one priority when making home improvements. Loss of heat from inefficient windows, doors and roofs plays a major part in the comfort or usability of living spaces (especially orangeries and extensions) and can result in high energy costs.


Designed and engineered with performance in mind, Aluminium's thermal performance allows for superior thermal efficiency. Whether renovating a living room with a bi-folding door, or building an extension with a lantern roof, you can be sure to create a comfortable living space all year round with Aluminium.

### Energy ratings

Windows are assessed by the British Fenestration Rating Council (BFRC) and rated using a familiar A to G scale on the basis of their total energy efficiency, where an A-rated window is more energy efficient than a G-rated window. This rating covers the frame material, the frame design, the glass type and all the other components that make up the window.

Energy-rating performance is calculated using the special properties of the window frame, the glass coatings, and the gasses used in the sealed glass unit.

Each energy-rated window will be supplied with a rating showing its energy performance and could be a valuable factor should you decide to sell your home in the future.



## Thermal barrier technology

The Aluminium window and door range is enhanced with innovative polyamide thermal barrier technology, enabling the windows and doors to exceed the energy performance requirements of current UK Building Regulations.

The polyamide thermal barrier reduces heat loss and enhances the overall U Value of a product, allowing Aluminium casement windows to achieve a Window Energy 'A' Rating when used in conjunction with the correct double- or triple-glazed unit.

The materials used in all products from the Aluminium range have a very high resistance to heat transfer from the inner face of the frame to the external face of the frame, giving improved thermal efficiency and reduced condensation.

## Glass technology

### Low iron

Low iron glass is extra clear and allows a greater degree of solar heat gain making homes feel warmer without the need to turn the heating up.

### Low-E glass

Low-E glass is a clear glass with a microscopically thin coating of a metal oxide that allows light and heat from the sun to pass into the building but at the same time reflects heat back in rather than letting it escape.

### Solar control

This intelligent glass (also known as 'anti-sun glass') reflects over 60% of the sun's solar energy, controlling the amount of heat entering the home through the glass. This is particularly advantageous for conservatories and large glazed areas such as sliding patio doors, helping to keep your home cooler in the summer.



Energy-rated windows tested and certified by the British Fenestration Rating Council



Quality controlled manufacture assessed by BSI to BS EN ISO 9001:2008, License No. FM40322



Aluminium is infinitely recyclable, and when recycled uses just 5% of the total energy needed to produce frames from scratch.





# YOUR COMPLETE ALUMINIUM WINDOW, DOOR AND GLAZED LANTERN ROOF RANGE.

Suitable for all property types from traditional cottages to contemporary town houses.



Images are for illustration purposes.



We don't believe that one style suits all, which is why you have the choice of styles and finishing touches – tailor your options to suit your home.

EXCEPTIONAL  
**ENERGY**  
PERFORMANCE

Achieve a Window Energy 'A' Rating when used in conjunction with the correct double-or triple-glazed unit.

## CASEMENT WINDOWS

From a traditional country cottage to a contemporary town house, our Aluminium range of windows offers style and elegance to suit all tastes.

Ultra-slim frames allow more natural light into each living space and give the best views to the outdoors.

Aluminium Windows are made to measure for your home. Each window is manufactured using the very latest technologies and processes to create the finest finish to your windows.



The exclusive super-slim window is available in a choice of two styles:

### Featured **Classic-al**

The elegantly sculptured 'Classic-al' window represents a new era in the development of aluminium windows.

Combining the traditional appeal of timber but with slimmer sections and the trusted performance of aluminium. This exclusive Aluminium design features softened lines to give a really classic look.

Available colours:



White

### Square **Contemporary**

The square-edged appearance of the 'Contemporary' window option provides clean, slim sightlines and a modern finish to any home.

Its appearance complements the REAL Bi-folding and Sliding Patio Door range.

Available colours:



White



Black



Grey



Grey on White



Exterior design



Interior design



Exterior design



Interior design

# Styles of window

## Square - Contemporary



Flat sash - internally beaded



Bevelled sash - externally beaded

With Dummy Sash



Without Dummy Sash



These images demonstrate the appearance of your chosen windows with or without a 'dummy sash.'

## Dummy sashes\*

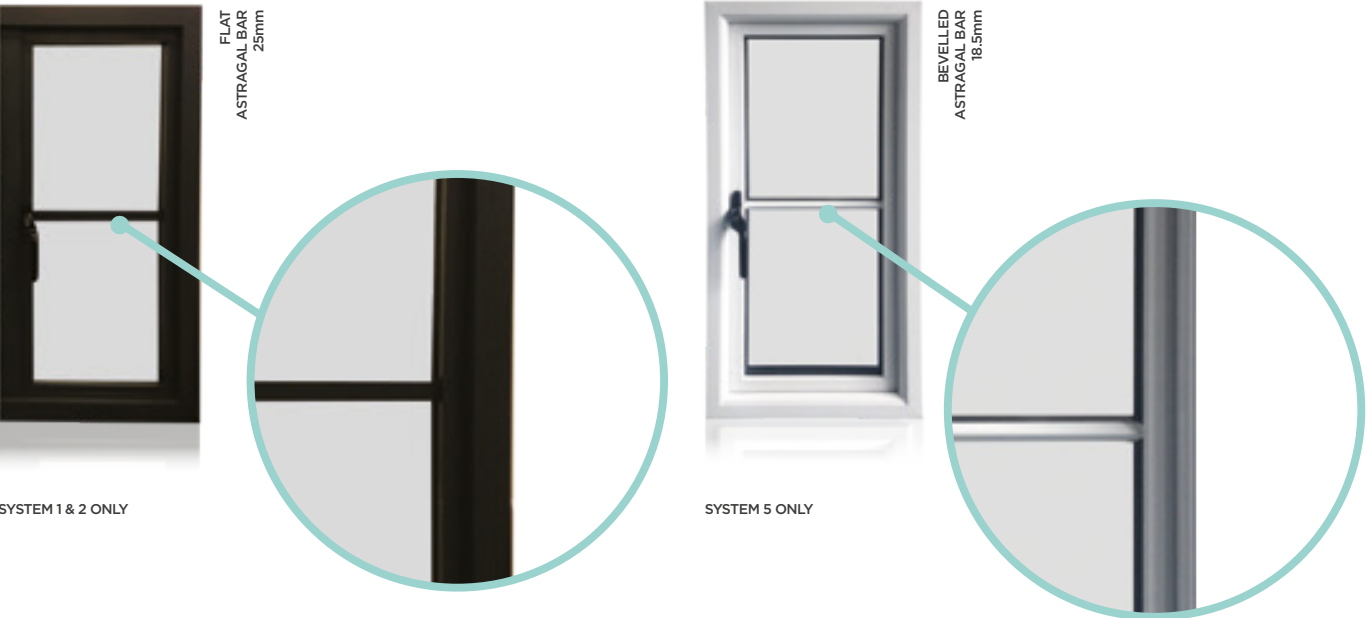
If you have an eye for detail you may wish to consider 'dummy sashes' to give that truly symmetric design.

Window styles that have a combination of opening and fixed areas can look a little uneven due to the frame design. A dummy sash allows you to balance the sight-lines and create a more uniform look.

\* required for system 1

# Glass decorations

For a truly traditional look, tailor your windows with glass decorations such as astragal, Georgian or decorative lead bars.




## Easy-clean hinges

Optional easy-clean hinges let you slide your window open to one side allowing you to easily clean both sides of the glass from inside the home. These have the added benefit of opening to almost 90°, giving an unobstructed view from your room and creating an easy fire exit.

# Handles

Hardware is available in a choice of finishes allowing you to tailor your windows to suit your interior.



For additional security and to retain the slim sightlines, system 1 has been designed with a handle block manufactured into the frame. This will appear as a separate section when viewed internally. An example of this is shown on the Graphite and Satin Silver handle above.



# COMPOSITE DOORS

Transform the beauty of your home with Virtuoso composite doors, brought to you by REAL Aluminium. Combining market-leading designs with modern materials, Virtuoso offers a made-to-measure door that performs as good as it looks, and it's virtually maintenance free too.

### Stunning appearance

With 27 door designs to choose from, there's sure to be the right door for your home. And you're not limited by texture with Virtuoso; choose from a traditional realistic woodgrain finish or a ground-breaking aluminium effect to get the best look for your home.

### Made for you with Crafted Precision

A perfect combination of cutting-edge precision engineering and a workshop filled with master craftsmen means Virtuoso composite doors have incredible accuracy, stunning detailing and unrivalled quality. Each door is crafted to order, so it's tailor-made for you.

### Strong, safe & secure

Virtuoso doors are engineered with security in mind. Each and every door has the best security hardware, and is PAS24 compliant.

### Superior thermal & acoustic performance

Virtuoso composite doors improve the efficiency of your home with advanced protection from outside noise and the ultimate thermal technology to retain heat in your home and keep the cold out.

- ✓ Woodgrain or aluminium texture
- ✓ High security
- ✓ Outstanding quality



## A range of styles

Choose from a variety of styles, colours and decorative glass options to create a distinctively beautiful look for your home. For the full collection of door styles and glass options, please refer to the Virtuoso composite door brochure.



Traditional



Cottage




Contemporary



Stable Doors



French Doors



### Virtu-AL

The ultimate collection of aluminium effect composite doors.

Combining the finest qualities of composite doors with the sleek finish of an aluminium entrance door, it is fast becoming the architect's product of choice.

### Accessories

A full range of door furniture is available to complement the finishes, including letter boxes, numerals and decorative knockers incorporating spy holes. For handle colour options, see page 19.

## Aluminium Door Frames

As part of our Aluminium range, the Virtuoso composite door will sit securely within a **Aluminium door frame**. The aluminium door frame is available in two Aluminium styles which feature on the Aluminium Window pages:

### Featured Classic-al



Available colours:



White

### Square Contemporary



Available colours:



White



Black



Grey



Grey on White


## Colour options

Once you've chosen the style of your door, it's time to choose the colour.

### Standard colours



White



Black



Red



Blue



Green



Oakwood



Darkwood

### Superior colours



1. Cream
2. Pebble
3. Silver Grey
4. Anthracite

5. Midnight
6. Dusk
7. Sky Blue
8. Sage

9. Olive
10. Buttercup
11. Cherry

12. Heather
13. Plum
14. Slate

Note: there may be shade variations between the aluminium frame and the composite door due to differing paint processes.



# ENTRANCE DOORS

Complete the transformation of your home with a REAL Aluminium Entrance Door.

The Aluminium Entrance Door is a high-performance product suitable for use where a durable and reliable door is needed. Choosing an entrance door from the Aluminium range allows your home to be fully suited with the same personalised style.



## Frame colour options

Featured **Classic-al**  
Interior design

Available colours:



White

Square **Contemporary**  
Interior design

Available colours:



White



Black



Grey



Grey on White

## Styles and doors

Available in a Square or Featured design.

### Single Front Doors

All front doors can open in or out, left or right, with any arrangement of glass and solid aluminium faced flat panels. Below are some common front door styles.




These stylish yet extremely practical doors create the optimum flow from your home to the garden without the need for a large aperture.

Glass panels either side of your Aluminum French Door delivers copious amounts of light flooding into your home.

## Double locking handles

For extra peace of mind, Aluminum French Doors or double doors boast extra security with multipoint locking handles and the option of additional handles and locking on both doors.



## Low threshold

An optional low threshold is great for doors which are used regularly and creates a flush appearance due to its minimal step over.\*

# FRENCH DOORS



## Handles

As with all products in the Aluminium range, our entrance doors or French doors can be personalised with your choice of hardware and accessories.



## Opening restrictors

Optional opening restrictors allow you to take extra care of your open-out French doors and protect them from damage caused by the doors being blown in the wind.

\*Due to the nature of the low threshold design, it is not possible to guarantee its weather performance.





## BI-FOLDING DOORS

Aluminium Bi-folding Doors create superior panoramic views all year round from the comfort of your living room, kitchen, conservatory or orangery. By neatly folding and sliding, the Aluminium Bi-folding Doors allow quick and easy access to your garden.

The large panes of glass present unspoilt views of the outside and allow maximum light into your home.

The style of your beautifully designed and carefully manufactured bi-folding doors are easily matched to the existing style of your home and provide a smooth transition between indoor and outdoor space.


Choose from panes up to 1200mm wide and 2500mm high, in a choice of opening options. These can be designed to suit any opening size.



**Bi-fold doors offer a choice of opening configurations to suit your needs:**

- Fold the doors in or out
- Slide all doors to one side
- Create a single entrance for easy access and have the remaining doors slide the opposite way
- Part the doors centrally to create a double door

**Available colours:**



**Configuration examples:**





## Slim, **strong**, smooth

The high strength of aluminium ensures the Aluminium Bi-folding Doors are one of the strongest available.

The Aluminium Bi-folding Door frames and mechanisms are designed to give optimum strength and durability to ensure a structurally sound product that requires minimal maintenance to deliver reliable performance over a lifetime of use.

The Aluminium Bi-folding Doors run on stainless-steel rollers at the base of the frame. This is an important consideration as the entire weight of the bi-folding door is taken by the track and the smooth running of your doors depends on the quality of these rollers. Thanks to these special rollers even the widest of door combinations can be opened easily without the need for excessive effort.

In most instances, it is possible to have integral blinds fitted within your bi-folding doors.

## Magnetic door catch

The bi-folding door leaf is held open by a round magnetic catch attached to folding doors, holding the doors open as they fold.



Chrome

White

Black

Grey

## Threshold

Our four threshold options let you choose from floor to floor flush threshold, right the way through to a traditional step and provides maximum weather rating for extreme conditions. When a flush doorway is required – for example separating two rooms or for wheelchair access – our low threshold options ensure a smooth, unobtrusive transition.

## Multi-point locking



Aluminium Bi-folding Doors feature two high-security hooks and a dead-bolt to ensure total peace of mind. Upgraded locking systems are available.

## Trickle vents

In certain circumstances your local Building Regulations will require you to have ventilation slots in your window or door frame to allow your home to 'breathe'.

## Handles

No matter how many handles and locks you have on your Aluminium Bi-folding Doors, you only ever need to find one key as your door set has 'keyed alike' locks as standard for your convenience.

Hardware is available in a choice of finishes allowing you to tailor your doors to suit your interior.



Chrome

White

Black

Grey



## SLIDING PATIO DOORS

Create a feeling of light and space using an expanse of uninterrupted glass with the Aluminium Sliding Patio Doors.

The technical design of the Aluminium Sliding Patio Doors make them ideal for large-span areas and situations where bi-folding doors may not be so appropriate such as areas exposed to high winds or upper floor apartments. A Sliding Patio Door will offer you the largest uninterrupted glass area and once open doesn't take up room on a patio or balcony, or inside the home.

Made-to-measure and fitted to the highest standard, the Aluminium Sliding Patio Doors deliver optimum performance. Tested to the highest industry standards, Aluminium Sliding Patio Doors easily glide with guaranteed reliability. The strong, thermally efficient aluminium frames create dramatic sliding sashes with large glass areas without compromising thermal performance or weather resistance.



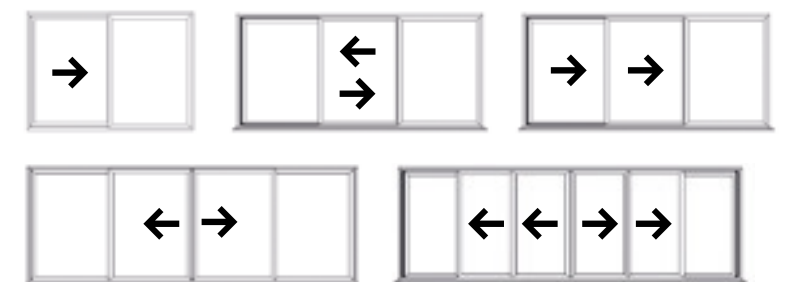
Using advanced glass technology and superior insulation to keep your home warm, the Sliding Patio Doors form a thermally efficient glass facade, a wonderful way to flood a space with light and enjoy beautiful views.

Available in two, three, four, or six panels, all patio doors are double- or triple-glazed with special sliding mechanisms to enable even the largest sashes to slide open and close smoothly on a double- or triple-track, whatever their size.


### Handles



### Configuration examples:



### Available colours:





Thinner,  
**stronger,**  
lighter

Natural light is one of the most desirable qualities a home can have. With unrivalled looks and thermal performance, a Aluminium Lantern Roof brings a stylish ambience to your home while maximising the use of light and space.

## GLAZED ROOFS



## MORE SKY LESS ROOF™

Perfect for an extension or orangery, this roof lantern offers exceptional benefits unmatched by any other roof on the market. The Aluminium Lantern Roof has sharp, clean lines with minimal roof bars, made possible thanks to the super-slim 40mm frame without chunky support bars or joint covers.

Compared to other conventional Lantern Roofs, the Aluminium Lantern Roof has a 70% slimmer top roof bar (also known as the ridge) and 30% slimmer rafter bars.

We have combined good looks, outstanding thermal performance and intelligent detailing, to create one of the finest looking lantern roofs available.






## The Aluminium Glazed Roofs offer exceptional benefits unmatched by any other roof on the market.

The UK's most thermally efficient aluminium lantern roof system\*\*

- The UK's strongest lantern roof system\*\*
- Minimalist modern design
- 70% slimmer roof frame

Available colours:



INTERNAL  
RIDGE  
SLIMNESS

REAL Lantern  
40mm

Competitor  
150mm

**40mm**

Clean sight  
lines internally and low  
sight lines externally  
More sky!

INTERNAL  
RAFTER  
COMPARISON

REAL Lantern  
40mm

Competitor  
60mm

**0.7W/M<sup>2</sup>K  
U VALUE\***

Rafter U Value 0.95 w/m<sup>2</sup>k

Don't just take our word for it... see for yourself

## Roof glass

### Comfortable year-round room use

As standard, your Glazed Roof will be specified to combine heat reflection and thermal insulation with reduced rainfall and traffic noise. All roof-glazed units incorporate toughened safety glass and are manufactured to the highest British and European Standards, accredited to BS EN 1279 parts 2 & 3 and BS EN 12150.

All Glazed Roofs come with self-cleaning glass as standard, helping to keep your roof looking cleaner for longer. Available in neutral and bronze.

Solar control and low-e coatings along with an argon gas-filled cavity controls the amount of visible light, UV and heat that passes through the glass. Available in neutral, blue and green tints.



## FLAT ROOFLIGHT

Bring style to your home with the Aluminium Flat Rooflight. With unrivalled looks and thermal performance, it is the ultimate glazed flat rooflight designed to throw maximum light into any home.

### Minimal Sightlines

The minimalistic contemporary external design with flush glazing gives a sleek, modern appearance and is a stunning addition to any home extension.

### Ultimate performance

With an unrivalled double glazing overall U Value (roof and glass) of 1.3 w/m<sup>2</sup>k the Aluminium Flat Rooflight outperforms many of its rivals.

### Maximum Light

Sitting flush with the internal plaster line, the fixed flat rooflight appears frameless from the interior of the home, creating the illusion of an open roof space.



\*0.7 w/m<sup>2</sup>k overall U Value when triple glazed. 1.2 w/m<sup>2</sup>k overall U Value when double glazed

\*\* Independent tests show that Aluminium Roofs offer the best thermal and strength performance available in the UK domestic conservatory market. Please note that all information given is for guidance purposes only. It is given in good faith and is correct to the best of our knowledge at the time of printing.





























# ALUMINIUM THE FINER CHOICE





# Handles and accessories

Use the reference chart below to discover the perfect set of handles and accessories for your home.

			White	Black	Grey	Graphite	Chrome
BI-FOLDING DOORS	Lever (straight) handle		✓	✓	✓	✓	✓
	Intermediate handle		✓	✓	✓		✓
	D handle		✓	✓	✓		✓
	Magnetic catch		✓	✓	✓		✓
	Trickle vents		✓	✓	✓		
SLIDING PATIO DOORS	Long lever handle		✓	✓	✓		
	Sliding Door D handle		✓	✓	✓		
CASEMENT WINDOWS	Offset handle		✓	✓	✓	✓	✓
	Monkey tail handle						
ENTRANCE & FRENCH DOORS	Lever (straight) handle		✓	✓	✓	✓	✓
	Lever (swan) handle						
	Letterplate (black ABS surround)		✓	✓			✓
	Letterplate (matching surround)		✓	✓		✓	✓
COMPOSITE DOORS	Lever (straight) handle		✓	✓	✓	✓	✓
	Pull Knob		✓	✓		✓	✓
	D Bar						
	Inline Round Pull Bar						
	Inline Flat Pull Bar						
	Centre Escutcheon						
	Pull Escutcheon		✓	✓		✓	✓
	Letterplate (matching surround)		✓	✓		✓	✓
	Knocker 6" Urn		✓	✓		✓	✓
	Knocker 6" Urn with spyhole		✓	✓		✓	✓
	Knocker 8" Urn Slimline		✓	✓		✓	✓
	Lion's Head Knocker		✓	✓		✓	✓
	Bull Ring Knocker						
	Numerals 0-9						✓

A range of locking cylinders are available to give enhanced security.

\*silver anodised SAA

# Locks

Aluminium doors that have more than one lock will only require one key to operate all of them (this is called 'keyed alike'). Separate doors will have unique keys unless specified. When specifying a high-security key system (3 Star System), all keys will be unique.



Antique black range



Composite door only





# Self-cleaning glass



For those places harder to reach such as conservatory roofs or upper-floor windows, self-cleaning coating is ideal. These use ultraviolet light to decompose organic materials and rain to wash them off.

You'll appreciate the special self-clean coating with a microscopic film which helps daylight and rainwater breakdown and wash away dirt and grime.

The self-cleaning technology uses both rain and UV light from the sun to efficiently combat dirt and grime that accumulates on the outside of the window glass, resulting in the need for manual cleaning being significantly reduced. Self-cleaning glass provides the ideal solution to cleaning those hard-to-reach or dangerous areas leaving you with more time to relax and enjoy your conservatory.

Available in neutral and bronze.

# How to care for your Aluminium

Aluminium is easy to keep looking great and is virtually maintenance free. Modern powder-coating delivers a hard-wearing finish which will last for years.

With occasional cleaning and periodic lubrication of locks and hinges, aluminium windows and doors will look and operate 'as-new' for longer.



**[www.prioraluminium.co.uk](http://www.prioraluminium.co.uk)**

0800 001 5848

Bird Industrial Park  
Station Road, Long Marston  
Stratford Upon Avon  
Warwickshire  
CV37 8RP

[sales@priorproducts.co.uk](mailto:sales@priorproducts.co.uk)

