



**Prior Products**  
Limited

**SOLIDOR  
COMPOSITE  
DOORS**





## *your door... your style. be bold!*

This isn't just a front door - it's the first impression your home makes, the finishing touch to your kerb appeal, and the bit that says, "Yeah, this place is mine." So why settle for something bland when you can choose a door that's packed with personality?

Whether you're into clean lines, cottage charm or something a bit more out-there, our composite doors are built to stand out *and* stand strong. Crafted right here in Stratford-upon-Avon they're energy efficient, ultra-secure, and seriously good-looking.

So go on - be bold. Pick a door that fits your home and your vibe.

Why our doors are different	4
Security	5
Energy efficiency	7
Choose your door style	10
Choose Your colour	46
Choose your glass	52
Choose your hardware	68
Nukki - The smart door lock	72
Keys	72
Frame options	73
Threshold options	74
Door handle positions	74
Stable doors	75
French doors	75
Maximums and minimums	76
Size Matters	77

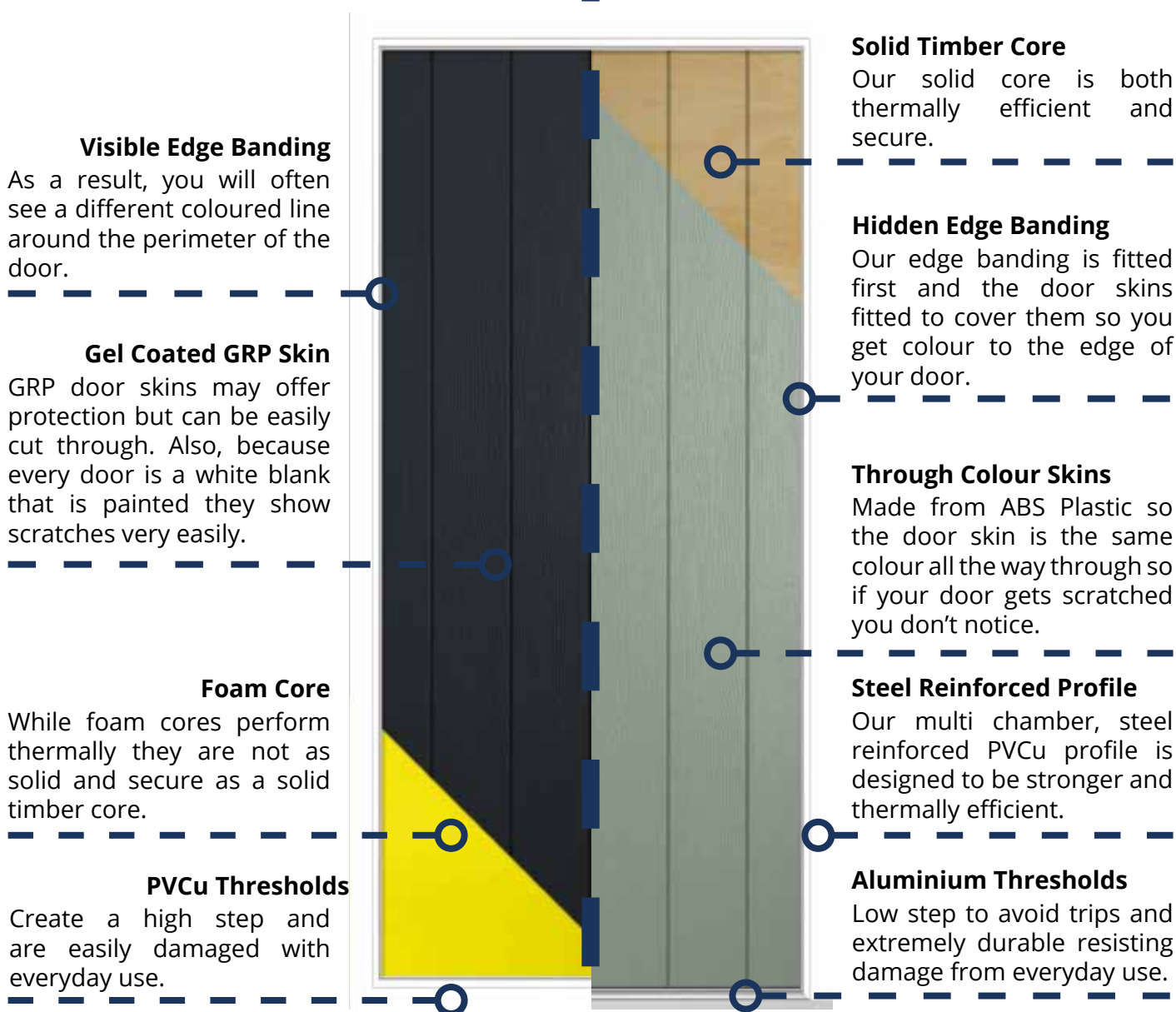


# Why our doors are different

*our doors keep the heat in, the bills down, and the draughts out - it's like wrapping your house in a big cosy jumper (but a lot better looking).*

## **A typical foam filled door construction**

## **The unique solid timber construction of a Solidor**





# SECURITY

*security that means business (but doesn't shout about it)*

Let's face it - your front door's got one main job: keep the bad stuff out and the good vibes in. Ours do just that, without looking like a vault.

At the heart of every Solidor door is a solid hardwood core - strong, sturdy, and built to last. It gives the door real weight and strength, so you can shut it with confidence (and maybe a satisfying little slam).

Every door comes fitted with the mighty Ultion WXM cylinder as standard. It's packed with ALPS technology (that's Attack Lock Protection System, if you're into acronyms), meaning if someone tries to tamper with it, it locks down and holds its ground. Clever, right?

You've got two solid locking options to choose from:

- Our 5-point locking system comes as standard and offers trusted, straightforward protection.
- Or, upgrade to our automatic locking system - available in standard or heritage styles - which locks the moment the door closes, enabling you to secure your home without even turning a key.

And for those who like their home extra clever, there's the Ultion Nuki smart handle - an optional upgrade that lets you lock and unlock your door via app, voice, or even a fob. No keys, no drama, just tech that works around you (see page Page 72 for more info).

Long story short? Our doors look good, feel solid, and protect what matters - all without you lifting a finger (unless it's to unlock the door from your phone).

## *the lock that locks down when it matters most*

You can't see it. You barely think about it. But the Ultion WXM cylinder is doing the heavy lifting behind every door - and trust us, it's not your average lock.


This clever little beast is fitted as standard across all our doors, and it's got one job: make life miserable for intruders. How? Let's break it down.

The WXM is part of the Ultion 3-star PLUS range - which means it doesn't just meet the highest security standards, it smashes them. It's tested to Sold Secure Diamond, which is basically the gold medal of lock toughness. And it's not just tested once. Ultion hammers it, drills it, snaps it, and freezes it - then does it all again - just to make sure it can handle whatever gets thrown at it.

Here's the real game-changer:

If someone tries to force the lock, the ALPS system (that's Always Locked Protection System) kicks in, triggering lockdown mode. It detects the attack and shuts everything down internally, making it nearly impossible to budge - even with power tools.

This isn't just a lock - it's a door's built-in bodyguard. And it comes as standard on every door we make.



- 1 **Picking** - Each cylinder comes with multiple security pins which are randomised to help stop pick attacks.
- 2 **Bumping** - Built to detect intruders, the Lock Down Mode feature helps prevent lock bumping.
- 3 **Drilling** - 16 hardened steel points of drill protection.
- 4 **Snapping** - After a snapping attack the SnapStop is fired preventing access and manipulation of the core.
- 5 **Thermal Manipulation** - Whilst we can't stop unwanted elements entering the lock, the ALPS exhaust ports stop it sticking around.
- 6 **Twist Attacks** - The rotator is instantly fired into the ALPS TwistTrap when the lock is twisted keeping the 'Always Locked' status.

### **Key Internal**



### **Thumbturn Internal**





# ENERGY EFFICIENCY

## *cosy starts at the front door*

Nobody likes a draughty door - especially when the heating's on full blast and your energy bills climbing faster than you can say "double glazing." That's where our doors come into their own.

Every composite door is built with energy efficiency baked right in. From the solid hardwood core to the high-performance seals, we make sure your door keeps the cold firmly outside, where it belongs.

Our doors are engineered to meet high thermal performance standards - so whether it's blowing a gale or freezing over, your home stays warm, cosy, and comfortable all year round. No more standing by the door and feeling a chill sneak through. Just proper insulation, done right.

And here's the win-win: less heat escaping means less energy wasted, which means smaller bills and a lighter carbon footprint. Good for your wallet. Great for the planet.

So go ahead - turn the thermostat down a notch. Your door's already doing the heavy lifting.



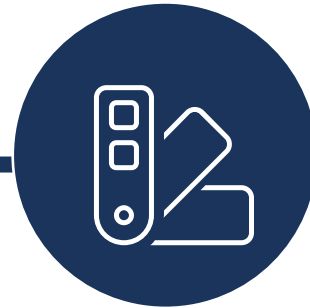
***Designing your dream door is simple with our four-step process, giving you complete control over the look and feel of your home's entrance.***



### ***Step 1***

#### **Choose Your Door Style**

Start by selecting the perfect door style to complement your home. Whether you love the classic charm of a traditional door or prefer a sleek, modern design, there's a Solidor style to suit every taste.



### ***Step 2***

#### **Choose Your Colour**

Next, bring your door to life with your choice of colour. With a stunning range of shades available, from timeless neutrals to bold statement colours, you can also choose a matching or contrasting frame to create the perfect look.



### ***Step 3***

#### **Choose Your Glass Design**

Your choice of glass adds character and personality to your door. Whether you want clear glass for an open, airy feel, decorative glazing for a stylish touch, or frosted options for extra privacy, there's a design to suit your home.



### ***Step 4***

#### **Choose Your Door Furniture**

The finishing touches make all the difference. Select from a range of handles, letter plates, knockers, and other accessories in various styles and finishes to complete your design. that's unique to you.

*And that's it! In just four simple steps, you'll have a beautifully designed Solidor that's unique to you.*



**TIME  
TO  
DESIGN  
YOUR  
DOOR**

# The Flint Solid & Thornbury

*understated. unshakable. unbothered*



No glass. No fuss. Just strong, simple style that says, "I've got nothing to prove."

The Flint Solid is all about clean vertical tongue & groove lines, built into a solid slab of dependable, draught-blocking, noise-muffling, weather-battling greatness. It's the kind of door that doesn't shout for attention - it earns it.

And if grooves aren't your groove? Go for the Thornbury - same solid style, just a touch more minimal with a smooth grained finish that keeps things effortlessly sleek.

***Next step is to choose your colour***



Page 46



Page 52



Page 58

# The Flint 1

*solid style with a little sparkle*



Built just like the Flint Solid, the Flint 1 keeps that same strong, vertical tongue & groove style - but adds a little extra charm with a diamond-shaped glazed window, right at the top.

It's a small detail, but it makes a big difference. Just enough glass to let in a bit of light (and maybe a sneak peek at who's knocking), without losing any of that sturdy, secure feel.

Think classic cottage vibes meets quiet confidence. Strong. Stylish. And just the right amount of fancy.

***Next step is to choose your colour***



Page 46



Page 52



Page 58

# The Flint 2

*more light, same solid style*

**SM**  
SMALL

**ST**  
STABLE



Like the Flint 1 but want a bit more sunshine? The Flint 2 gives you the same tongue & groove charm with a taller, rectangular glazed panel that lets in even more natural light - without giving away the whole show.

It's perfect for brightening up a hallway while keeping that strong, secure feel front and centre. Classic. Confident. With a hint of hello.

The kind of door that makes a great first impression - before you've even opened it.

***Next step is to choose your colour***



Page 46




Page 52



Page 58

# The Flint 3

*triple the charm, same solid soul*



Take the classic good looks of the Flint 1 and turn the style up a notch - that's the Flint 3. With three diamond-shaped glazed panels running neatly down the centre, it adds a little rhythm and a lot of personality to your doorway.

You still get the same sturdy tongue & groove style and secure feel, just with a bit more light, a bit more detail, and a subtle nod to traditional design - without feeling old-fashioned.

It's bold without being shouty. Decorative without being dainty. Basically, it's doing the most, without doing too much.

***Next step is to choose your colour***



Page 46



Page 52



Page 58

# The Flint 4

*more glass, more class*

**SM**  
SMALL

**ST**  
STABLE



The Flint 4 takes everything you love about the Flint 2 and turns it up a touch. Same vertical tongue & groove styling, same timeless appeal - but with a larger rectangular glazed panel that lets in loads of natural light.

It's ideal if you want your entrance to feel open and airy, without compromising on that solid, secure feel. Light gets in, nosy neighbours don't.

Classic charm with a touch of contemporary finesse - this one's a looker.

***Next step is to choose your colour***



Page 46



Page 52



Page 58

# The Flint 5

*let there be light*

SM  
SMALL



Love the Flint 4 but fancy a bit more of that bright, open feel? The Flint 5 keeps the same classic tongue & groove base but stretches the glazed panel even taller - bringing in even more natural light and giving your entrance a lighter, brighter vibe.

It's a great choice for modern hallways or anyone who wants that welcoming, airy look without compromising on strength or style.

Still solid. Still secure. Just with a sunnier outlook.

***Next step is to choose your colour***



Page 46



Page 52



Page 58

# The Flint Square

*same strength, squared up*

**SM**  
SMALL

**ST**  
STABLE



Think Flint 1, but make it square. The Flint Square keeps that solid tongue & groove design you know and love, but swaps the diamond for a clean, modern square glazed panel.

It's a small change, but it gives the door a fresh, contemporary edge - perfect if you're after a neat, no-nonsense look that still lets a little light through.

Simple. Solid. Sorted.

***Next step is to choose your colour***



Page 46



Page 52



Page 58



# The Beeston

*the best of both worlds*

**SM**  
SMALL

**ST**  
STABLE



Love the look of a classic panel door but still want plenty of light? The Beeston brings both - with a half-glazed top section and traditional 2-panel detailing below. You can also switch it up with a Flint-style tongue & groove base if that's more your vibe.

Up top, choose between a clean, open full-glass option or go classic with 9-panel Georgian-style glazing, complete with a heritage-inspired grille that adds just the right touch of charm.

Versatile, stylish, and right at home on everything from a modern terrace to a country cottage - the Beeston's got you covered.

***Next step is to choose your colour***



Page 46



Page 52



Page 58

# The Dual Glaze Collection

*one style, three ways to make it yours*



Meet the Dual Glaze doors - a stylish set of classics that share the same solid base and smart layout, with just enough difference up top to let you make it your own. Each design features two traditional panels below and tall, slim glazed sections above, split into two elegant columns. What sets them apart? It's all in the shape of the glass:

- Ludlow - Square-topped glazing for a clean, modern finish. Prefer a solid style? The Ludlow also comes in a classic 4-panel design with no glass at all - ideal if you're after extra privacy or a traditional look.
- Nottingham - Adds a softer edge with arched tops on the glazed panels - great for a more period feel.
- Harlech - Features a more angular, swept-style top, giving it a bold, slightly sharper look that stands out from the crowd.

One layout. Three distinct personalities. Which one's yours?

***Next step is to choose your colour***



Page 46



Page 52



Page 58

# The London

*a little posh, a lot secure*



If you like your front door with just a hint of grandeur, the London might be right up your street. The glazed panel sits high in the top quarter, letting in light while keeping things private - and it's finished with a graceful curved top, giving it that classic, timeless shape.

Below, you've got two tall, elegant panels that add a touch of stately charm without going full manor house. It's stylish, secure, and a bit of a looker.

***Next step is to choose your colour***



Page 46



Page 52



Page 58

# The Conway

*classic curves with your twist on tradition*



**ST**  
STABLE

**SM**  
SMALL

The Conway is where timeless style meets a little bit of flair. Every version features that unmistakable half-moon detail up top - a nod to traditional design that still feels fresh.

- Conway Solid keeps it classic with the signature semi-circle, plus two vertical panels in the centre and two at the base, all solid for a strong, understated look.
- Conway 1 opens things up with glazing in the half-moon, letting a little light in without giving too much away.
- Conway 3 goes a step further, with glazing in the half-moon and the two middle panels, for a brighter, bolder front door that still knows how to keep things secure.

Traditional? Yes. But with just the right amount of custom flair.

***Next step is to choose your colour***



Page 46



Page 52



Page 58

# The Tenby

*six panels, three ways, loads of charm*

**SM**  
SMALL

**ST**  
STABLE



The Tenby is a real all-rounder - a classic 6-panel layout that blends solid design with subtle detail. Two small square panels at the top, two in the centre, and two at the base give it a well-balanced, traditional look that works on pretty much any home.

- Tenby Solid keeps it simple and strong - no glass, just clean, crisp panel detailing.
- Tenby 2 adds a little sparkle with glazing in the top squares, letting in light without compromising privacy.
- Tenby 4 opens things up even more, with glass in both the top and middle panels, for a lighter, brighter entrance that still feels secure.

It's a classic - just the way you like it.

***Next step is to choose your colour***



Page 46



Page 52



Page 58

# The Stafford

*classic shape, softer finish*



The Stafford takes everything you love about the Beeston and gives it a softer edge. It's got the same 2-panel detailing on the bottom, but up top, the glazed section features a gently rounded arch, adding a little elegance without overdoing it.

Clean, simple, and quietly stylish - the Stafford is proof that sometimes, less really is more.

***Next step is to choose your colour***



Page 46



Page 52



Page 58

# The Sterling

*simple lines, stand out style*



The Sterling keeps things clean and classic with a square glazed panel across the top third - perfect for letting in light while keeping the bottom two-thirds solid and strong. Below the glass, you've got two tall panels that add a bit of structure and traditional charm.

It's a style that feels familiar but never boring - unfussy, practical, and just the right amount of polished.

***Next step is to choose your colour***



Page 46



Page 52



Page 58

# The Alnwick

*let the light flood in*



The Alnwick takes that familiar Beeston-style shape and opens it right up, with a glazed panel covering the top three-quarters of the door. It's a brilliant option if you're after a brighter hallway without going full glass.

With 2-panel detailing at the base for a touch of tradition, the Alnwick mixes style with function - perfect for homes that want to feel light, open, and still totally secure.

***Next step is to choose your colour***



Page 46



Page 52



Page 58

# The Edinburgh & Berkeley

*two takes on timeless*



The Edinburgh builds on the classic Ludlow look but goes bigger and brighter, with two vertical glazed panels stretching down the top three-quarters of the door. It's ideal for letting in loads of natural light while keeping that classic 2-panel design down below.

Then there's the Berkeley - think of it as a stylish flip on the traditional Tenby. It keeps the two square glazed panels up top, but beneath that, you've got two tall, solid panels, giving it a more structured, elegant feel.

Same roots. Different vibes. All style.

***Next step is to choose your colour***



Page 46



Page 52



Page 58

# The Windsor

*full height style, solid good looks*



The Windsor comes in two bold styles, both built to make a statement.

- Windsor Glazed goes all in with full-height glass - imagine the Beeston, but without the break. Clean, clear, and perfect for homes that love a bit of natural light.
- Windsor Solid takes a different path. It swaps glass for a bold planked centre section, framed by an inset border. The grooves run horizontally but stop shy of the edge, creating a sleek central panel that echoes the size of the glazed version - it's solid, stylish, and subtly stand out.

Whichever way you go, the Windsor delivers serious kerb appeal.

***Next step is to choose your colour***



Page 46



Page 52



Page 58



**DOOR  
MANUFACTURING  
POWERED BY THE  
SUN**

# The Brescia

*sleek, slim, seriously stylish*



The Brescia is where sharp Italian design meets everyday practicality. Its defining feature? A narrow, full-height glazed panel tucked neatly to the hinge side of the door - modern, elegant, and made to impress.

Whether you go for the tongue & groove detailing or keep it minimal with a smooth, embossed grain finish, the Brescia adds that 'wow' factor without shouting about it. It's understated style done just right.

***Next step is to choose your colour***



Page 46



Page 52



Page 58

# The Amalfi

*crisp lines, cool confidence*



Say hello to the Amalfi - the smooth operator of the Italia range. Just like the Brescia, it features a tall, slim, full-height glazed panel, but this time it's bang in the centre, giving perfect balance and a bit of bold symmetry.

It's available with tongue & groove styling or a flat embossed finish, so you can dial up the texture or keep things sleek. Clean, confident, and effortlessly cool - the Amalfi brings designer vibes to your doorstep.

***Next step is to choose your colour***



Page 46



Page 52



Page 58

# The Milano

*bold, blocky, bang on trend*



The Milano takes the sleek shape of the Brescia and adds a punch of personality with four small square glazed panels, stacked neatly down the hinge side of the door. It's a look that says "modern" without trying too hard.

Choose the tongue & groove finish for added texture, or go smooth with the embossed wood grain - either way, the Milano's got serious front-door flair.

***Next step is to choose your colour***



Page 46



Page 52



Page 58

# The Parma

*modern lines with a touch of flair*



The Parma brings balance to the bold. Like the Milano, it features four small square glazed panels, but this time they run down the centre of the door - giving it a symmetrical twist that's sleek without being shouty.

Available in your choice of tongue & groove detailing or smooth embossed grain, the Parma nails that sweet spot between designer edge and everyday elegance.

***Next step is to choose your colour***



Page 46



Page 52



Page 58

# The Venice

*twice the glass, double the impact*



The Venice doesn't do subtle. With two tall, slim glazed panels - one on each side of the door - it's all about balance, light, and modern curb appeal.

Whether you pick the textured tongue & groove finish or go smooth with the embossed grain, the Venice makes a bold, elegant statement from any angle.

***Next step is to choose your colour***



Page 46



Page 52



Page 58

# The Pisa

*curves that turn heads*

**SM**  
SMALL

**ST**  
STABLE



The Pisa mixes geometry with a bit of fun. At the top of the door, you'll find two half-circle glazed panels, stacked just right to form a full circle - with a little space in between to keep things interesting.

It's available in both the tongue & groove and flat embossed finishes, so whether you're after texture or sleek simplicity, the Pisa keeps your style firmly in the frame.

***Next step is to choose your colour***



Page 46



Page 52



Page 58

# The Genoa

*stacked style with a modern twist*



The Genoa plays with shape in all the right ways. Down the centre of the door, you'll find three glazed panels stacked vertically - square at the top and bottom, with a taller rectangular panel in the middle to break things up and add a designer edge.

Available in both tongue & groove or embossed grain finishes, the Genoa's got just the right mix of balance, style, and "look at me" charm.

***Next step is to choose your colour***



Page 46



Page 52



Page 58

# The Trieste

*classic shape, extra character*

**SM**  
SMALL

**ST**  
STABLE



If you like the Sterling, you'll love the Trieste. It keeps that square glazed panel up top and those two tall panels below - but adds a textured tongue & groove base for that little extra oomph.

With its mix of clean lines and subtle detail, the Trieste fits right in with homes that like to keep it smart, simple, and just a bit special.

***Next step is to choose your colour***



Page 46



Page 52



Page 58

# The Rimini

*sharp lines, smarter style*



The Rimini takes inspiration from the Brescia, but adds its own unique flair. The glazed section hugs the hinge side, split into three panels - a square at the top, another at the bottom, and a taller rectangle in the middle for that designer break in flow.

Choose between the tongue & groove detail or the smooth embossed grain, and let the Rimini bring a bold, architectural edge to your entrance.

***Next step is to choose your colour***



Page 46



Page 52



Page 58

# The Messina

*modern design with a playful twist*



The Messina ditches the ordinary and gets creative with its asymmetrical glazing. You've got a square glazed panel at the top and bottom on the lock side, with a tall rectangular panel in the middle, but this time it's shifted to the hinge side - creating a bold, off-centre look that's stylishly unexpected.

It's available in both tongue & groove or embossed grain, so you can make this rule-breaker your own.

***Next step is to choose your colour***



Page 46



Page 52



Page 58

# The Sorrento

*clean lines, calm vibes*



With its four horizontal glazed panels - two up top, two below - the Sorrento nails that modern, balanced look. A bold midrail slices across the centre, giving the door a structured feel that's perfect for homes that like things sleek but not soulless.

Choose tongue & groove for added texture or keep it smooth and subtle with the embossed grain. Either way, the Sorrento knows how to make an entrance.

***Next step is to choose your colour***



Page 46



Page 52



Page 58

# The Garda

*style that's slightly off (in the best way)*



The Garda leans into that off-centre aesthetic with two rectangular glazed panels running down the hinge side - the top one's bigger, the bottom one's shorter, and together they create a subtle but striking vertical rhythm.

It's a design that feels just a little bit different, without shouting about it. Add tongue & groove or keep things simple with a flat embossed grain - either way, Garda's got you.

***Next step is to choose your colour***



Page 46



Page 52



Page 58

# The Modena

*perfectly balanced, effortlessly bold*



The Modena takes the stacked glazing you love from the Milano and Parma but gives it a twist with four square glazed panels arranged in an eye-catching offset pattern. You'll find the top and bottom panels on the lock side, while the two middle panels shift over to the hinge side - creating a modern, geometric look that stands out for all the right reasons.

Pair it with tongue & groove for added depth or keep it sleek with the embossed grain finish - either way, the Modena delivers a front door that's anything but ordinary.

***Next step is to choose your colour***



Page 46




Page 52



Page 58

# The Siena

*smooth curves, side of style*



The Siena plays with shape and flow in all the right ways. Featuring two half-circle glazed areas stacked vertically down the hinge side, each one curves gracefully toward the lock side - creating a design that feels both fluid and intentional. Add tongue & groove for some texture or keep it clean with our smooth embossed grain.

This one's for those who like their style served with a twist.

***Next step is to choose your colour***



Page 46



Page 52



Page 58

# The Naples

*neat, modern, and totally no-nonsense*



**ST**  
STABLE

**1.4**  
U VALUE

The Naples keeps things sharp with three square glazed panels running down the top half of the door, perfectly spaced to draw the eye - but not so spaced out they steal the show. Think Parma, but a bit more buttoned-up. It's modern, it's minimal, and it looks bang-on in both the tongue & groove and embossed finishes.

***Next step is to choose your colour***



Page 46



Page 52



Page 58



22


# Your door. Your colour. Your vibe.

Let's be honest - the colour of your front door says a lot before anyone even steps inside. It's the first hello, the instant first impression, and the splash of personality your home shows off to the world. Whether you're drawn to a bold red, a soft Chartwell Green, or a cool, contemporary Anthracite Grey - your choice of colour sets the tone.

That's why we offer Solidor's stunning colour collection alongside a carefully curated range of foiled frames. From timeless tones to head-turning hues, you can mix and match to create a look that's perfectly you - and perfectly at home.

Prefer a classic vibe? We've got rich woodgrains that ooze charm and heritage. Want to go bold? Our brighter shades bring serious curb appeal. And because the inside matters just as much, you can even choose a different interior colour to suit your space - because matching your hallway is just good manners.


Whether you're going subtle, striking, or somewhere in between, this is where your front door starts to show off. Colour isn't just a finishing touch - it's the mood-setter, the style statement, the "oh wow" moment.



Rosewood



Chartwell Green



Forest Green



Golden Oak




Irish Oak



Pebble Grey



Champagne Blush



Antique Rose




Peacock Blue



Ruby Red



Buttercup Yellow



Green




Tangerine




Pistachio Green



Copper Flame



Amber Gold




Twilight Grey




Agate Grey




Black




Schwarzbraun  
(Black Brown)




Anthracite Grey



French Grey



Midnight Grey



Granite Grey



# CLASSIC & COUNTRY



Irish Oak



Golden Oak



Cream



Rosewood



White



Agate Grey




Forest Green



Foiled White




Chartwell Green



Duck Egg Blue



Blue



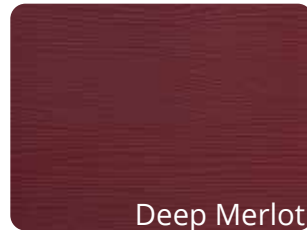
Green



Truffle Brown



Pottery Blue



Deep Merlot



40  
Horton Way

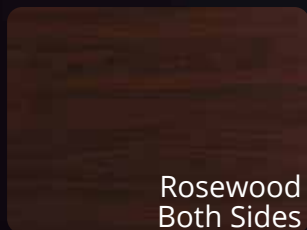
# Sharp lines. Smooth finish. Seriously stylish.

Meet System 10 - our contemporary chamfered profile that's all about clean edges and modern vibes. With its crisp, angular lines and fuss-free finish, it's the perfect match for homes with a sleek aesthetic or anyone after that modern edge.

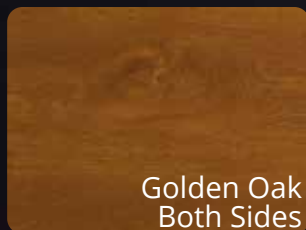
Whether you're finishing off a new-build or giving your current place a sharp refresh, System 10 delivers that bold, architectural feel with zero compromise on performance.



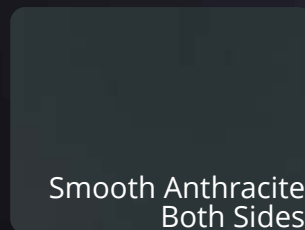
Gloss White  
Both Sides



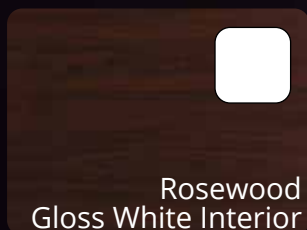
Rosewood  
Both Sides




Golden Oak  
Both Sides



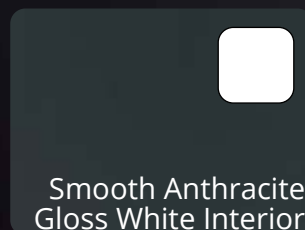
Smooth Anthracite  
Both Sides



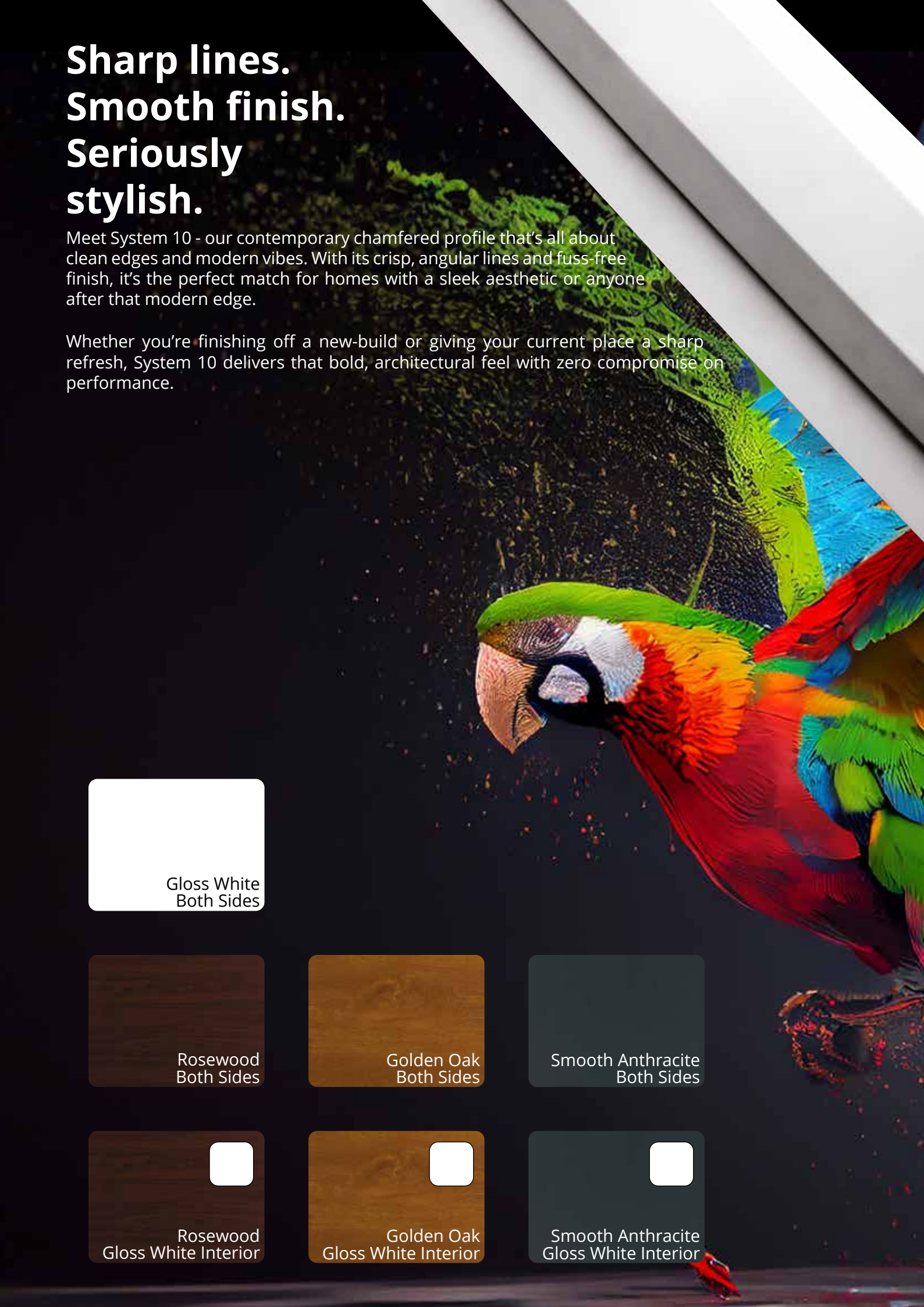
Rosewood  
Gloss White Interior



Golden Oak  
Gloss White Interior



Smooth Anthracite  
Gloss White Interior





White Woodgrain  
Both Sides

Cream  
Both Sides

Agate Grey  
Gloss White Interior

Chartwell Green  
Gloss White Interior

Elephant Grey  
Gloss White Interior

Irish Oak  
Gloss White Interior

Grained Anthracite  
Gloss White Interior

Schwarzbraun  
Gloss White Interior

# Made you look... now pick your glass!

*because your door deserves something a little special.*

Whether you're into sleek and minimal or ornate and intricate, your door glass can make just as much of a statement as the door itself. With around 20 decorative glass designs to choose from, you can add a little extra sparkle, a lot more privacy, or just that perfect finishing touch.

All of our glass options are available across our full glazed door range—so no matter the style you love, you'll find a design that fits.




**Next step is to choose your hardware**

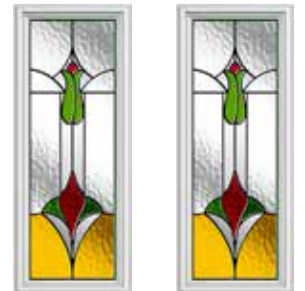





# The Beaumont

*victorian charm with a splash of colour*




Add a splash of vintage charm to your door with the Beaumont, a glass design inspired by classic Victorian styling. Bold red, yellow, and green stained glass sit beautifully against softly rippled backing glass, all tied together with blackened lead for that authentic period feel. It's a timeless choice that brings character and colour to any traditional home.



***Next step is to choose your hardware***





**COMING SOON**

# The Classic

*understated. elegant. always in style*



Sometimes less really is more. The Classic keeps things simple with crisp bevelled diamonds set into softly textured glass-clean, elegant, and effortlessly stylish. It's a design that never dates, making it a favourite for all kinds of homes, from cosy cottages to sleek new builds. No fuss, just timeless charm.




***Next step is to choose your hardware***

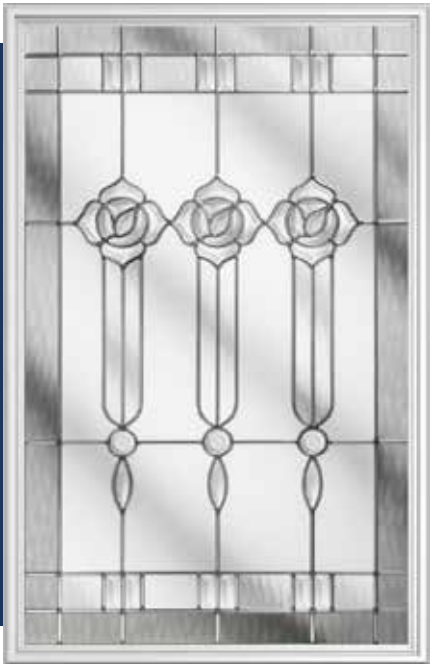


# Crystal Flowers

*traditional elegance with a sparkle of charm*



Taking its cue from the Arts and Crafts movement, Crystal Flowers brings together softly textured etched glass, delicate bevel detailing, and a beautiful floral centrepiece. Designed to catch the light and turn heads, it's a timeless style that feels right at home in both classic and contemporary spaces.

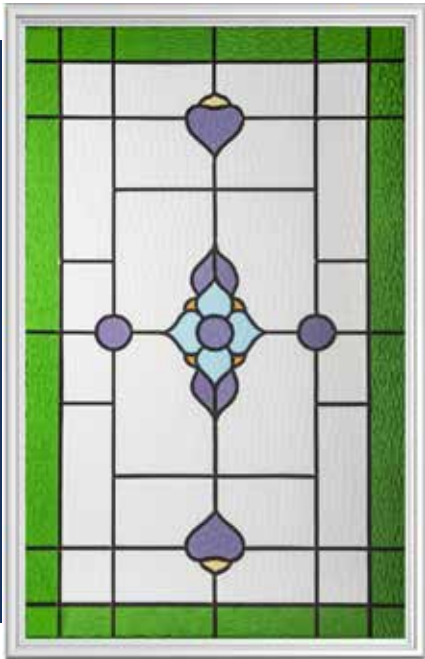


***Next step is to choose your hardware***

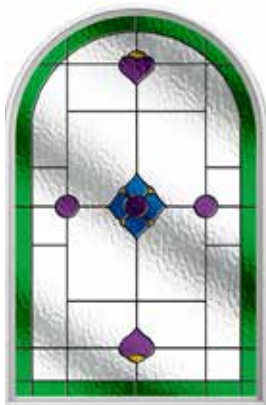
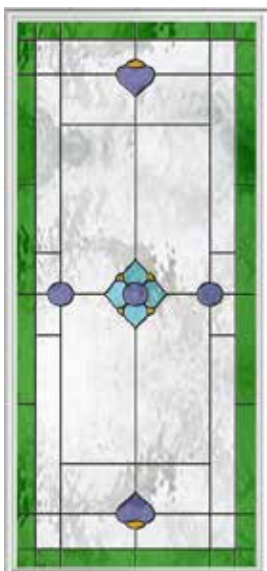
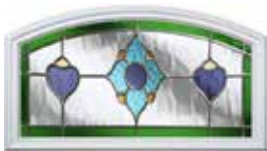
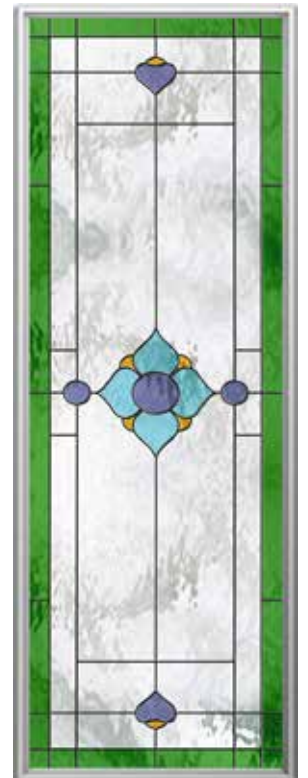


# The Dorchester

*vintage vibes with modern-day performance*



A nod to the classic Victorian lead light, Dorchester uses richly coloured Spectrum Glass and blackened lead to create a truly eye-catching design. Traditional in style but built for today's homes, it gives you all the charm of heritage glazing without compromising on warmth or efficiency.



***Next step is to choose your hardware***




# Elegance

*a little luxury, a lot of style*



For those who love the finer things (but keep it effortless), Elegance brings a soft, sweeping design that feels both classic and current. Think graceful curves, thoughtful detailing, and just the right amount of drama. It's bold in the quietest way - and a best seller for a reason.



***Next step is to choose your hardware***



# Kensington

*sharp, clean and seriously good-looking*

Kensington keeps things cool and contemporary. It's fully etched for privacy, but with a bold clear border that runs right to the edge - like a suit with a really good trim. It's smart, it's confident, and it makes any entrance look just that little bit more polished.



***Next step is to choose your hardware***



# Murano

*a little bit fancy, a whole lot fabulous*




Who says a door can't have attitude? Murano struts onto the scene with stylish swirls, sharp lines and a pop of colour that says, "look at me." Inspired by Italian design but made for British kerb sides, it's available in five juicy colour options to match your mood (and your door).



***Next step is to choose your hardware***





**COMING SOON**

# Simplicity

*quietly confident*



It's all about balance. Frosted glass for a bit of mystery, bevelled and textured details to keep things interesting, and crisp lead lines that says, "I've got style - I just don't need to shout about it." Simplicity might keep things subtle, but boring? Never.



***Next step is to choose your hardware***





# Victorian

*timeless elegance, with a little twist*



This one's a true classic. Victorian gives you that lovely etched finish, but adds a slim clear border set just inside the edge - like a picture frame for your front door. It's subtle, stylish, and adds a dash of heritage charm without feeling old-fashioned. Perfect if you're into vintage vibes but still want things looking crisp and current.



***Next step is to choose your hardware***

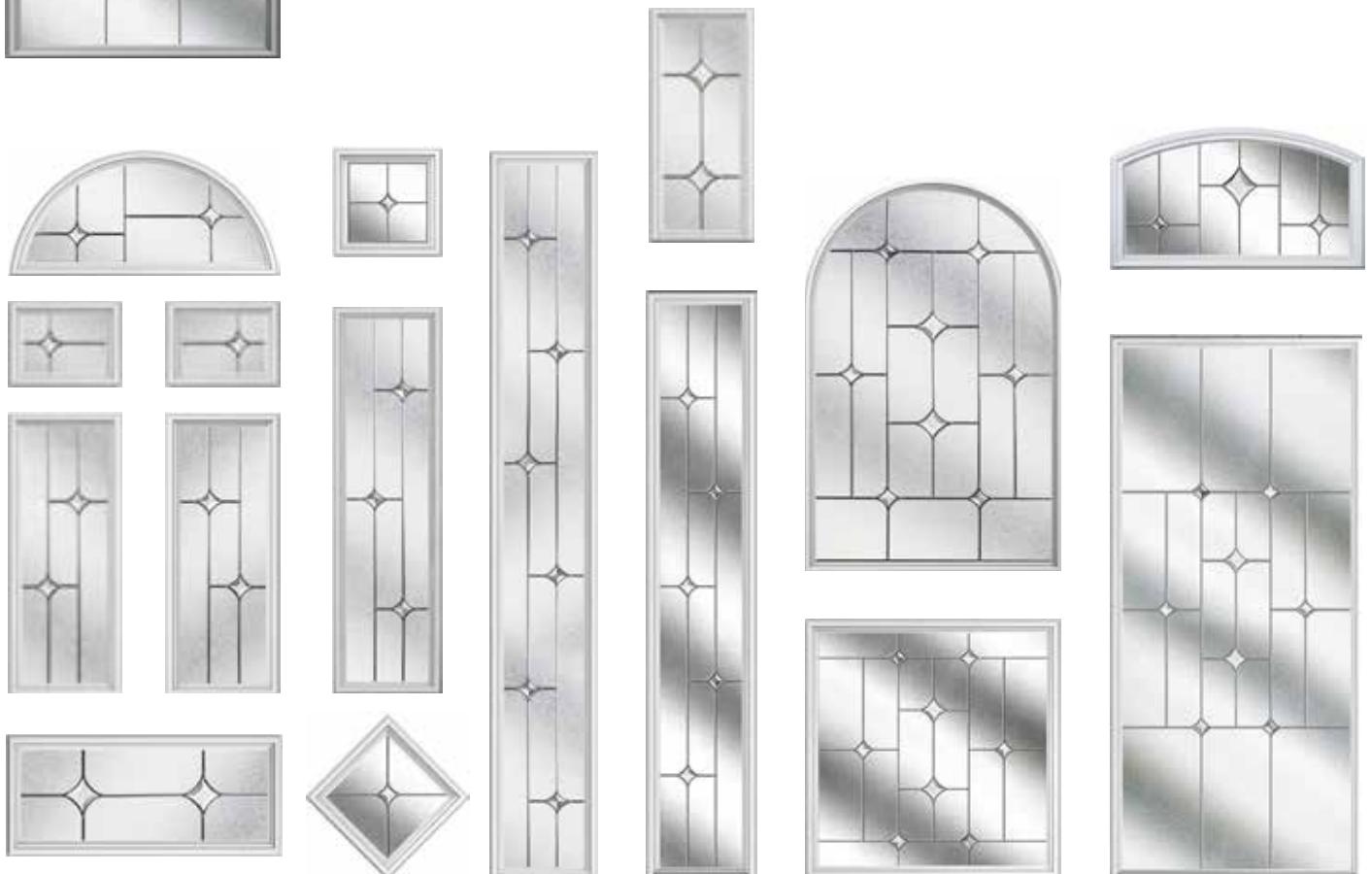



# Zinc Art Star

*a little star power never hurt anyone.*



Zinc Art Star doesn't scream for attention - it just quietly steals the show. With its glinting bevels and cool lead lines, it's got that low-key glam thing going on. Think less sequins, more designer shades and a raised eyebrow. Effortlessly stylish. Undeniably cool.



***Next step is to choose your hardware***





# The Etch Collection

*simple style, done right*

Subtle, stylish and effortlessly classy – our etched glass range brings a touch of refinement to any door. From the soft lines of Holborn (Top Left) to the timeless detail of Mayfair (Top Right), the geometric charm of Spitalfields (Bottom Left), and the playful buzz of Worker Bee (Bottom Right), each design has its own character, but all share that frosted, high-end finish that lets the light in while keeping prying eyes out. Perfect for homes that want privacy without sacrificing personality.



**Next step is to choose your hardware**



# Letters and Numbers

*your door. your digits. your vibe.*

Want to make your door truly yours? Our Letters & Numbers Collection lets you add that personal touch with a choice of three etched styles – Full Etch, Kensington Border, or Victorian Border – and three classic fonts to match. It's the perfect way to show off your house number or name without shouting about it.

Ready to create yours? Just follow these two simple steps...

## 1 choose your background



*full etched*



*kensington*



*victorian*

## 2 choose your typeface

**Bodoni**

ABCDEFGHIJKLMNOPQRSTUVWXYZ

abcdefghijklmnopqrstuvwxyz

0123456789

**Franklin**

ABCDEFGHIJKLMNOPQRSTUVWXYZ

abcdefghijklmnopqrstuvwxyz

0123456789

**Dekar**

ABCDEFGHIJKLMNOPQRSTUVWXYZ

abcdefghijklmnopqrstuvwxyz

0123456789

***Next step is to choose your hardware***





# Go on then — give it the wow factor

Right then, you've picked your perfect door, dialled in your colour, and found your dream glass. But before you swan off feeling all smug — there's one last step that can make all the difference...

## ...Hardware.

The jewellery of the door world. The bit that can shout "look at me" or whisper "I've got taste." Understated or eye-catching, traditional or modern — this is where your door gets to show off a little.

We've got three smashing suites to suit your vibe:

**The Standard Range** – It's the classic look that never goes out of style. White or black powder-coated for that clean finish, or level it up with polished chrome, satin chrome or gold (all stainless steel based, so they're not just a pretty face). Choose from levers, pads, ponytail knockers, spy holes and tidy letter plates. Simple. Stylish. Sorted.

**The Heritage Range** – For those that love a bit of old-school character. Think Avon and cottage-style levers, monkey tails, chunky ring knockers, pyramid studs and faux hinges. All hand crafted by From the Anvil in pewter or black. It's period drama energy with none of the drama.



**The Modern Range** – Clean lines, satin chrome, bar handles that mean business. If your door's all about that sleek, architectural vibe, this is the finishing touch it's been waiting for. Letter plates and escutcheons complete the look — it's minimalism, but make it bold.

So go ahead, make it yours. Because while we're not saying the hardware has to be the main event... it absolutely could be.



# Standard Hardware

Our standard range might be called "standard", but there's nothing basic about it. With trusted Dynamic handles in a choice of polished chrome, gold, satin chrome, black or white, you've got solid style with serious reliability. Choose from classic lever handles or finger pull escutcheons, add a traditional knocker or spyhole, and pop in a matching letter plate while you're at it. Clean lines, crisp finishes, and no faff. Just what you need to keep things looking sharp.




**Now you can get your quote**

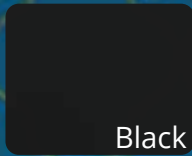


# Heritage Hardware

If your home leans a little more 'country manor' than 'city pad', our heritage hardware from From The Anvil brings all the character with none of the compromise. Think monkey tail and cottage-style handles in authentic black or pewter, chunky knockers with serious presence, plus studs and faux hinge straps for that extra bit of wow. Pair it with our traditional door styles and suddenly your entrance looks like it belongs on a period drama (in a good way).



Pewter



Black




Ring Knocker



Shakespeare Knocker



Letter Plate



Finger Pull



Pull Knob



Monkey Tail Lever

Avon Lever

Cottage Lever

Door Studs

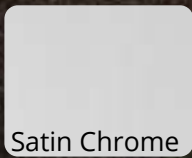


*Now you can get your quote*



# Modern Hardware

Want your door to say "I've arrived"? Our modern hardware range is here for it. All finished in smart stainless satin chrome, these statement pieces look the business on bold contemporary styles. We're talking bar handles in multiple sizes, minimal escutcheons, and slimline letter plates – perfect partners for our automatic locking systems like the Winkhaus AV4. Clean, confident and a little bit smug (just like your new front door).




Satin Chrome



Door Knocker




Numerals



Escutcheon & Pull Combo



Letter Plate



Round Bar 400 | 600 | 900 | 1200 | 1500 | 1800mm



Square Bar 900 | 1200 | 1500 | 1800mm



Pull Knob



Escutcheons

**Now you can get your quote**



# The smartest part of your door? This.

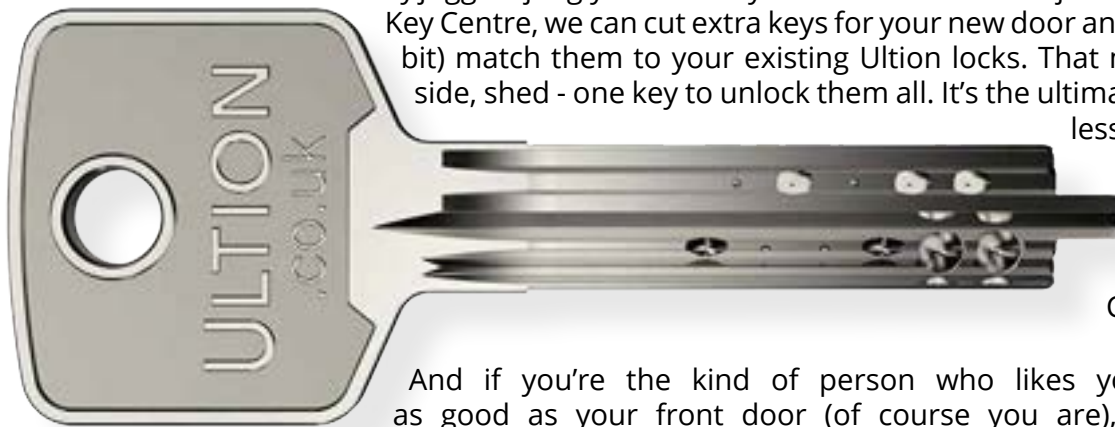
You've got the looks—now it's time to add the brains. The Ultion Nuki smart lock by Brisant Secure is the cleverest way to lock (and unlock) your new door. Whether you're out for a dog walk or mid-sofa slump, you can control your door from your phone, with your voice, or even hands-free as you stroll up. Fancy.

Fully connected with built-in Wi-Fi, compatible with Alexa, Google, Apple and even Matter (for the techy types), it's sleek, secure, and seriously smart. It can even be added to your door later—so no pressure if you're still warming up to the idea.

*Key? Optional. Style? Mandatory.*



## One Key to Rule Them All



Why juggle a jangly mess of keys when one can do the job? As an official Ultion Key Centre, we can cut extra keys for your new door and (here's the clever bit) match them to your existing Ultion locks. That means front, back, side, shed - one key to unlock them all. It's the ultimate in convenience, less pocket bulk, and fewer "which key is it again?" moments.

Clever, eh?

And if you're the kind of person who likes your keys to look as good as your front door (of course you are), meet the Ultion KeyCap. It's a colourful little number that slides over your Ultion key, giving it a softer feel and a style boost — because why not match your keys to your door?

Want to take it up a notch? Add the KeyLight — a clever torch attachment for late-night fumbles — or the KeyTag, which links to your phone so you can track down your keys when they inevitably vanish down the side of the sofa. It's like giving your key a personality... and a bit of techy swagger.



# Frame it like you mean it

Think your door's the star of the show? Wait 'til you give it a supporting cast. Add top lights, side panels, arches - or go all in and create a full entrance that seriously turns heads. Side panels come in PVCu or colour-matched composite to match your door perfectly (we're all about that seamless look). Want the same glass in your side or top panels? You got it. We're the only ones who'll do it.

And because good looks need a strong backbone, we use a clever 20mm thermally broken aluminium coupler to keep everything solid and sturdy. So your grand entrance won't just look incredible - it'll stay that way too.



# Thresholds

*small detail, big difference.*

Our aluminium threshold might not be the flashiest part of your door, but it's doing some serious heavy lifting - standing up to muddy boots, clunky prams, and the occasional overenthusiastic delivery drop without a fuss. It's slimmer too, helping reduce the step up into your home for easier access (and fewer toe stubs).

We fit a 44mm aluminium threshold as standard, but if you need something even lower, we've got a 25mm option that can be paired with a ramp - perfect for wheelchair users or those wanting the smoothest of entrances. Prefer PVC? No problem - we offer 56mm and 72mm PVC thresholds too, if that's more your thing.



## Door handle positions



Doors with our standard lever operated locking system has its key position central to the door.



Doors with no lever handle, such as our modern bar handles use the AV4 automatic locking system which also has its key position central to the door.



Doors with our heritage rim latch locking system has its key position higher, around two thirds up the door.



French doors with lever handle operation has its key position central to the door




French doors with no lever handle uses the AV4 Grand entrance suite. The main door will have a central key position, while the secondary door has a concealed thumb lever only accessible when the main door is open.



Stable doors have two key positions. The first, with the main handle on the upper door and the second with only a thumb turn on the lower door, both use the same key.

# Double the fun or split the difference?

Whether you're after countryside charm or double-door drama, we've got options that'll make your front (or back) door a total show stopper. Love the laid-back, rustic feel? Almost all of our door styles can be transformed into a stable door - ideal for keeping pets and toddlers in (or out), while still letting the breeze roll through. Just look for the  icon to see which styles are stable-ready.



## ***Fancy a bit of French?***

Let in the light and step up the style - our French doors are the perfect way to make your garden feel like part of the house (or your house feel like it belongs in a lifestyle magazine).

Whether you're going for a classic country look or something sleek and contemporary, all of our composite door styles are available as French doors. That means you don't have to compromise on design just to get a double opening - you get the best of both worlds: bold looks and brilliant practicality.

You can keep things traditional with a single handle, add a second for balance, or go full modern with bar handles and our Winkhaus AV4 auto-lock system - no key turning, just close the door and it locks itself. Très chic.

Perfect for patios, garden rooms or just a bit of everyday drama, our French doors aren't just double the size - they're double the impact.



# SIZE MATTERS

*and we do all shapes and sizes.*

Whether your door needs to make a grand entrance or just sneak in quietly through a snug little space, we've got you. From tall and towering to neat and petite, we'll build your door to fit like a glove.


Our standard frame sizes range from a minimum width of **854mm<sup>1</sup>** to a maximum of 1024mm. Heights? Those vary too — check the handy table below for all the ins and outs.

	Standard Door	Short Door	
	Minimum Height	Minimum Height <sup>1</sup>	Maximum Height <sup>2</sup>
72mm Threshold	1964mm	1778mm	2174mm
56mm Threshold	1948mm	1758mm	2154mm
AM3-70 Threshold	1928mm	1742mm	2138mm

Got a space that's not just narrow, but vertically challenged too? Well, we have a cheeky little range of extra-small composite doors made for the quirkiest openings. Short, skinny, and seriously good looking. Want to know more, just give us a call.

<sup>1</sup> Smaller doors can be manufactured using designs bespoke to Prior Products. <sup>2</sup> Taller doors can have glazed top lights

 Prior Products Ltd  
Bird Industrial Park  
Station Road  
Long Marston  
Stratford-upon-Avon  
Warwickshire  
CV37 8RP

 01789 720 222


 [sales@priorproducts.co.uk](mailto:sales@priorproducts.co.uk)

 [www.priorproducts.co.uk](http://www.priorproducts.co.uk)

 /PriorProductsLtd

 /PriorProducts1

 /PriorProductsLtd

 [vest.huddling.quack](https://www.youtube.com/channel/UCvst.huddling.quack)