

A PARENT HANDBOOK

Helping Your Child Succeed in Cambridge YLE Exams

*Supporting children preparing for
Starters, Movers, and Flyers*

SPARK
ENGLISH CENTER

Welcome

At Spark, we believe that language learning is a partnership. Teachers guide students through structured lessons, skill development, and exam preparation. But one of the most powerful influences on a child's success is the support they receive at home.

Children do not need parents to be English teachers. What they need is:



Encouragement

Celebrate effort and progress, not perfection



Opportunities to Practice

Simple daily interactions in English



Positive Experiences

Fun, relaxed exposure to the language



Even 10-15 minutes of daily support at home can significantly improve a child's progress.

What Are Cambridge YLE Exams?

The Cambridge Young Learners English exams are internationally recognized English tests designed specifically for children. They focus on communication skills, not memorization.

YLE exams are designed to:

- ✔ Motivate children to learn English
- ✔ Build confidence in real communication
- ✔ Measure progress across four language skills
- ✔ Provide internationally recognized certification



Children do not pass or fail. They receive shields (1-5) showing their level of achievement in each skill.

The Three YLE Levels

Starters

Ages 6-8

Recognize basic words
Understand simple instructions
Answer very simple questions

*What is your name?
What color is the dog?*

Movers

Ages 8-10

Read short texts
Write simple sentences
Talk about familiar topics

*What do you like to eat?
Tell me about your school.*

Flyers

Ages 9-12

Understand longer conversations
Write short paragraphs
Express opinions

*What do you like to do
on weekends?*

Learning Path: Starters → Movers → Flyers → KET (A2) → PET → FCE

How Children Learn English

Children learn languages differently from adults. They learn through exposure, repetition, and interaction, not grammar rules and memorization.

The Spark Language Learning Cycle



Why Mistakes Are Important

Child says: "I goed to the park." This shows the child understands past tense patterns, even if the verb is wrong. Instead of correcting, respond naturally: "Oh, you went to the park? That sounds fun!" Children improve through practice and exposure over time.

Supporting Listening Skills

Listening is the first language skill children develop. The more English children hear, the more comfortable they become with its sounds and patterns.

Point and Show Game

Give simple instructions: "Point to the chair." "Point to something blue." Increase difficulty over time.

Picture Listening

Show a picture and give instructions: "Find the cat." "Find the boy with the hat." Uses books or magazines.

Short Story Listening

Listen to a story, then ask: "Who was in the story?" "What happened first?" Builds comprehension.

Listening for Key Words

Say a sentence: "The dog is under the table." Ask: "Where is the dog?" Trains focus on key info.

YLE Listening Test: matching pictures to words, following instructions, identifying details in short dialogues



Supporting Speaking Skills

The Speaking Development Ladder

1. Single words

Dog / Book / Red

2. Short phrases

Red ball / Big dog

3. Simple sentences

The dog is big.

4. Short conversations

*What do you like? I
like apples.
On weekends I
play
football
with
friends.*

5. Extended speaking

Daily Speaking Questions

Morning

What day is it? What is the weather like?

After school

What did you learn today?

Dinner

What food do you like / not like?

Bedtime

What was the best part of your day?

When your child makes a mistake, respond naturally:

Child: "I go park yesterday."





You: "Oh, you went to the park? That sounds fun!"

Supporting Reading and Writing

Reading

Reading is one of the most powerful ways children improve their English. Through reading, students learn vocabulary, sentence structure, grammar patterns, and spelling.

Home Activities

-  Read together: parent reads one sentence, child reads the next
-  Use the Five Word Rule: if 5+ unknown words per page, too hard
-  Picture Prediction: look at pictures first, guess the story
-  After reading, ask: Who? Where? What happened?



Tip: Focus on ideas first, corrections second. Too much correction reduces confidence.

Writing

Writing is the most challenging skill for young learners. It requires vocabulary, grammar, and spelling all at once. Keep writing activities short: 5-10 minutes.

Writing Prompts by Level

Starters

Write three animal words: cat / dog / fish

Movers








Write 3 sentences about your favorite food

Flyers

Write 5 sentences about your weekend

The Spark Home Learning System

Children need consistent exposure and regular practice. 15-20 minutes of English each day can significantly improve progress.

 Monday	Vocabulary	Review 10-15 words, flashcards, use in sentences
 Tuesday	Reading	Read a short story together, ask comprehension Qs
 Wednesday	Speaking	Simple conversations about school, favorites, life
 Thursday	Writing	Short writing tasks matched to YLE level
 Friday	Listening	Short English videos or stories, then discuss
 Saturday	English Game	Describe and Guess, word categories, fun activities
 Sunday	Family Talk	Open conversation: best part of the week, reflections

Parent Checklists by YLE Level

Starters

- ✓ Recognize common animals
- ✓ Understand simple instructions
- ✓ Answer basic personal questions
- ✓ Read very simple sentences
- ✓ Write short words

Movers

- ✓ Understand short conversations
- ✓ Read short stories
- ✓ Write simple sentences
- ✓ Describe pictures
- ✓ Answer questions about their life

Flyers

- ✓ Understand longer listening passages
- ✓ Read paragraphs and short stories
- ✓ Write short paragraphs
- ✓ Explain their opinions
- ✓ Prepare for KET (A2)

Speaking Practice Questions

Parents can practice these exam-style questions at home. Regular conversation helps children become comfortable.

Starters

What is your name?

How old are you?

What color is the ball?

What is this? (point to picture)

Movers

What is the boy doing?

What food do you like?

Tell me about your school.

Do you like animals? Why?

Flyers

What do you like to do on weekends?

Tell me about your best friend.

What sport do you enjoy and why?

What did you do last weekend?



Speaking Game: Describe and Guess

"It is yellow and long." → "A banana!" "It is very big with a long nose." → "An elephant!"

Three-Month Exam Preparation Plan

3 MONTHS BEFORE

Build Language Skills

- ✓ Regular reading practice
- ✓ Vocabulary review
- ✓ Daily speaking practice
- ✓ Follow the Spark Family English Plan
- ✓ Focus on general language, not exam tasks

1 MONTH BEFORE

Practice Exam Tasks

- ✓ Picture descriptions
- ✓ Speaking practice questions
- ✓ Review common vocabulary themes
- ✓ Animals, food, clothing, school, sports
- ✓ Spark mock exam activities

1 WEEK BEFORE

Build Confidence

- ✓ Review vocab through games
- ✓ Practice simple speaking Qs
- ✓ Read short stories together
- ✓ No new or difficult material
- ✓ Focus on confidence and relaxation

Motivation and Exam Day

Keeping Children Motivated

Celebrate Progress

Praise finishing a book, learning new words, speaking confidently

Make Learning Fun

Use games, stories, and interactive activities

Avoid Too Much Pressure

Language learning is a long-term process. Encourage effort.

Praise Effort, Not Perfection

"I'm proud of how hard you tried."



Say: "Just do your best."

"This exam shows how much you've learned."

Exam Day Guide

NIGHT BEFORE

- ✓ Get enough sleep
- ✓ Prepare materials
- ✓ No last-minute studying

MORNING

- ✓ Calm routine, healthy breakfast
- ✓ Say: "Have fun and do your best."

AFTER

Celebrate your child's effort. Completing the exam is an achievement regardless of the result.

The Spark Partnership

Spark teachers and parents work together to support students. When these elements combine, children develop strong language skills and confidence.

Spark Provides

- ✔ Structured lessons
- ✔ Expert instruction
- ✔ Guided exam preparation
- ✔ Feedback on student progress
- ✔ Vocabulary and grammar development

Parents Provide

- ✔ Encouragement and positivity
- ✔ Practice opportunities at home
- ✔ A supportive, low-pressure environment
- ✔ Consistent daily English exposure
- ✔ Celebration of effort and progress

Consistency is more important than intensity. 10 minutes daily beats 1 hour weekly.

Helping Your Child Succeed in Cambridge YLE Exams

Helping your child learn English does not require perfect English. What matters most is:

Encouragement

Regular Practice

Positive Experiences

SPARK

ENGLISH CENTER

ESL | IB English | Phonics | IELTS

Book your free assessment at sparkvn.com

© 2026 Spark English Center Vietnam. This guide may be freely shared for non-commercial purposes.

All information provided in good faith. Always verify current details directly with Spark.