

Phase 2 Phonics Parent Workbook

Build Early Reading Skills at Home



Creating

Simple & Effective Lessons *at home*

SPARK

Welcome to Spark English

This is not a typical worksheet pack. This is a guided system designed to help you create and teach your child to read at home — using the same structured approach our professional educators use.

- ✓ Clear steps
- ✓ Short daily routines
- ✓ Real reading progress

What Your Child Will Learn

Your child will be able to:

- ✓ Recognize core letter sounds
- ✓ Blend sounds to read simple words
- ✓ Segment words to spell
- ✓ Read basic sentences with confidence

How to Use This Workbook

Keep it simple and consistent:

- 10–15 minutes per session
- 4–5 days per week
- Repeat activities (this is KEY)

Each session follows: Teach (5 minutes) → Practice (5 minutes) → Apply (5 minutes)

Example Practice Page

These activities align with early literacy standards:

- Phonemic awareness
- Phonics and decoding
- Vocabulary development
- Writing and sentence construction

1. Listening & Sound Discrimination (Phonemic Awareness)

Parent says a sound: /a/

Circle the correct sound: s a t

Skill: Identifying and distinguishing sounds

2. Blending to Read (Phonics & Decoding)

Read the sounds and blend:

s a t → _____

p i n → _____

Skill: Decoding CVC words

3. Segmenting for Spelling (Phonemic Awareness + Writing)

Listen to the word: "tap"

Write the sounds you hear:

Skill: Breaking words into phonemes

4. Word Meaning Connection (Vocabulary Development)

Match the word to the correct picture or meaning:

cat → _____

dog → _____

Skill: Connecting words to meaning

5. Guided Sentence Reading (Fluency)

Read:

The cat sat.

Support:

- Point to each word
- Blend unfamiliar words

Skill: Developing reading fluency

6. Sentence Building (Writing Development)

Use the words to write a sentence:

cat / sat / mat

Skill: Constructing simple sentences

TRICKY WORDS

Teach by sight: a • the • I • no • go • to

Practice:

Circle "the": The dog is on the mat.

MINI READING PRACTICE

Story 1. Sam sat. Sam is at a mat.

Story 2: The dog is on a log.

WRITING PRACTICE

Build a sentence: cat / sat / mat

LEARNING GAMES

Sound Hunt

Find objects that start with /s/

Robot Talk

c-a-t → cat

Flash Speed

Quick word reading

PARENT SUCCESS GUIDE

Do This:

- ✓ Go slow
- ✓ Repeat often
- ✓ Use sound-by-sound reading

Avoid This:

- ✗ Guessing words
- ✗ Skipping sounds

HOW YOU KNOW IT'S WORKING

Your child can:

- ✓ Blend 3 sounds
- ✓ Read simple words
- ✓ Write basic CVC words

NEED MORE?

At Spark, we go beyond worksheets. We help students:

- ✓ Build real reading confidence
- ✓ Master phonics step-by-step
- ✓ Develop strong writing skills early

Book a Trial Class

A Step-by-Step System

Get a Free Assessment

SPARK

CORE DAILY ROUTINE

1. Teach the Sound (2 minutes)

Say: "This is the sound /s/. Say /s/."

✓ Keep sounds pure (no "uh")

✓ Short and clear

2. Oral Blending (No letters yet)

Say: "sss... aaa... t"

Ask: "What word?"

Child: sat

3. Blend with Letters

Show: s a t

Say together: "sss – aaa – t → sat"

4. Segment to Spell

Say: "Spell 'sat'"

Child says sounds → writes letters

5. Read a Sentence

Example: The cat sat.

3-WEEK SOUND PLAN

Week 1: s, a, t, p

Example Words: sat, pat, tap

Week 2: i, n, m, d

Example Words: pin, nap, man

Week 3: g, o, c, k

Example Words: dog, cot, kit

WEEK 1 (s, a, t, p)

DAY 1 - SOUND FOCUS: s, a

Trace:



Circle the sounds:

s

a

t

p

s

a

Blend:

s a

a s

Sound Boxes: sat

[s]

[a]

[t]

Read: sat at as

Write:


s a t _____

a t _____

a s _____

Read the Sentence: The cat sat.

DAY 2 - SOUND FOCUS: t, p

Trace:**Circle the sounds:**

p

a

s

t

s

a

Blend:

t a

p a

Sound Boxes: tap

[t]

[a]

[p]

Read: sat pat tap

Write:

pat _____

sat _____

tap _____

Read the Sentence: Tap pat sat.

DAY 3 - Review S A T P

Trace:

S S S S S

a a a a a

t t t t t

p p p p p

Blend:

t a p

a t

p a t

s a t

Read: sat pat tap at

Circle real words: sat sap tap tas

Write:

pat

sat

tap

at

DAY 4 - Apply

Match:

cat →



pat →



Trace:

s s s s s

a a a a a

t t t t t

p p p p p

Write:

a t _____

s a t _____

DAY 5 - Mastery

Trace:

s s s s s

a a a a a

t t t t t

p p p p p

Blend:

t a p

a t

p a t

s a t


Read the Sentence: The cat sat.

Circle real words: sat sap tap tas

Write 3 words:

WEEK 2 (i, n, m, d)

Day 1 - i, n

Trace:**Circle the sounds:**

n a t

p s i

Blend:

in

na

Sound Boxes: pin

[p] [i] [n]

Read: pin sit nat

Write:

n i t _____

s i t _____

p i t _____

Read the Sentence: Pat the pin.

Day 2 - m, d

Trace:

m m m m m

d d d d d

Circle the sounds:

n d i

m s t

Blend:

dim

mid

Sound Boxes: mad [m] [a] [d]**Read:** mit tad dam**Write:**

m a p

m a n

m a d

Read the Sentence: The man is in.

DAY 3 - Review i, n, m, d

Trace:

i i i i i

n n n n n

m m m m m

d d d d d

Blend:

m a p

m a t

n i p

d i p

Read: sad mad nap dip

Circle real words: mas sap mad pan

Write:

dip _____

pad _____

mat _____

nap _____

DAY 4 - Apply

Match:
mad →



nap →



Trace:



Write:

mat



pan



DAY 5 - Mastery

Trace:

i i i i i

n n n n n

m m m m m

d d d d d

Blend:

m a d

n a t

n a p

t a p

Read the Sentence: The mad man sat on a mat.

Circle real words: nas tap man pat

Write 3 words:

WEEK 3 (g, o, c, k)

DAY 1 - g, o

Trace:**Circle the sounds:**

g a h

m s o

Blend:

pig

sop

Sound Boxes: got

[g]

[o]

[t]

Read: log nag nog

Write:

dog _____

pig _____

not _____

Read the Sentence: Tom sat on a pig.

DAY 2 - c, k

Trace:**Circle the sounds:**

k o g

a i c

Blend:

cat

kid

Sound Boxes: kit [k] [i] [t]**Read:** cog cap kim

Write:

cap _____

mic _____

it _____

Read the Sentence: The cat sat on a mat.

DAY 3 - Review g, o, c, k

Trace:

g g g g g g

o o o o o

c c c c c c

k k k k k

Blend:

c o g

k i t

g o t

c a t

Read: tic got mad man

Circle real words: gos map kap pat

Write:

g o t

c o t

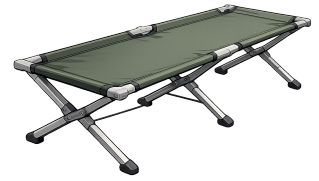
c a p

n a p

DAY 4 -g, o, c, k

Match:

cot →



kit →



Trace:



Write:

cap



kit



DAY 5 - Mastery

Trace:

g g g g g g

o o o o o

c c c c c c

k k k k k

Blend:

g o t c a t t a g c a p

Read the Sentence: The mad man sat on a mat.**Circle real words: tas cak can tap**

Write 3 words:

Read the sentence: The dog is on a lap.