



Speaker hood form



1.- Overall dimensions of the spa

A: _____

B: _____



2.- Speaker front and back height

C: _____

D: _____



3.- Distance between speakers


E: _____

*If spa only have one corner with a speaker please fill #4, if one or more speakers are present on the spa please fill # 5



4.- Distance from one corner of the spa to where the speaker starts

F: _____



5.- Distance from speaker to speaker

G: _____




6.- Size of the speaker

H: _____



7.- Length of the outside of the speaker

I: _____




8.- Distance of the speaker sides

J: _____

K: _____

9.- Radius of the back of the speaker

L: _____



10.- Distance from the edge of the spa to where the speaker starts

M: _____

N: _____



**11.- Distance from edge of the spa
to inside edge of speaker**

O: _____