


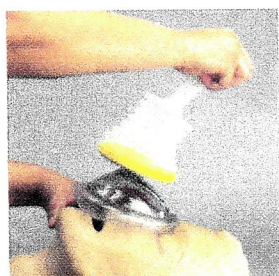
**LIFEVAC**

INSTRUCTIONS FOR USE

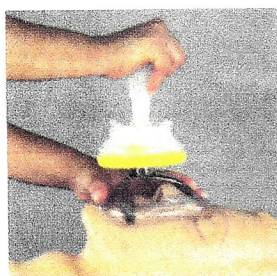
FOLLOW CURRENT CHOKING PROTOCOL AND DIAL 911



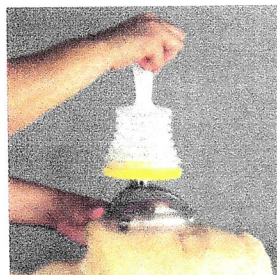
Insert mask into the unit with a firm twisting motion while applying pressure. **Make sure that you check mask to ensure it's attached to the unit. The stem of the mask DOES NOT need to be completely inserted into the unit.**



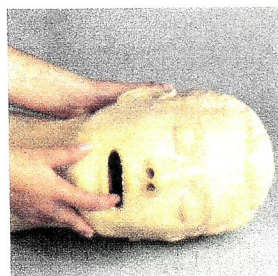
Place mask over nose and mouth, **holding chin upwards. MASK MUST BE HELD FIRMLY OVER NOSE AND MOUTH WITH HAND.**



Holding mask in place with one hand and chin held upwards, push handle down with other hand to compress unit.



Once handle is depressed, **pull handle upward with a short, SWIFT tug while holding mask firmly in place.**



Roll person on side and sweep the mouth to clear any debris. **Also check unit for debris. Repeat steps as necessary. If LifeVac is used refer to the Information Page Literature (Indications For Use) section for additional action.**



IF NO SPONTANEOUS RESPIRATION IS NOTED, THEN RETURN TO CURRENT CHOKING PROTOCOL AND START CPR.