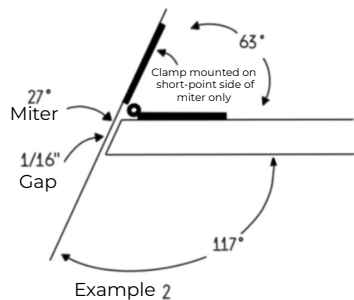
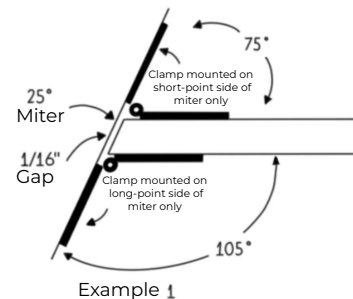
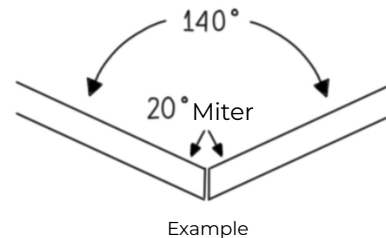


Wall Mount Option



	Dimension from long point of miter to center of 3/4" (22mm) diameter holes	
Angle	Mount to wall on short point of miter	Mount to wall on long point of miter
0° - 5°	1-1/2" (38mm)	1-1/2" (38mm)
6° - 10°	1-9/16" (40mm)	1-7/16" (37mm)
11° - 15°	1-5/8" (41mm)	1-7/16" (37mm)
16° - 20°	1-11/16" (43mm)	1-3/8" (35mm)
21° - 25°	1-3/4" (44mm)	1-3/8" (35mm)
26° - 30°	1-7/8" (48mm)	N/A
31° - 35°	1-15/16" (49mm)	N/A
36° - 40°	2-1/16" (52mm)	N/A
41° - 45°	2-3/16" (56mm)	N/A
46° - 47°	2-5/16" (59mm)	N/A
48° - 50°	2-7/16" (62mm)	N/A

Glass-to-glass Option



Angle	Dimension from long point of miter to center 3/4" (22mm) diameter holes
90° - 95°	1-7/8" (48mm)
96° - 100°	1-3/4" (44mm)
101° - 105°	1-11/16" (43mm)
106° - 110°	1-5/8" (41mm)
111° - 115°	1-5/8" (41mm)
116° - 120°	1-5/8" (41mm)
121° - 125°	1-9/16" (40mm)
126° - 130°	1-1/2" (38mm)
131° - 135°	1-1/2" (38mm)
136° - 140°	1-7/16" (37mm)
141° - 145°	1-3/8" (35mm)
146° - 150°	1-3/8" (35mm)
151° - 155°	1-5/16" (33mm)
156° - 160°	1-5/16" (33mm)
161° - 165°	1-5/16" (33mm)
166° - 170°	1-1/4" (32mm)
171° - 175°	1-1/4" (32mm)
176° - 180°	1-3/16" (30mm)

FORTEZZA
glass hardware | la qualità è la nostra

+1 (941) 225 9701 / +1 (786) 443 6131
sales@comarvalusa.com
www.comarval.com

Glass-to-glass
Adjustable Clamp