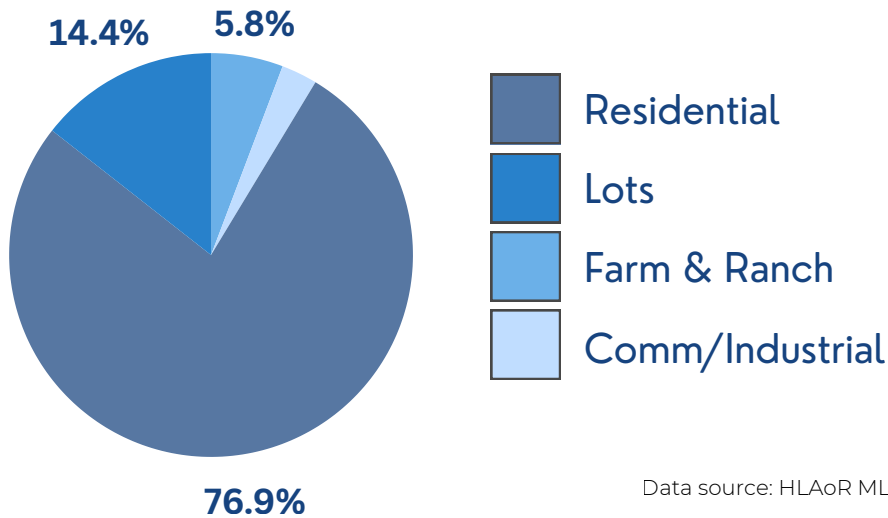
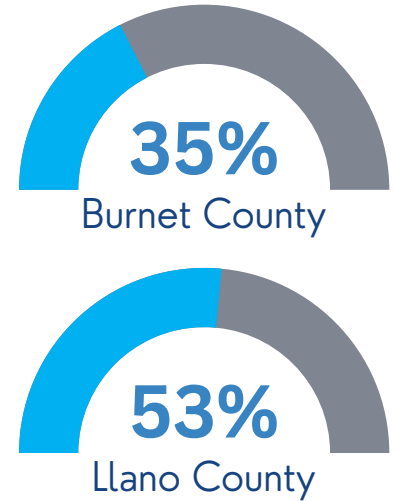




What Types of Properties Sold?



Where Did Properties Sell?



The Current Residential Market

New Listings: 184
Total Active Listings: 1587
Average List Price: \$755,351
Median List Price: \$467,500

Sold Listings: 80
Average Sold Price: \$783,874
Median Sold Price: \$504,500
Average DOM: 161

Data source: HLAoR MLS

Market Changes*

Active Listings

Total Active +18%	Avg List Price +2%
New Listings -13%	Med List Price +5%

Sold Listings

Total Sold +10%	Avg List Price -3%
Avg DOM +23%	Med List Price +13%


*Compared to last year. Residential properties only.

Data source: HLAoR MLS

Note: The information within these reports contains data from HLAoR MLS and Texas A&M Real Estate Center. As Texas A&M Real Estate Center data contains information from additional MLSs, some values may vary. As data is adjusted within the HLAoR MLS, some values reported here may not reflect the most recent information found in the MLS. For the most up-to-date information, contact a REALTOR®.



Burnet County



Median Price

\$387,500 ▼

-10.4% from last year

Days on Market

149 ▲

+37 days vs last year

Months of Inv.

11.2 ▲

+2.4 months vs last year

Data source: Texas A&M Real Estate Center

Llano County



Median Price

\$597,000 ▲

+40.5% from last year

Days on Market

170 ▲

+49 days vs last year

Months of Inv.

15.6 ▲

+4 months vs last year

Data source: Texas A&M Real Estate Center

Note: The information within these reports contains data from HLAoR MLS and Texas A&M Real Estate Center. As Texas A&M Real Estate Center data contains information from additional MLSs, some values may vary. As data is adjusted within the HLAoR MLS, some values reported here may not reflect the most recent information found in the MLS. For the most up-to-date information, contact a REALTOR®.