

Making Space for Girls

Broomfield Park, Enfield
Spring, 2024



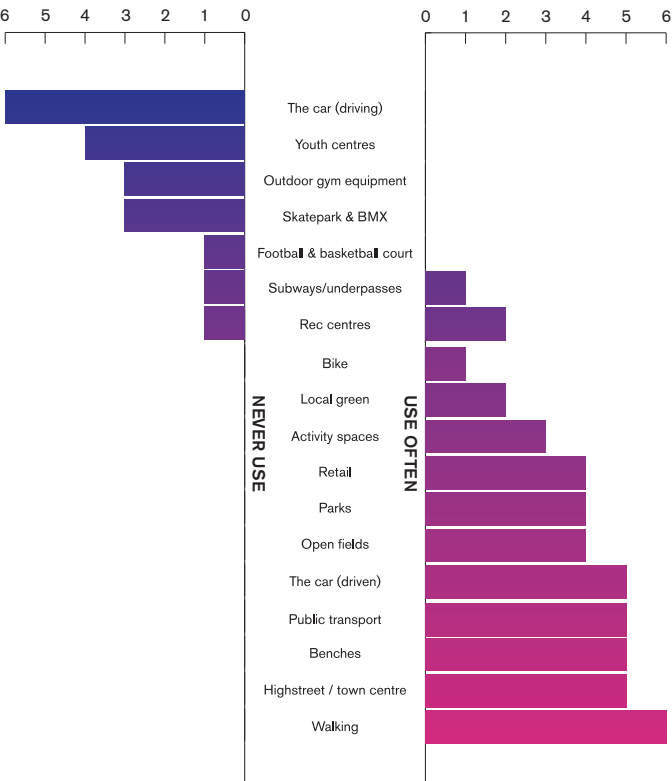
MAKING SPACE FOR GIRLS, BROOMFIELD PARK

A project commissioned by a partnership between the Friends of Broomfield Park, The Palmers Greenery Community Cafe and Enfield Council, and funded by The Palmers Greenery Community Cafe

Parks form a vital component of public life, providing the opportunity for activity, social connection, interaction with nature, and community cohesion. However, research shows that many young people do not feel welcome, comfortable or safe in public and particularly green spaces. Further research shows that there is a marked difference based on gender, with young women and gender diverse young people consequently using such spaces far less than their peers.

This project, in Broomfield Park, in the London Borough of Enfield explored with a group of local teenaged girls how to make the park a more welcoming space for girls and young women. The project was run by [Social Place](#) (engagement specialists) and [Make Space for Girls](#) (a charity which campaigns for parks and public spaces to be designed with teenage girls in mind). The project was commissioned by a partnership between the [Friends of Broomfield Park](#), [The Palmers Greenery Community Cafe](#) and Enfield Council and funded by The Palmers Greenery Community Café. The call-out for the project can be accessed [here](#). Over a series of five workshopping sessions which took place in Spring 2024 in the park and nearby, the ten participants aged 13-18 studied the way they moved around and used the green space and surrounding area, how they wished they could use it and what design improvements could contribute to their feeling more welcomed in the green space. The participants described the park as a lovely space but one in which they did not feel like teenage girls could or would linger in, and where their demographic was underprovided for. This document outlines their recommendations and proposals and summarises these into workable prompts for the creation of a space for teenage girls in the park.

Our opening survey (below) with the participants showed that the majority of them never used typical teenage provision such as play courts which the park provides, but rather wandered along their High Street and hung out on benches.



^ Survey Results for 'what spaces you use'

“It’s awkward and intimidating entering some spaces if you’re a girl... Like a basketball court”



^ Image from collaging workshop

PROPOSITIONAL MAP

A collection of ideas by local young women to design themselves into Broomfield Park



DESIGNING YOUNG WOMEN IN

Visualizations of key phrases using AI generated images distilled from participant proposals
& suggested 'phases' for delivery


"Shelter with natural elements, covered with vines and illuminated with interesting lighting, lots of seating and hammocks."

"A green space that blends into the park, the space is pink and girly, there are places to sit and net swings, there is a cafe nearby and whilst the place is visible it is also hidden."

"A green space with a structure where you can chill, do your homework and have a snack."

"Swing table for teens to sit and chill and do homework. Organic looking wooden shelter where teens can play cards and hang out with friends."


"Lots of social spaces with interesting lighting, spaces to talk with cool graffiti, and a teenage space for teen events in the evening."



PHASE ONE PROPOSAL

“A green space with a structure where you can chill, do your homework and have a snack”

The idea of shelter and seating and not recreating some of the ‘typical’ youth shelters that are often placed in green space was key, as was the idea of this being a natural place. On this page we represent an idea of space with shelter, seating inside and out, with enough space for multiple groups to inhabit; and finally including swing elements.



Here are a few companies that could deliver a prefabricated solution:

<https://handspringdesign.co.uk/>

<https://nola.se/en/>

<https://out-sider.dk/en/>

<https://www.escofet.com/en/products/urban-life/landscape-furniture/flor>

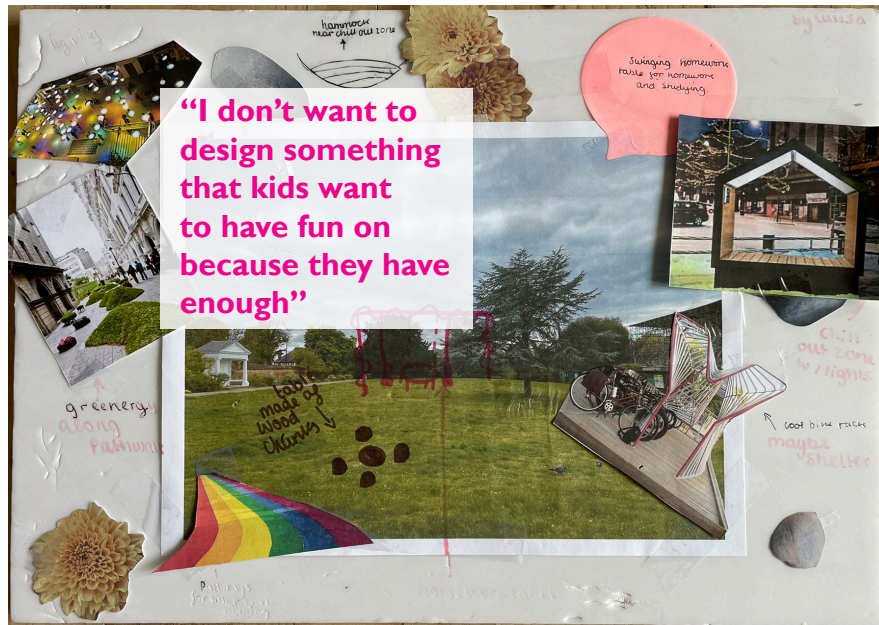
“There’s a right size of open space... feeling safe but not feeling like you’re being watched, not being policed by the older generation, not being judged by others”

APPENDIX ONE - INDIVIDUAL COLLAGES

As part of the workshop each Participant produced a collage of their visions for Broomefield Park, which are collated here:



INDIVIDUAL COLLAGES contd.



APPENDIX TWO - THE PROCESS

The workshopping processes are documented on an online board which can be accessed [here](#).

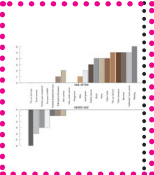
1. ZINE MAKING.
SETTING THE SCENE,
IDENTIFYING BROAD
AIMS AND HOPES FOR
THE GROUP

2. MAPPING THE PARK,
IDENTIFYING WHAT
WORKS AND DOESN'T
IN THE PARK

2. SITE WALK.
CONNECTING THE
PARK TO THEIR DAILY
LIVES, BEGINNING TO
DESIGN THEMSELVES
INTO JOURNEYS

4. COLLAGING
PROPOSALS

5. PRESENTING
IDEAS TO LOCAL
STAKEHOLDERS AND
DISTILLING KEY THEMES
AND IDEAS



SNAPSHOT
OF SURVEY
FINDINGS

Handwritten notes and sketches on a grid background, representing the 'ZINE MAKING' stage. The notes are organized into sections with headings like 'SETTING THE SCENE' and 'IDENTIFYING BROAD AIMS AND HOPES FOR THE GROUP'. There are also small drawings and diagrams interspersed with the text.

A collection of hand-drawn maps of a park area, representing the 'MAPPING THE PARK' stage. The maps show various paths, open spaces, and landmarks, with handwritten notes and color-coded areas indicating different features or issues identified during the site walk.

Handwritten notes and sketches on a grid background, representing the 'SITE WALK' stage. The notes are organized into sections with headings like 'CONNECTING THE PARK TO THEIR DAILY LIVES' and 'BEGINNING TO DESIGN THEMSELVES INTO JOURNEYS'. There are also small drawings and diagrams interspersed with the text.

A collage of various images, including photographs of park scenes, sketches of proposed structures, and handwritten notes, representing the 'COLLAGING PROPOSALS' stage. The collage is organized into sections with headings like 'PROPOSALS' and 'DESIGN THEMSELVES INTO JOURNEYS'.

A large, detailed map of the park area, representing the 'PRESENTING IDEAS TO LOCAL STAKEHOLDERS' stage. The map is overlaid with various labels and annotations, including 'wayfinding', 'lounge / social seating', 'social / homework tables', and 'shelter / calm place'. There are also small diagrams and sketches interspersed with the map.

A collection of research images and notes, representing the 'RESEARCH ON EXISTING PRODUCTS' stage. The images show various outdoor furniture and structures, with handwritten notes and annotations. The research is organized into sections with headings like 'RESEARCH ON EXISTING PRODUCTS' and 'EXPLAINED'.

A collage of various images, including photographs of park scenes, sketches of proposed structures, and handwritten notes, representing the 'USING AI. EXPLAINED' stage. The collage is organized into sections with headings like 'USING AI. EXPLAINED' and 'DESIGN THEMSELVES INTO JOURNEYS'.

USING AI. EXPLAINED

We would like to thank the Friends of Broomfield Park, The Palmers Greenery Community Cafe and Enfield Council for commissioning this work and thank The Palmers Greenery Community Cafe for supporting and funding the project.

We would also like to thank all the young people who participated in this project:

Antonina
Delara
Evie
Josephine
Leona
Lluisa
Mohini
Olivia
Rosa
Weronika

(c) Crown Copyright and database right 2024.

Authors:

Olivia Theocharides-Feldman

Julia King

Imogen Clark

for more informaton contact:

julia@julia-king.com

