



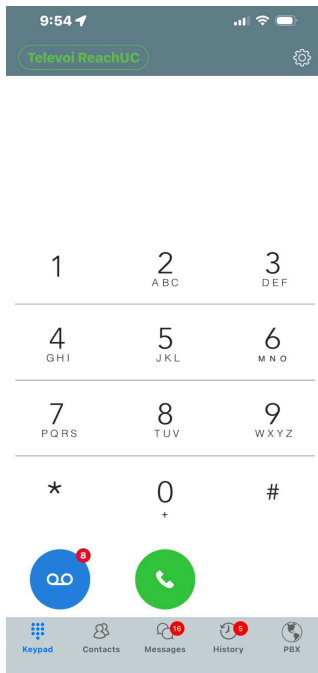
TELEVOI

ReachUC for iPhone

Table of Contents

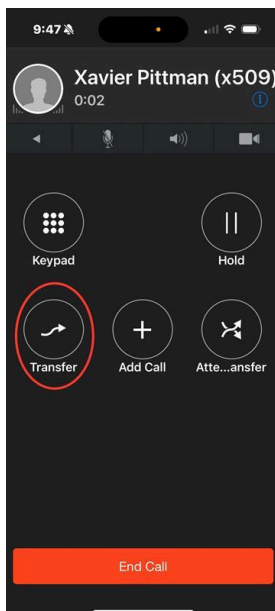
- Making a call on ReachUC- Page 2
- Transferring a call on ReachUC- Page 2
- Placing a call on hold on ReachUC- Page 3
- Muting a call on ReachUC- Page 3
- Checking your voicemail from ReachUC- Page 4

Making a call on ReachUC



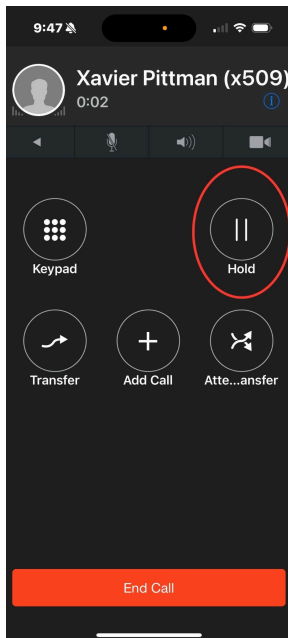
1. Enter the phone number or extension that you would like to reach.
2. Press the **green** phone icon to dial.

Transferring a call on ReachUC



1. Press the transfer button
2. Enter the extension or phone number to which you would like to transfer the call
3. Press Dial to transfer.

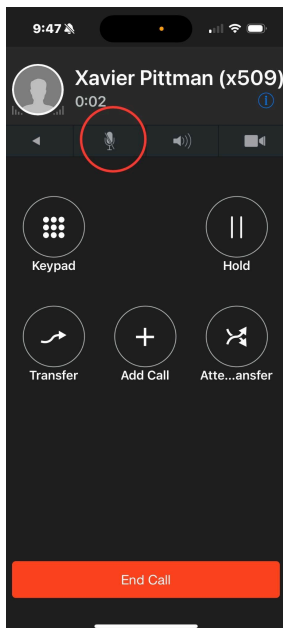
Placing a call on hold on ReachUC



1. Press the hold button.

To take the call off of hold, press the hold button again.

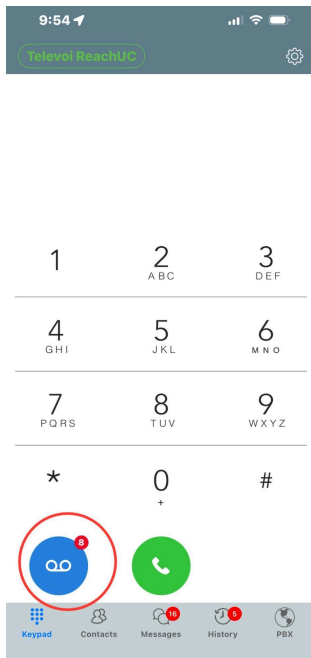
Muting a call on ReachUC



1. Press the mute button.

To unmute the call, press the mute button again.

Checking your voicemail from ReachUC



1. Press the voicemail button in the bottom left corner of the screen.
2. When prompted, enter the code to your voicemail box.

If you have any further questions, please submit a ticket at support@televoi.com or give us a call at (330) 737-1999.