



OAKWOOD DESIGNS

SPECIALIZING IN QUALITY HARDWOOD OFFICE AND FINE HOME FURNITURE

#HF55D1 | #HF55H2





CRAFTING TIMELESS QUALITY

At Oakwood Designs, craftsmanship and quality have been at the heart of our work since we began manufacturing furniture. With a passion for creating pieces that stand the test of time, we took the leap in 2018 to launch our own business, introducing the Midtown collection. This debut line showcased a diverse range of furniture, offering something special for every home.

Today, as a family-operated business located in the picturesque Southern Lebanon County, PA, we specialize in crafting high-quality hardwood office and fine home furniture that combines timeless design with durability. Our commitment to excellence extends beyond our products to provide an easy and enjoyable shopping experience. From the moment you browse our collection to the day your furniture arrives, our team is dedicated to ensuring your satisfaction with superior customer service and attention to detail.

At Oakwood Designs, we believe that every piece of furniture is more than just an addition to your home—it's an investment in comfort, style, and quality. We're here to help you create a space you'll love for years to come.

© OAKWOOD DESIGNS
DESIGNED BY VIZTECH 360
Edition 2.6

TABLE OF CONTENTS

OFFICE COLLECTIONS.....	6
Order Guide.....	8
Writing Desks.....	10
Computer Desks	13
Corner Desks	16
Hutch Tops	18
Roll Tops	21
Living Desks	25
Office Chairs	26
File Cabinets	29
Bookcases	33
LIVING COLLECTIONS	36
TAILOR CABINETS	42
BEDROOM COLLECTIONS	46
Medius Centuria Collection	48
Vista Collection	50
Urban Collection	51
Colonial Collection	52
Beds	53
FINISH OPTIONS	54
Wood Species	55
Wood Finish Options	55
Stain Options	56
Hardware	61

#C40D1 | #4036R



OFFICE COLLECTIONS

STANDARD FEATURES



FULL EXTENSION DRAWERS/FILE DRAWERS

Easy access to your files is ensured with dovetailed drawers built for durability, featuring 100 lb. full-extension drawer slides. File drawers maximize storage space, and enhance organization.



PULLOUT WRITING TRAY

Pullout writing tray gives you more room to do your work.



KNEEHOLE KEYBOARD DRAWER

Drawer works as both a pencil drawer and a flip-down keyboard drawer.



LONG LASTING CABLE

No canvas to wear out or get brittle. Cable with tongue and groove construction is guaranteed for life.



GROMMETS

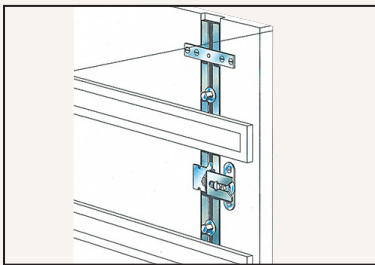
Clean cable management. Grommets help organize and route cords neatly through your work surface for a tidy, clutter-free workspace.

OPTIONAL FEATURES



KNEEHOLE PENCIL DRAWER

Easy access to your essentials. This pencil drawer is crafted with durable construction and smooth gliding slides, keeping your office supplies neatly organized.



DRAWER LOCKS

Gang locks conveniently lock all your drawers with the turn of a single key.



POWER PORT

Charge your devices from a charging station positioned at a specific location. In a drawer, on the desk top, or in the hutch back.



TONGUE AND GROOVE BACK

Add value and beauty with solid hardwood tongue and groove hutch backing.



LED LIGHTING

Light your workspace with an LED light kit.

OFFICE ORDER GUIDE

ORDER GUIDE

1. Select Your Product:

- a. Desk Base
- b. Optional Roll Top
- c. Optional Hutch Tops

2. Pick Your Style:



TRADITIONAL

Tops and drawer fronts are crafted from solid wood with traditional profiles. Sides are solid wood frame with insert panel. Base trim on the front only, finished with a plywood back.



MISSION

Tops and drawer fronts are crafted from solid wood with mission profiles. Sides are solid wood frame with insert panel. Arched cut out on sides and front, finished with a plywood back.



CONTEMPORARY

Tops and drawer fronts are full inset with contemporary profiles. Sides are solid wood frame and panel with tapered legs at base. Finished with a plywood back.



HERITAGE FLAT PANEL

Tops and drawer fronts are crafted from solid wood with heritage profiles. Sides are flat, solid wood panels. Heritage profile base and crown molding on front and sides with 1 1/4" thick top. Finished with plywood back.



HERITAGE RAISED PANEL

Tops and drawer fronts are crafted from solid wood with heritage profiles. Sides and back are solid wood frame and raised panel. Heritage profile base and crown molding on front and sides with 1 1/4" thick top. Finished with raised panel back.

3. Door Options for Hutches and Bookcases:

- a. Raised Panel
- b. Glass Door
- c. Beveled Glass Door(upcharge)



4. Finish Options

- a. Wood (see page 55)
- b. Stain (see page 56)
- c. Hardware (see page 61)

WRITING DESKS

WRITING DESK
Flat Top Base



SKU #	40D1
Dimensions	40"W x 25"D x 30"H Kneehole: 21.5"W x 24"H; Drawers: 13.5"W
Wood	Red Oak
Hardware	1590-WN
Style	Traditional Style

WRITING DESK
Flat Top Base



SKU #	55D1
Dimensions	55"W x 25"D x 30"H Kneehole: 21"; Drawers: 13.5"W
Wood	Cherry
Stain	White
Hardware	K519-96-DBAC
Style	Traditional Style

WRITING DESK
Flat Top Base



SKU #	60D1
Dimensions	60"W x 25"D x 30"H Kneehole: 26"W; Drawers: 13.5"W
Wood	Maple
Stain	White
Hardware	K519-96-DBAC
Style	Mission Style

Also Available **70D1**
70"W x 30"D x 30"H
Kneehole: 26"W; Drawers: 13.5"W

WRITING DESK
Flat Top Base




SKU #	6030D1
Dimensions	60"W x 30"D x 30"H Kneehole: 26"W; Drawers: 13.5"W
Wood	Red Oak
Hardware	K519-96-DBAC
Style	Mission Style
Also Available	7030D1 70"W x 30"D x 30"H Kneehole: 26"W; Drawers: 13.5"W

HALL TABLE DESK
Flat Top Base



SKU #	3119D8
Dimensions	31"W x 19"D x 30"H
Wood	Red Oak
Hardware	D521-BL
Style	Mission Style
Also Available	4019D8 (19" Deep) 40"W x 19"D x 30"H 5019D8 50"W x 19"D x 30"H 5519D8 55"W x 19"D x 30"H 6019D8 60"W x 19"D x 30"H



(25" Deep)	3125D8 31"W x 25"D x 30"H 4025D8 40"W x 25"D x 30"H 5025D8 50"W x 25"D x 30"H 5525D8 55"W x 25"D x 30"H 6025D8 60"W x 25"D x 30"H
------------	---

WRITING DESKS

HAIR PIN DESK TABLE



SKU #	HP3119D8
Dimensions	31"W x 19"D x 30"H
Wood	Maple
Also Available	HP4019D8 40"W x 19"D x 30"H HP4019D8 40"W x 19"D x 30"H HP5019D8 50"W x 19"D x 30"H HP5519D8 55"W x 19"D x 30"H HP6019D8 60"W x 19"D x 30"H HP3125D8 31"W x 25"D x 30"H HP4025D8 40"W x 25"D x 30"H HP5025D8 50"W x 25"D x 30"H HP6025D8 60"W x 25"D x 30"H HP7025D8 70"W x 25"D x 30"H

LADDER DESK



SKU #	LD42
Dimensions	42"W x 18"D x 72"H
Wood	White Oak
Stain	Natural/Serene White
Hardware	1581-EB

COMPUTER DESKS

LAPTOP DESK
Flat Top Base



SKU #	L40D1
Dimensions	40"W x 25"D x 30"H
Wood	Brown Maple
Stain	Early American
Hardware	293-96-BNBDL
Style	(Available only in style shown)



COMPUTER DESK
Flat Top Base



SKU #	55D3
Dimensions	55"W x 25"D x 30"H Kneehole: 22"W; Drawer: 16"W Left Cabinet Opening: 11"W; Right Shelf Pull Out: 11"H x 17"W
Wood	Red Oak
Hardware	1590-WID
Features	One File Drawer; Pull out Shelf with Full Extension Slides; One Adjustable Shelf in Left Cabinet; Kneehole Drawer (Functional as Pencil Drawer and a Flip Down Keyboard Drawer)

Also Available	60D3 60"W x 25"D x 30"H Kneehole: 23"W; Drawer: 16"W Left Cabinet Opening: 14.5"W; Right Shelf Pull Out: 11"H x 17"W
	70D3 70"W x 25"D x 30"H Kneehole: 27"W; Drawer: 18"W Left Cabinet Opening: 19"W; Right Shelf Pull Out: 11"H x 19"W

COMPUTER DESKS

BROAD STREET LIFT DESK



SKU #	B55D7
Dimensions	55"W x 25"D x 27-46"H
Wood	Maple
Features	Standard with USB/Power Outlet
Also Available	B40D7 40"W x 25"D x 27-46"H B60D7 60"W x 25"D x 27-46"H



BROAD STREET 60" EXECUTIVE DESK



SKU #	B60D1
Dimensions	60"W x 25"D x 30"H Kneehole: 25"W x 24.25"H
Wood	Maple
Hardware	K426-SN
Also Available	B55D1 55"W x 25"D x 30"H Executive Desk Kneehole: 20"W x 24.25"H B40D1 40"W x 25"D x 30"H Kneehole: 20"W x 24.25"H
Also Available	B40D3 40"W x 25"D x 30"H Computer Desk Kneehole: 20"W x 24.25"H B55D3 55"W x 25"D x 30"H Kneehole: 20"W x 24.25"H B60D3 60"W x 25"D x 30"H Kneehole: 25"W x 24.25"H

COMPUTER DESKS

COMPUTER ARMOIRE



SKU #	481
Dimensions	33"W x 22"D x 72"H
Wood	Oak
Hardware	K50 Knob
Style	Heritage Flat
Features	One adjustable shelf in top, keyboard drawer and one adjustable shelf in bottom



SECRETARY DESK



SKU #	540
Dimensions	41"W x 21"D x 43"H
Wood	Oak
Hardware	K527
Style	Heritage Flat

Also Available **542** 41"W x 21"D x 43"H
Secretary Desk
with File Drawer



***542**

COMPUTER DESKS

LAPTOP STAND



SKU #	23L1
Dimensions	23"W x 17"D x 28"H
Wood	Red Oak
Features	Pull Out Keyboard Drawer
Also Available	27L1 27"W x 17"D x 28"H

LAPTOP STAND



SKU #	23L2
Dimensions	23"W x 17"D x 28"H
Wood	Red Oak
Features	Pull Out Keyboard Drawer; One Drawer Beneath Keyboard Drawer
Also Available	27L2 27"W x 17"D x 28"H

CORNER DESKS & WING CABINETS

DOOR CORNER BASE Corner Desk



SKU #	60C3
Dimensions	60"W x 25"D x 30"H Kneehole: 22.75"W; Cabinet: 14.5"W
Wood	Red Oak
Hardware	K152-AE
Style	Traditional Style
Also Available	70C3 70"W x 25"D x 30"H Kneehole: 31.75"W; Cabinet: 14"W

DRAWER CORNER BASE Corner Desk



SKU #	60C1
Dimensions	60"W x 25"D x 30"H Kneehole: 22.25"W; Drawers: 13.5"W
Wood	Cherry
Hardware	36571-G10
Style	Traditional Style
Also Available	70C1 70"W x 25"D x 30"H Kneehole: 31.75"W; Drawers: 13.5"W

CORNER WING Wing for Corner Desk



SKU #	60W1
Dimensions	35"W x 19"D x 30"H (Makes 60"W with Corner); Drawer: 31.75"W
Wood	Red Oak
Hardware	K152-AE
Style	Traditional Style



Back View of Corner Desk

DOOR CORNER WING Wing for Corner Desk



SKU #	70W3
Dimensions	45"W x 19"D x 30"H (Makes 70"W with Corner); Drawer: 25.5"W; Door: 14.5"W
Wood	Red Oak
Hardware	152-AE
Style	Traditional Style



Back View of Corner Desk

CORNER DESKS & WING CABINETS

DRAWER CORNER WING Wing for Corner Desk



SKU #	70W1
Dimensions	45"W x 19"D x 30"H (Makes 70"W with Corner) Desk Drawer: 26"W; Left Wing Drawers: 13.5"W
Wood	Cherry
Hardware	36571-G10
Features	Pull Out Keyboard Drawer



Back View of Corner Desk

HUTCH TOPS

DESK HUTCH Hutch Top



SKU #	55H9
Dimensions	55"W x 12"D x 19"H Center Clearance: 20.75"W x 18"H; Left and Right Clearance: 11"H;
Wood	Red Oak
Hardware	K208-AE
Style	Traditional Style

Also Available **60H9**
60"W x 12"D x 19"H
Center Clearance: 21.5"W x 18"H
Left and Right Clearance: 11"H

70H9
70"W x 12"D x 19"H
Center Clearance: 27.5"W x 18"H
Left and Right Clearance: 11"H

DESK HUTCH
Hutch Top



SKU #	40H9
Dimensions	40"W x 12"D x 19"H Left Clearance: 20.75"W x 18"H; Right Clearance: 11"H
Wood	Red Oak
Hardware	K208-AE
Style	Traditional Style

DESK HUTCH
Hutch Top



SKU #	40H1
Dimensions	40"W x 14"D x 33"H Top Shelf: 25.25"W; Bottom Clearance: 15.5"H
Wood	Red Oak
Hardware	1586-ORB
Style	Traditional Style

DESK HUTCH
Hutch Top



SKU #	40H2
Dimensions	40"W x 14"D x 47"H Shelves: 25.25"W; Bottom Clearance: 15.5"H
Wood	Cherry
Hardware	1586-G10
Style	Traditional Style
Features	Two Adjustable Shelves Inside Door

HUTCH TOPS

DESK HUTCH Hutch Top



SKU #	55H1
Dimensions	55"W x 14"D x 33"H Clearance: 15.5"H; Shelf: 25.25"W
Wood	Cherry
Hardware	K208-AE

Also Available **60H1**
60"W x 14"D x 33"H
Clearance: 15.5"H; Shelf: 27.25"W

70H1
70"W x 14"D x 33"H
Clearance: 15.5"H; Shelf: 32.75"W

DESK HUTCH Hutch Top



SKU #	55H2
Dimensions	55"W x 14"D x 47"H Clearance: 15.5"H; Shelf: 25.25"W
Wood	Red Oak
Hardware	K208-AE
Features	Two Adjustable Shelves Inside Each Door

Also Available **60H2**
60"W x 14"D x 47"H
Clearance: 15.5"H; Shelf: 27.25"W

70H2
70"W x 14"D x 47"H
Clearance: 15.5"H; Shelf: 32.75"W

ROLL TOP HUTCH
Roll Top Hutch Top



SKU #	55H3
Dimensions	55"W x 14"D x 33"H Clearance: 25.25"W x 15.5"H
Wood	Red Oak
Hardware	K208-AE
Style	Traditional Style
Features	Two Adjustable Shelves Inside Each Door

Also Available	40H3 40"W x 14"D x 33"H Clearance: 25.25"W x 15.5"H
	60H3 60"W x 14"D x 33"H Clearance: 27.25"W x 15.5"H
	70H3 70"W x 14"D x 33"H Clearance: 32.75"W x 15.5"H

ROLL TOPS

TAMBOUR HUTCH
Roll Top Desk



SKU #	4018R
Dimensions	40"W x 15"D x 18"H
Wood	Maple/Red Oak
Stain	Decorator White/Natural
Hardware	W125
Base Shown	4025D8 Contemporary Style



ROLL TOPS

TAMBOUR HUTCH
Roll Top Desk



SKU #	4036R
Dimensions	40"W x 15"D x 36"H
Wood	Maple
Stain	BM Early American
Hardware	BBW9
Base Shown	40D1 Contemporary Style



ROLL TOP



SKU #	40R1
Dimensions	40"W x 25"D x 14"H Left Clearance: 20.75"W x 12"H; Right Clearance: 3"H
Wood	Red Oak
Hardware	K208-AE
Style	Traditional Style
Also Available	40R2 40"W x 25"D x 20"H Left Clearance: 20.75"W x 18"H; Right Clearance: 11"H

ROLL TOP



SKU #	55R1
Dimensions	55"W x 25"D x 14"H Center Clearance: 20.75"W x 12"H; Left and Right Clearance: 3"H
Wood	Red Oak
Hardware	K208-AE
Style	Traditional Style
Also Available	60R1 60"W x 25"D x 14"H Center Clearance: 22.75"W x 12"H; Left and Right Clearance: 3"H 70R1 70"W x 25"D x 14"H Center Clearance: 24.75"W x 12"H; Left and Right Clearance: 3"H

DRAWER ROLL TOP INSERT



SKU #	20N9
Dimensions	20.75"W x 9.5"D x 3.5"H <i>must be ordered at time of desk</i>
Wood	Oak
Hardware	K208-AE
Also Available	24N9 24.75"W x 9.5"D x 3.5"H 22N9 22.75"W x 9.5"D x 3.5"H

ROLL TOPS

ROLL TOP



SKU #	55R2
Dimensions	55"W x 25"D x 20"H Center Clearance: 20.75"W x 18"H; Left and Right Clearance: 11"H
Wood	Red Oak
Hardware	K208-AE
Style	Traditional Style
Also Available	60R2 60"W x 25"D x 20"H Center Clearance: 22.75"W x 18"H; Left and Right Clearance: 11"H 70R2 70"W x 25"D x 20"H Center Clearance: 24.75"W x 18"H; Left and Right Clearance: 11"H 6030R2 60"W x 30"D x 20"H Center Clearance: 22.75"W x 18"H; Left and Right Clearance: 11"H 7030R2 70"W x 30"D x 23"H Center Clearance: 24.75"W x 18"H; Left and Right Clearance: 11"H

ROLL TOP WITH LIGHT



SKU #	55R5
Dimensions	55"W x 25"D x 14"H Center Clearance: 7.5"Hx 20.75"W
Wood	Cherry
Hardware	K208-AE
Style	Traditional Style
Also Available	(continued)

ROLL TOP WITH LIGHT
(continued)



Also Available	60R5 60"W x 25"D x 14"H Center Clearance: 7.5"H x 22.75"W
	6030R5 60"W x 30"D x 14"H Center Clearance: 7.5"H x 22.75"W
	7030R5 70"W x 30"D x 17"H Center Clearance: 7.5"H x 24.75"W

LIVING DESKS

MANOR DESKS



SKU #	mandesk-60-combo
Dimensions	60"W x 25"D x 83"H
Wood	Maple
Hardware	1586-WID
Features	Removable Envelope Slots on Hutch Top; Lighted; Power Outlet in Back
Options	(filelock) Lock on File Drawers Only (ganglock) Lock on All Side Drawers (Excludes Center Knee-hole Drawer)



Also Available	mandesk-66-combo 66"W x 25"D x 83"H mandesk-60-flattop 60"W x 25"D x 30"H mandesk-66-flattop 66"W x 25"D x 30"H
----------------	---

LIVING DESKS

READING DESK



SKU #	readesk
Dimensions	32.25"W x 17"D x 78"H
Wood	Brown Maple
Hardware	293-160-BNBDL
Features	Two File Drawers; Hinged Lid Desk; 24" Lid Opening; One Adjustable Shelf

OFFICE CHAIRS

NEW YORK CHAIR



SKU #	HW031
Dimensions	26.5"W x 21"D x 29"H Arm Height: 25.25"H
Wood	Red Oak
Options	Wood Back; Upholstered Back



ALABAMA CHAIR



SKU #	HW035
Dimensions	18"W x 16.5"D x 32"H
Wood	Walnut
Options	Wood Seat and Back; Upholstered Seat and Back



MICHIGAN CHAIR



SKU #	HW040
Dimensions	18"W x 18"D x 34.5"H
Wood	Maple
Options	Wood Back; Upholstered Seat

OKLAHOMA CHAIR



SKU #	FN090
Dimensions	22"W x 25"D x 38-42"H Seat: 18"W x 20"D; Arm Height: 25.5-29"H; Seat Height: 18.5-22"H; Back Height from Seat: 18"H
Wood	Brown Maple
Base	Kevco Base (Additional Base Options Available - pg. 29)

WYOMING CHAIR



SKU #	FN066
Dimensions	25"W x 29"D x 42-46"H Seat: 20"W x 19"D; Arm Height: 25-29"H; Seat Height: 19-23"H; Back Height from Seat: 23"H
Wood	QSWO
Base	Kevco Base (Additional Base Options Available - pg. 29)

OFFICE CHAIRS

OREGON CHAIR



SKU #	FN140
Dimensions	25"W x 27"D x 38-42"H Seat: 20"W x 19"D; Arm Height: 25-29"H; Seat Height: 19-23"H; Back Height from Seat: 19"H
Wood	Brown Maple
Base	Kevco Base (Additional Base Options Available - pg. 29)

CALIFORNIA CHAIR



SKU #	FN150
Dimensions	24"W x 26"D x 40-44"H Seat: 18.5"W x 17.5"D; Arm Height: 27-31"H; Seat Height: 19-23"H; Back Height from Seat: 22.5"H
Wood	Brown Maple
Base	Kevco Base (Additional Base Options Available- pg. 29)

NEVADA CHAIR



SKU #	FN174
Dimensions	25"W x 29"D x 42-46"H Seat: 20"W x 19"D; Arm Height: 25-29"H; Seat Height: 19-23"H; Back Height from Seat: 23"H
Wood	Brown Maple
Base	Kevco Base (Additional Base Options Available- pg. 29)

OFFICE CHAIR BASE OPTIONS



CONTEMPORARY GAS LIFT



DELRAY GAS LIFT



KEVCO GAS LIFT



KING TREE GAS LIFT



KING TREE SCREW LIFT



KEVCO SCREW LIFT



SOFT CASTER



FILE CABINETS

2 DRAWER FILE CABINET
Letter



SKU #	17F2 (Letter)
Dimensions	18"W x 25"D x 30"H
Wood	Maple
Stain	(Base) Black/ (Top) Harvest
Hardware	W125
Style	Traditional Style
Also Available	20F2 (Legal) 21"W x 25"D x 30"H

FILE CABINETS

THREE DRAWER FILE CABINET Letter



SKU #	17F3 (Letter)
Dimensions	18"W x 25"D x 41"H
Wood	Red Oak
Hardware	K208-AE
Style	Traditional Style
Also Available	20F3 (Legal) 21"W x 25"D x 41"H

FOUR DRAWER FILE CABINET Letter



SKU #	17F4 (Letter)
Dimensions	18"W x 25"D x 52"H
Wood	Red Oak
Hardware	1590-WID
Style	Mission Style
Also Available	20F4 (Legal) 21"W x 25"D x 52"H

TWO DRAWER LATERAL FILE Letter and Legal



SKU #	31F2
Dimensions	31"W x 19"D x 30"H
Wood	Maple
Hardware	1590-FB
Style	Traditional Style
Features	Standard Anti-tip locks installed; Legal/Letter Files

THREE DRAWER LATERAL FILE
Letter and Legal



SKU #	31F3
Dimensions	31"W x 19"D x 41"H
Wood	Red Oak
Hardware	1590-WID
Style	Traditional Style
Features	Standard Anti-tip locks installed; Legal/Letter Files

FOUR DRAWER LATERAL FILE
Letter and Legal



SKU #	31F4
Dimensions	31"W x 19"D x 52"H
Wood	Red Oak
Hardware	1590-WID
Features	Standard Anti-tip locks installed; Legal/Letter Files
Style	Traditional Style

TWO DRAWER LATERAL FILE
Letter and Legal



SKU #	B32F2
Dimensions	32"W x 19"D x 30"H
Wood	Maple Wood
Features	Standard Anti-tip locks installed; Legal/Letter Files
Also Available	B32F3 3 Drawer Lateral File 32"W x 19"D x 42"H B32F4 4 Drawer Lateral File 32"W x 19"D x 54"H

CREDENZA FILE CABINETS

CREDENZA WITH REGULAR
DRAWERS | Letter
1 Adjustable Shelf



SKU #	55K1
Dimensions	55"W x 19"D x 30"H
Wood	Maple
Hardware	908-G10
Style	Traditional Style
Also Available	60K1 60"W x 19"D x 30"H 70K1 70"W x 19"D x 30"H

CREDENZA WITH FILE
DRAWERS | Letter
1 Adjustable Shelf



SKU #	55K2
Dimensions	55"W x 19"D x 30"H
Wood	Maple
Hardware	293-160-BNBDL
Style	Traditional Style
Also Available	60K2 60"W x 19"D x 30"H 70K2 70"W x 19"D x 30"H

CREDENZA WITH LATERAL FILE
DRAWERS | Letter and Legal



SKU #	6112
Dimensions	60"W x 19"D x 30"H
Wood	Red Oak
Hardware	908-FB
Style	Traditional Style
Also Available	7012 70"W x 19"D x 30"H

BOOKCASE WIDTH OPTIONS



21" WIDTH



32" WIDTH



47" WIDTH

30" BOOKCASE



SKU #	32B1
Dimensions	32"W x 14"D x 30"H Case Width 30"
Wood	Red Oak
Features	One Adjustable Shelf
Style	Traditional Style
Also Available	21B1 21"W x 14"D x 30"H Case Width 19"
	47B1 47"W x 14"D x 30"H Case Width 45"

41" BOOKCASE



SKU #	32B2
Dimensions	32"W x 14"D x 41"H Case Width 30"
Wood	Red Oak
Features	Two Adjustable Shelves
Style	Traditional Style
Also Available	21B2 21"W x 14"D x 41"H Case Width 19"
	47B2 47"W x 14"D x 41"H Case Width 45"

BOOKCASES

53" BOOKCASE



SKU #	32B3
Dimensions	32"W x 14"D x 53"H Case Width 30"
Wood	Maple
Features	Three Adjustable Shelves
Style	Traditional Style
Also Available	21B3 21"W x 14"D x 53"H Case Width 19"
	47B3 47"W x 14"D x 53"H Case Width 45"

78" BOOKCASE



SKU #	32B5
Dimensions	32"W x 14"D x 78"H Case Width 30"
Wood	Red Oak
Features	Five Adjustable Shelves
Style	Traditional Style
Also Available	21B5 21"W x 14"D x 78"H Case Width 19"
	47B5 47"W x 14"D x 78"H Case Width 45"

78" BOOKCASE WITH DOORS



SKU #	32B5D
Dimensions	32"W x 14"D x 78"H Case Width 30"
Wood	Red Oak
Features	Four Adjustable Shelves; Doors
Style	Traditional Style
Also Available	21B5D 21"W x 14"D x 78"H Case Width 19"
	47B5D 47"W x 14"D x 78"H Case Width 45"

CORNER BOOKCASE



SKU #	12CB5
Dimensions	12"W x 12"D x 76"H
Wood	Maple
Style	Traditional Style

LADDER BOOK SHELF



SKU #	LB35
Dimensions	35"W x 16"D x 72"H
Wood	White Oak
Features	Natural/Serene White

BARRISTER BOOKCASE



SKU #	32BB3 (3 Doors High)
Dimensions	32"W x 15"D x 48"H Case Width 30"
Wood	Red Oak
Style	Traditional Style
Options	Glass or Panel Door; All Glass Doors Unless Noted Differently
Also Available	31BB4 (4 Doors High)
Flat Side Only	32"W x 15"D x 63"H Case Width 30"
	31BB5 (5 Doors High)
	32"W x 15"D x 78"H Case Width 30"

BOOKCASES

BROAD STREET 78" BOOKCASE



SKU #	B47B5
Dimensions	47"W x 14"D x 78"H
Wood	Maple Wood
Features	5 Shelves; 5" Lower Drawer

Also Available	B47B4 47"W x 14"D x 65"H
	B47D3 47"W x 14"D x 53"H
	B47D2 47"W x 14"D x 41"H
	B32B5 32"W x 14"D x 78"H
	B32B4 32"W x 14"D x 65"H
	B32B3 32"W x 14"D x 53"H
	B32B2 32"W x 14"D x 41"H

OAKWOOD DESIGNS
Living Collections

LIVING COLLECTIONS

FINISH OPTIONS

Wood (see page 55)
Stain (see page 56)
Hardware (see page 61)

CAMBARE CABINET



RENAISSANCE CREDENZA



SKU #	rencredenza70
Dimensions	70"W x 20"D x 33"H
Wood	Maple
Hardware	286-160-SN
Features	Additional Door Storage on all 3 Doors

SHEWEN DISPLAY CHINA



SKU #	shedisplay
Dimensions	40"W x 20"D x 63"H
Wood	Cherry
Hardware	286-160-SN
Features	Two Drawers; Two Adjustable Glass Shelves; Lighted; Glass Doors

SHEWEN BUFFET CHINA



SKU #	shebuffetchina
Dimensions	40"W x 20"D x 41"H
Wood	Cherry
Hardware	286-160-SBZ
Features	Glass Doors; One Adjustable Glass Shelf; One Drawer

Also Available **shebuffet**
40"W x 20"D x 41"H
Wood Panel Doors; One Adjustable Glass Shelf; Lighted

TRADITIONAL BUFFET CHINA



SKU #	trabufchina
Dimensions	36"W x 19"D x 33"H
Wood	Cherry
Hardware	W125
Features	Glass Doors; Two Adjustable Glass Shelves

CAMBARE CABINET



SKU #	camcabinet
Dimensions	45.5"W x 20"D x 50"H
Wood	Maple
Hardware	80814-BK
Features	Four Drawers; Six, 13" Cube Spaces (Totes NOT Included)

EQUANOX CABINET



SKU #	equacabinet8
Dimensions	48.5"W x 15.5"D x 32"H
Wood	Red Oak
Features	Eight, 13" Cube Spaces (Totes NOT Included)
Also Available	equacabinet6 36.75"W x 15.5"D x 32"H Six, 13" Cube Spaces (Totes NOT Included)

WORK BENCH



SKU #	workbench
Dimensions	48"W x 18"D x 36"H
Wood	Cherry
Hardware	Antique Ceramic Knob
Features	Two Drawers (NO Drawer Slides); Working Clamp: Wooden Bench Vise



SMALL MANOR HALL TABLE



SKU #	manhalltable24
Dimensions	24"W x 12"D x 36"H
Wood	Maple

COLONIAL HALL TABLE



SKU #	colhalltable
Dimensions	58"W x 17"D x 30"H
Wood	Rustic Cherry
Hardware	Wood Knobs
Features	Two Drawers

LARGE MANOR HALL TABLE



SKU #	manhalltable40
Dimensions	40"W x 12"D x 36"H
Wood	Maple

TAILOR CABINETS

Built for the wear and tear of everyday life, our Tailor Cabinets are designed for the fine art of tailoring quality clothing, quilting, and various other crafts! Our innovative lift mechanism raises the serger of your choice from the storage cabinet up to a comfortable work height.

STANDARD FEATURES

- A. Innovative Ball Bearing Glide Open Top
- B. Easy Access Thread Storage
- C. Dovetailed Drawers
- D. Soft Close Drawer Slide System
- E. Air Assisted Sewing Machine Lift
- F. Serger Storage with Built-In Lift



#TAICABINET150



TAILOR CABINET



Thread Storage



SKU #	taicabinet100
Dimensions	46"W x 21.5"D x 31.5"H Kneehole: 21.25"W x 24"H
Wood	Brown Maple
Stain	White/Dark Knight
Hardware	53029-ART
Features	3 Storage Drawers; Innovative Ball Bearing Glide Open Top; Easy Access Thread Storage; Dovetailed Drawers Constructed from Select Maple; Soft Close Drawer Slide System; Air Assisted Sewing Machine Lift; Serger Storage with Built-In Lift
Additional Information	Top Slide Weight Limit: 100lb weight on each set. One set on each side

SKU #	taicabinet150
Dimensions	46"W x 21.5"D x 31.5"H Kneehole: 21.25"W x 24"H
Wood	Brown Maple
Stain	White/Dark Knight
Hardware	1586-FB
Features	3 Storage Drawers; Innovative Ball Bearing Glide Open Top; Easy Access Thread Storage; Dovetailed Drawers Constructed from Select Maple; Soft Close Drawer Slide System; Air Assisted Sewing Machine Lift; Serger Storage with Built-In Lift
Additional Information	Top Slide Weight Limit: 100lb weight on each set. One set on each side

TAILOR CABINET


Quick Ship



Thread Storage



Serger Storage with Built In Lift



SKU # taicabinet200

Dimensions 66"W x 21.5"D x 31.5"H
Kneehole: 21.25"W x 24"H

Wood Maple

Hardware 1586-WID

Features 3 Storage Drawers; Innovative Ball Bearing Glide Open Top; Easy Access Thread Storage; Dovetailed Drawers Constructed from Select Maple; Soft Close Drawer Slide System; Air Assisted Sewing Machine Lift; Serger Storage with Built-In Lift

Quick Ship Maple

Additional Information Top Slide Weight Limit: 100lb weight on each set. One set on each side

BEDROOM COLLECTIONS

STANDARD FEATURES

- Dovetail Drawers on all Case Goods
- Soft Close Drawer Slide System
- All Bedroom Pieces are STURDY Act Compliant
- King and Queen Sized Beds Come Standard with Four Center Legs for Support
- Standard Slat System - 10 Oak Slats with Four Center Legs

FABRICS

Find the full collection at oakwooddesigns.com

STURDY ACT

STURDY ACT INFORMATION

All of our clothing storage units comply with the STURDY Act requirements. Our full extension drawer system is equipped with an interlocking drawer mechanism which limits the number of drawers that can be opened at one time. Additional counterweight is added only as necessary to meet compliance.

#COLBEDQ



MEDIUS CENTURIA COLLECTION

MEDIUS CENTURIA BED



SKU #	midbedq
Dimensions	64"W x 83.5"L x 61"H
Wood	Maple
Options	Upholstered Headboard
Available Sizes	Full: 58"W x 78.5"L x 61"H Queen: 64"W x 83.5"L x 61"H King: 80"W x 83.5"L x 61"H

MEDIUS CENTURIA DRESSER



SKU #	middresser
Dimensions	52"W x 20"D x 33.5"H
Wood	Maple
Hardware	K426-SN Knobs; K400-SN Pulls
Features	Soft Close Drawers; Dovetail Drawers

MEDIUS CENTURIA CHEST



SKU #	midchest
Dimensions	34"W x 20"D x 54"H
Wood	Maple
Hardware	K426-SN Knobs; K400-SN Pulls
Features	Soft Close Drawers; Dovetail Drawers

MEDIUS CENTURIA NIGHTSTAND



SKU #	midstand
Dimensions	24"W x 20"D x 31"H
Wood	Maple
Features	Soft Close Drawers; Dovetail Drawers

VISTA COLLECTION

VISTA BED

Quick Ship



SKU #	vistabedq
Dimensions	62"W x 86"L x 40"H
Wood	Walnut
Available Sizes	Full: 56"W x 81"L x 40"H Queen: 62"W x 86"L x 40"H King: 78"W x 86"L x 40"H

Quick Ship Queen Bed; Brown Maple

VISTA SETTEE



SKU #	vissett62
Dimensions	62"W x 28.5"D x 40"H
Wood	Walnut
Also Available	vissett77 77"W x 28.5"D x 40"H

VISTA BUFFET



SKU #	visbuffet
Dimensions	59"W x 21"D x 31"H
Wood	Walnut
Hardware	286-160-SBZ
Features	Soft Close Drawers; Dovetail Drawers


URBAN COLLECTION

URBAN DRESSER



SKU #	urbdresser
Dimensions	54"W x 21.5"D x 34.75"H
Wood	Maple/Red Oak
Features	Soft Close Drawers; Dovetail Drawers

URBAN CHEST



SKU #	urbchest
Dimensions	34.5"W x 21.5"D x 57"H
Wood	Rustic Walnut
Hardware	26204-G10
Features	Dovetail Drawers; Soft Close Drawers

URBAN NIGHTSTAND



SKU #	urbstand
Dimensions	22.5"W x 21.25"D x 30"H
Wood	Maple
Hardware	BP-3721226
Features	Dovetail Drawers; Soft Close Drawers

COLONIAL COLLECTION

COLONIAL BED



SKU #	colbedq
Dimensions	65"W x 86"L x 64"H
Wood	Maple
Available Sizes	Full: 59"W x 81"L x 64"H Queen: 65"W x 86"L x 64"H King: 81"W x 86"L x 64"H

COLONIAL NIGHTSTAND



SKU #	colstand
Dimensions	26"W x 19"D x 30"H
Wood	Maple
Hardware	4425-ORB Knobs
Features	Soft Close Drawers; Dovetail Drawers

COLONIAL CHEST



SKU #	colchest
Dimensions	36"W x 21"D x 59"H
Wood	Maple
Hardware	4425-ORB Knobs; 4424-ORB Pulls
Features	Soft Close Drawers; Dovetail Drawers

COLONIAL DRESSER & MIRROR



SKU #	coldresser colmirror
Dimensions	Dresser: 34"W x 21"D x 60"H Mirror: 47.5"W x 43"H
Wood	Maple
Hardware	4425-ORB Knobs; 4424-ORB Pulls
Features	Soft Close Drawers; Dovetail Drawers

BEDS

TEMPUS FLOATING DRAWER BED



SKU #	tempbedq
Dimensions	64"W x 84"L x 51"H
Wood	Walnut
Features	Soft Close Drawers; Dovetail Drawers; 8" Deep Drawers
Options	Upholstered Headboard
Available Sizes	Queen: 64"W x 84"L x 51"H King: 83"W x 80"L x 51"H

CANOPY BED



SKU #	canbedq
Dimensions	64"W x 84"L x 84"H
Wood	Maple
Options	Upholstered Headboard
Available Sizes	Queen: 64"W x 84"L x 84"H King: 80"W x 84"L x 84"H

FINISHING OPTIONS

THE OAKWOOD DESIGNS HEIRLOOM FINISH

At Oakwood Designs, we believe fine furniture should outlast trends and grow more meaningful with time. That belief is carried out through our six-step finishing process - developed to protect with wood, honor its natural character, and ensure every piece can be enjoyed for generations.

1. HAND PREPARED SURFACES

Every piece begins with careful, progressive hand sanding. This meticulous preparation removes tool marks and imperfections, allowing the finish to bond directly to the wood - not to shortcuts.

2. HAND-WIPED STAIN

Stain is applied and wiped by hand, building depth without obscuring the grain. The natural beauty of the wood remains the focal point, allowing each piece to express its own character.

3. SEALING FOR STABILITY

A dedicated sealing step locks in the color and stabilizes the surface. This forms the foundation for durability and helps protect against moisture and environmental changes over time.

4. HAND REFINEMENT BETWEEN COATS

After curing, the surface is hand-sanded again. This refinement creates the smooth, inviting feel associated with true heirloom furniture and prepares the surface for last protection.

5. PROTECTIVE TOPCOATS

Multiple topcoats are applied and allowed to fully cure. These layers are designed to withstand daily use while maintaining clarity, warmth, and depth.


6. FINAL INSPECTION

Each piece is thoroughly inspected. Nothing leaves the Oakwood Designs shop until it meets our standards for beauty, durability, and longevity.


THE OAKWOOD DIFFERENCE

The result is a finish that doesn't simply look refined - it endures. One that can be maintained, renewed, and refinished decades from now. Furniture built to serve today, age gracefully, and become part of a family's legacy.

WOOD SPECIES




OAK



MAPLE



CHERRY




WALNUT


*Only available on select bedroom items.
(See price list for applicable items.)

WOOD FINISH OPTIONS

Each option can be applied to any color stain or paint. Technique may vary. Ask for recommendations on combining options with wood species.



TRADITIONAL FINISH |
Standard 6 Step Stain & Varnish finish



VINTAGE FINISH |
Glazing & Small Worm Holes



ANTIQUE FINISH |
Glazing, Worm Holes, & Heavy Distressing



WEATHERED FINISH |
Worm Holes & Wire Brushed Texture

STAIN OPTIONS

OAK STAIN OPTIONS


Ohio Certied Stains




OCS-100 NATURAL




OCS-101 S-2



OCS-102 FRUITWOOD




OCS-103 MX




OCS-104 SEELY




OCS-106 ACRES




OCS-107 WASHINGTON




OCS-110 MEDIUM




OCS-117 ASBURY




OCS-118 ANTIQUE SLATE




OCS-119 CAPPUCCINO




OCS-122 COCOA



OCS-131 FROST



OCS-132 SAND



OCS-135 DRIFTWOOD



OCS-226 COFFEE

OAK STAINS CONT.




OCS-227 RICH CHERRY



OCS-228 RICH TOBACCO



OCS-230 ONYX




OCS-121 SMOKE

MAPLE STAIN OPTIONS


Ohio Certified Stains



OCS-100 NATURAL




OCS-101 S-2



OCS-102 FRUITWOOD




OCS-103 MX




OCS-104 SEELY




OCS-106 ACRES BROWN




OCS-107 WASHINGTON



OCS-110 MEDIUM



OCS-111 BOSTON



OCS-112 PROVINCIAL




OCS-113 MICHAEL'S CHERRY




OCS-116 HARVEST


MAPLE STAINS CONT.




OCS-117 ASBURY




OCS-118 ANTIQUE SLATE




OCS-119 CAPPUCCINO




OCS-121 SMOKE




OCS-122 COCOA




OCS-131 FROST




OCS-132 SAND




OCS-133 TUNDRA




OCS-134 ARGOS




OCS-135 DRIFTWOOD



OCS-226 COFFEE



OCS-227 RICH CHERRY



OCS-228 RICH TOBACCO



OCS-230 ONYX

CHERRY STAIN OPTIONS
Ohio Certied Stains



OCS-100 NATURAL



OCS-101 S-2



OCS-102 FRUITWOOD



OCS-103 MX




OCS-104 SEELY




OCS-106 ACRES




OCS-107 WASHINGTON




OCS-110 MEDIUM




OCS-111 BOSTON




OCS-112 PROVINCIAL




OCS-113 MICHAEL'S CHERRY




OCS-116 HARVEST




OCS-117 ASBURY



OCS-118 ANTIQUE SLATE




OCS-119 CAPPUCCINO




OCS-121 SMOKE


CHERRY STAINS CONT.



OCS-122 COCOA



OCS-131 FROST



OCS-132 SAND




OCS-133 TUNDRA



OCS-134 ARGOS




OCS-135 DRIFTWOOD




OCS-226 COFFEE



OCS-227 RICH CHERRY



OCS-228 RICH TOBACCO




OCS-230 ONYX

PLEASE NOTES -

Colors shown in photos may not be an exact representation of the final product.


HARDWARE OPTIONS



8004
(SN, DBAC)
3" C/C




80814
(SN, DBAC)
3" C/C



D522
(BL)



529
(BL, AE, A)
3" C/C



D-942
(BL, AE, AC)



D925
(BL, AE, AC)
3" C/C



81065
(SN, DBAC)
96MM C/C



80815
(SN, DBAC)
96MM C/C



K117
(AB, DACM, SN, ORB)



2981
(SN, DACM, AB, ORB)
3" C/C



K426-SN



K400-SN
3" C/C



K6694



K235
3" C/C



K519
(DBN, DBAC, ABSB)




K519-96
(DBN, DBAC, ABSB)
96MM C/C



48
(SBZ, MB, BG, SN,
ORB)




146
(SBZ, MB, BG, SN, ORB)
96MM C/C



4429
(WI, RBZ)



4428
(WI, RBZ)
3"C/C



6025
(BLK, DMAC, SIM)



602-96
(BLK, DMAC, SIM)
3"C/C



D89
(AE)



K527
(DBAC, DACM, SIM)
3"C/C



1581
(WN, EB, ORB, WID)



1592
(WN, EB, ORB, WID)
3"C/C



W125



BBW9
3"C/C



566-96-MB
(SN, SBZ, PC, BNBDL)
96MM C\C



26204-G10
(BBZ)
128 MM C/C



286-160-SN
(SBZ)
160 MM C/C



293-160-BNBDL
160 MM C/C



53029-GM
(ORB, BBR)



53030-ART
(BBR, CM, ORB)
3" C/C



484-SBZ
(SN, MB, SBZ, PL,
ORB, BNBDL)



484-396-SBZ
(SN, MB, SBZ, PC,
ORB, BNBDL)



29133
(G10)



908
(G10)
3" C/C



1586
(WN, G10, FB)



1590
(WN, G10, FB)
3" C/C



D-521
(SN, BL, W)



D-521
(W, BL, SN)



Z-111-DBAC
(SN, ABSB, BNBDL)



Z-280-DBAC
(SN, ABSB, BNBDL)



647-BBNBDL
(SN, PC, ORB,)
3" C/C



647-BNBDL
(SN, PC, ORB)



650-DBAC
(SN, PC, BNBDL))



650-96-DBAC
(SN, PC, BNBDL)
96MM C/C

