



CENTER FOR INDEPENDENT LIVING
of Broward

ANNUAL REPORT

2020-2023



TABLE OF CONTENTS

MESSAGE FROM THE EXECUTIVE DIRECTOR	3
YOUTH AND CAREER SERVICES	4
HOLIDAY FASHION SHOW	5
VOCATIONAL SERVICES	6
HOUSING SERVICES	7
INFORMATION AND REFERRAL SERVICES	8
ASSISTIVE TECHNOLOGY	9
ADA & STAFF CELEBRATION	10
CIL GULF COAST (REGIONAL OFFICE)	11
HURRICANE IAN RESPONSE	12
SERVING OUR CONSUMERS	13
FINANCIAL INFORMATION	14

MESSAGE FROM THE EXECUTIVE DIRECTOR

Dear Friends and Partners,

Over the past three years, CIL Broward has faced historic challenges—and risen to meet them with resilience, compassion, and innovation. From responding to Hurricane Ian alongside our partners at CIL Fort Myers, to expanding youth career programs, to meeting over 17,000 requests for support, our mission to empower independence has never been more urgent or more visible.

Our team has worked tirelessly to ensure individuals with disabilities in Broward County have access to safe housing, meaningful employment, assistive technology, and opportunities to thrive. Whether it's helping a young person land their first job, connecting a family to essential housing resources, or delivering generators to hurricane survivors in Fort Myers, CIL Broward continues to remove barriers and build pathways to inclusion.

This report reflects the heart of our work: collaboration, advocacy, and a deep commitment to the people we serve. We are proud of what we've accomplished, but even more inspired by what lies ahead. As we look to the future, we remain focused on equity, innovation, and expanding access, so that everyone, regardless of ability, has the opportunity to live independently and with dignity.

Thank you to our partners, volunteers, funders, and staff who make this work possible. Your dedication fuels our progress and strengthens our community. Together, we are building a more inclusive Broward County, one life, one breakthrough, and one act of advocacy at a time.

With gratitude,

Corey Hinds
Executive Director



YOUTH & CAREER SERVICES

CAREER EXPLORATION THROUGH BUSINESS TOURS

In just three years, our Youth & Career Services team empowered over **350** students with the skills, exposure, and confidence to succeed beyond high school. Through **12** dynamic career camps, **20+** business tours, and statewide college visits, students explored real-world industries and postsecondary pathways. With a **99%** graduation rate and over **\$200,000** in scholarships awarded, our impact is clear: we're preparing the next generation to lead, innovate, and thrive.



INCLUSIVE MENTORSHIP, REAL-WORLD EXPOSURE

One of our students proudly participated in Royal Caribbean's Disability Mentoring Day, gaining valuable career exposure and one-on-one mentorship in a professional setting. Experiences like this empower our youth to envision inclusive futures in competitive industries.



HANDS-ON CAREER EXPLORATION THROUGH VR CAREER CAMPS

Students participate in hands-on culinary training during one of our Vocational Rehabilitation Career Camps, where they explore real-life job skills in supportive, inclusive environments. These camps help youth build independence, confidence, and workplace readiness.





HOLIDAY FASHION SHOW 2023



Elite Event Management partnered with CIL Broward to host a dazzling Holiday Fashion Show, turning style into generosity. The event collected toys and essential items for our annual toy drive, bringing holiday cheer to children and families in our community. Their creativity and commitment helped ensure that every child we serve could experience the joy of the season.

VOCATIONAL SERVICES 2020-2023



EMPOWERING STUDENTS TO ACHIEVE WORKFORCE SUCCESS

Our vocational program empowers youth with disabilities to explore career pathways, develop practical job skills, and prepare for independent employment. In partnership with Vocational Rehabilitation, we provide individualized support, hands-on training, and real-world experiences that help students transition confidently into the workforce.



From 2020 to 2023, our vocational services supported **314** students in securing meaningful employment, equipping them with the skills, training, and guidance needed to succeed in today's workforce.

HOUSING SERVICES 2020-2023

EMPOWERING INDEPENDENCE THROUGH HOUSING SUPPORT

At CIL Broward, our housing program provides critical support to individuals and families seeking safe, accessible, and sustainable living solutions. From 2020 to 2023, we assisted over **1,170** consumers with resources, placement assistance, barrier removal, budget planning, and credit guidance, empowering them to overcome obstacles and achieve greater independence.



DID YOU KNOW:

Nearly **60%** of people with disabilities in Broward County live below the ALICE threshold, meaning they struggle to afford basic needs, while **74%** of those renters are cost-burdened, paying more than **35%** of income on housing

INFORMATION & REFERRAL SERVICES




From 2020 to 2023, CIL Broward responded to **17,684** Information & Referral (I&R) requests, guiding individuals and families to the resources they need most. Whether it's housing, healthcare, employment, or accessibility services, our I&R program ensures consumers are connected quickly and effectively, removing barriers and empowering them to take their next steps toward independence.

ASSISTIVE TECHNOLOGY 2020-2023

EMPOWERING INDEPENDENCE THROUGH ASSISTIVE TECHNOLOGY

At CIL Broward, our Assistive Technology program helps individuals with disabilities gain access to tools that promote independence, communication, and mobility. From 2020 to 2023, we supported **567** consumers with devices, training, and resources that break down barriers and improve quality of life.





DID YOU KNOW?

Studies show that workers with disabilities who receive assistive-technology accommodations are significantly more likely to be employed, with just 3–4% of employees typically receiving such equipment, yet prompting meaningful employment gains

ADA & STAFF CELEBRATION





CIL Broward brought our staff and community together for a special celebration at the Miami Marlins game, honoring the spirit of teamwork and the anniversary of the Americans with Disabilities Act (ADA). It was a day filled with connection, appreciation, and recognition of the ongoing fight for accessibility and inclusion.



PROJECT SEARCH


ProjectSEARCH in Fort Myers, is a supported internship program that equips young adults with developmental or intellectual disabilities with real-world work experience, job coaching, and independent-living skills—ultimately helping them transition into competitive employment.





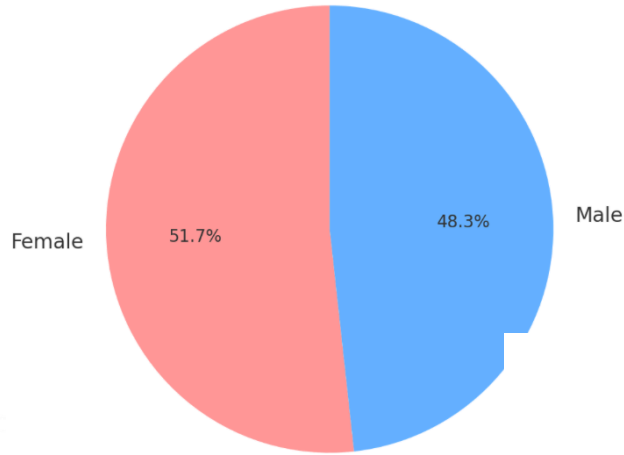
HURRICANE IAN RESPONSE

In the devastating aftermath of Hurricane Ian, CIL Broward joined forces with CIL Fort Myers to provide critical relief to affected communities. Together, we distributed food, water, and essential supplies—including durable medical equipment and generators, to individuals with disabilities and their families. Our coordinated efforts ensured access to vital resources, helping residents regain stability and independence during a time of crisis.

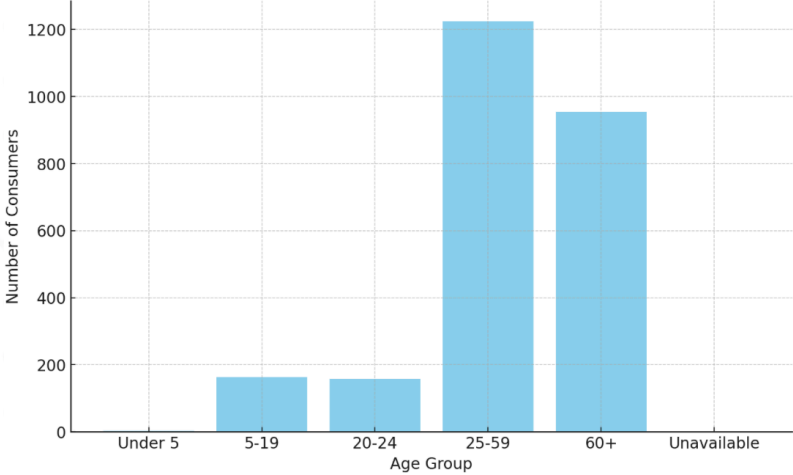


SERVING OUR CONSUMERS

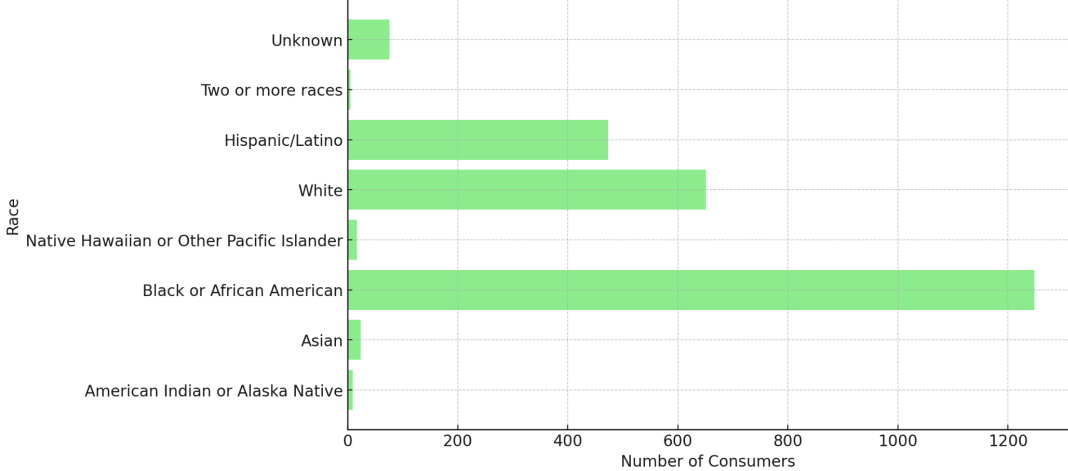
Sex Distribution (2020-2023)



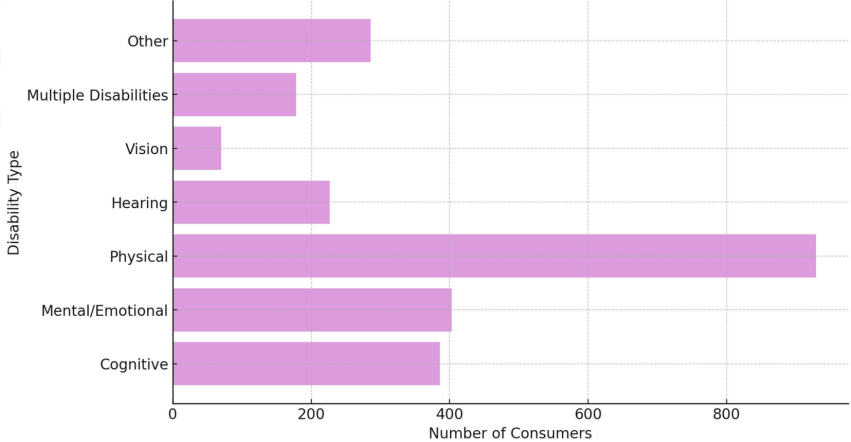
Age Distribution (2020-2023)



Race Distribution (2020-2023)



Disability Distribution (2020-2023)



FINANCIAL INFORMATION

REVENUES, EXPENSES, AND NET ASSETS

	2023	2022	2021	2020
REVENUES AND SUPPORT				
Federal and State Grants	\$2,197,403	\$2,447,895	\$1,820,527	\$1,329,455
Other Grants and Contracts	487,692	361,088	364,965	745,923
Program Service Fees	576,470	576,866	68,558	146,855
Contributions and Other Revenue	2,579	42,370	17,422	258,340
Special Events / Materials	54,773		115,979	137,130
Services	2,250	22,727		
In-Kind Revenue			2,375	7,673
Total Revenues and Support	3,321,167	3,403,196	2,389,826	2,625,376
EXPENSES				
Program Services	3,124,792	3,011,238	2,141,472	2,342,765
General and Administrative Services	157,734	181,610	140,330	183,405
Total Expenses	3,282,526	3,192,848	2,281,802	2,526,170
Change in Net Assets	38,641	210,348	108,024	99,206
NET ASSETS				
Beginning of Year	910,107	699,759	591,735	492,529
End of Year	\$948,748	\$910,107	\$699,759	\$591,735

Follow Us on Social Media



Let's Get Connected for Our Latest News & Updates



on twitter @cilbroward



on Facebook @cilbroward



on instagram @cilbroward

