





2025 **SPRING**
CATALOGUE
Fan



Sales Order Hotlines

 1300 552 255


 1300 552 256

General & Accounts Enquiries

VIC Head Office

VIC Showroom

Mercator Pty Ltd
Caribbean Park
36 Lakeview Drive
Scoresby VIC 3179


 03 9302 6200

 03 9302 6262

NSW & ACT Office


Mercator Pty Ltd
Unit 24
56 O'Riordan Street
Alexandria NSW 2015


 1300 552 255

 1300 552 256

Queensland

Mercator Pty Ltd
Aushomes Building
Level 2 Reception
55-66 Perrin Drive
Underwood QLD 4119

 1300 552 255

 1300 552 256

www.mercator.com.au



General Information

All hard wired electrical products must be installed by a qualified electrician.

Measurements

All measurements within this manual are in millimeters and are designed to be used as a guide only. Measurements may vary slightly to those within this manual and may be modified for design or enhancement purposes. Mercator reserves the right to cancel or change all products without any prior notice. EXT indicates the extension from the wall or ceiling to the outer edge of the product.

Images

Minor design changes or alterations may result in slight variations between the product shown in this catalogue and the final product.



Welcome to the 2025 Spring Fan Catalogue

Mercator is proud to release the 2025 Spring Fan Catalogue, filled with new and exciting products that showcase the latest designs and technology around the world.

We understand the profound impact that air quality and temperature have on well-being and productivity, and we are driven by a passion to create environments that are both comfortable and stylish.

At Mercator, we are committed to providing customers with high quality, innovative products across the decorative and trade markets. Our team continues to create, inspire and innovate through focusing on developing an extensive range of products that serve the needs of consumers and electricians alike, with new trends and inspired styles as well as the latest electrician-friendly innovations. Our determination to exceed the needs of our customers ensures that we set the benchmark in design, innovation and quality.

Mercator constantly strives to deliver superior service to our customers by offering products of the highest quality alongside merchandising solutions and exceptional customer service support.


Our friendly and knowledgeable customer service team is committed to providing customers with technical advice and support across our ever expanding product offering.

The team at Mercator hope this catalogue will be a source of inspiration, and we thank you for your trust and support as our loyal customer. We are excited to provide you with the support you need to grow your business and achieve success.

Notes

CONTENTS

Intro	4
Choosing the Right Fan for your Space	10
Mercator Ikuü - Smart Ceiling Fans	13
AC Ceiling Fans	28
DC Ceiling Fans	48
Wall Fans	98
Portable Fans	104
Accessories	108
Warranty	120
Index	131

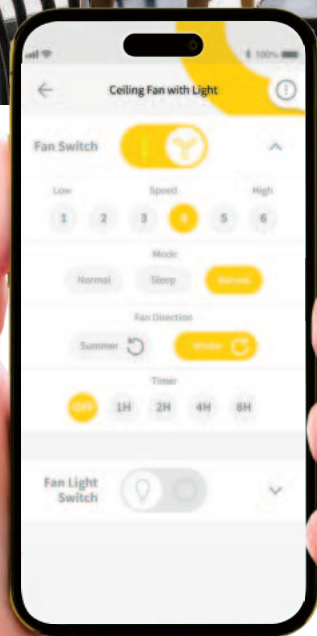


Fans

Circulate air and maintain comfortable temperatures with multiple speed settings, reversible rotation, and optional lighting. Reduce reliance on air conditioning with these cost-effective cooling solutions.



AC
CEILING
FANSDC
CEILING
FANSWALL
FANSPORTABLE
FANS



APP FEATURES

- Fan & Light On/Off Controls
- Fan Speed adjustments
- Mode selection
- Summer/Winter Modes
- Light Temperature Adjustment
- Light Dimming
- Scheduling & Countdown Timers
- Automations & Scenes





Multi-Speed Control

Offering 3 to 6 speed settings, allowing users to adjust airflow intensity for comfort in different weather conditions.

Reversible Motor Function

Changes the blade rotation direction—clockwise in winter to circulate warm air, and counterclockwise in summer to create a cooling breeze.

Integrated Lighting Options

Built-in light fixtures combine air circulation and illumination in a single unit—ideal for saving space.

Energy Efficiency

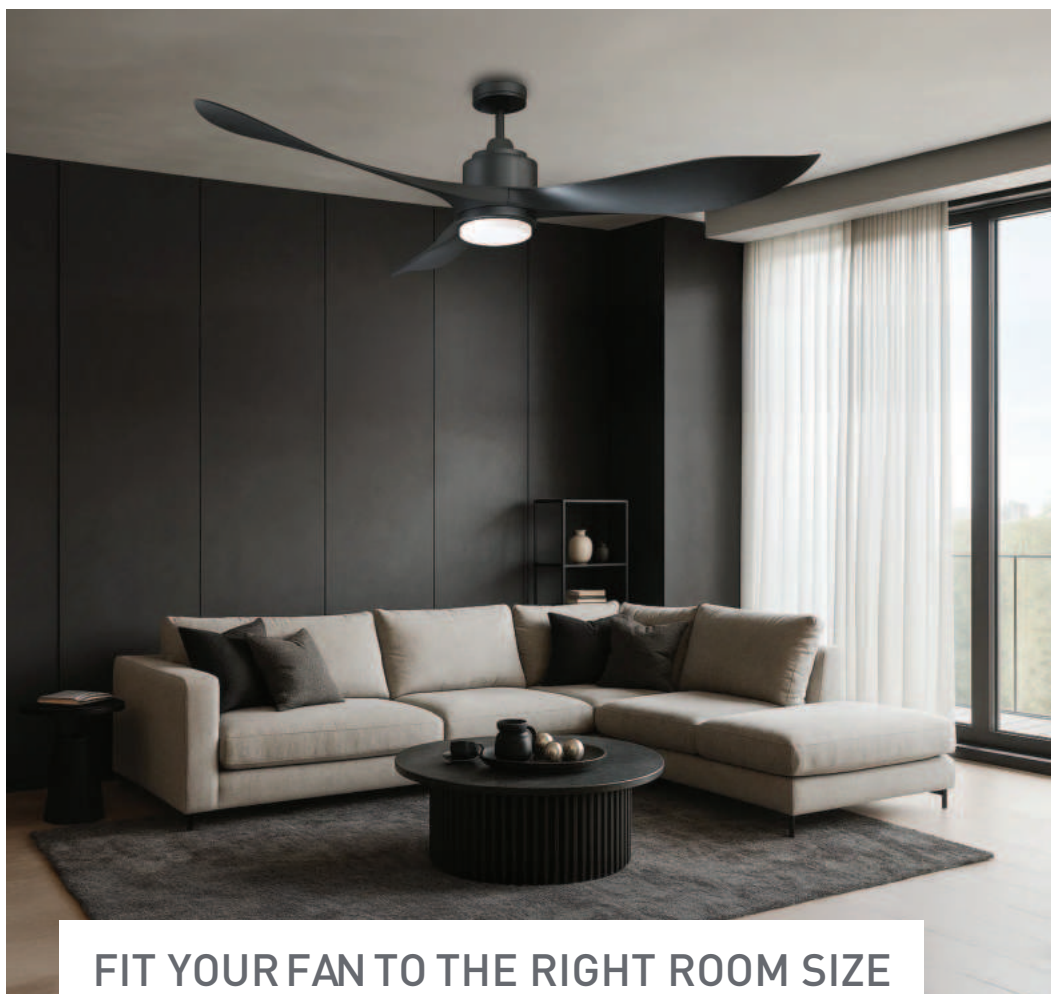
Modern ceiling fans are designed to use less electricity than air conditioners, providing cost-effective cooling and helping reduce energy bills.

Quiet Blade Operation

Designed for low-noise performance, with well-balanced, aerodynamic blades that circulate air smoothly without disturbing background peace.



CHOOSING THE RIGHT FAN FOR YOUR SPACE



FIT YOUR FAN TO THE RIGHT ROOM SIZE

SMALL ROOM
3.1m x 3.1m or Smaller



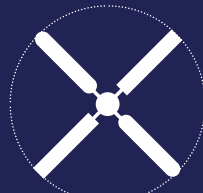
1.1m Fan or smaller

LARGE ROOM
3.7m x 3.7m
to 5.5m x 5.5m



1.2m to 1.4m Fan

GREAT ROOM
6.1m x 6.1m or Larger



1.5m Fan or larger

CHOOSING THE RIGHT FAN FOR YOUR SPACE

Location comes first

The most important factor in choosing a ceiling fan for your space is identifying where the fan will be installed.

Dry, indoor location

Choose from any of our fan range.

High-humidity indoor or under-covered outdoor location
Choose from any ABS fan ranges. Fans with plywood blades are not recommended.

Outdoor location with potential contact with water

Choose a fan with high ingress protection (IP) rating.

Fan size

The room size where the fan will be installed can serve as a general guide to your fan size.

Fan size refers to the fan diameter.

We recommend placing your fan in the centre of the room for best performance and away from the direct path of ventilating openings.

For oversized space or long corridor, consider installing multiple fans.

Style

The style you choose is an individual decision, however timber blades and DC fans are quieter and better suited for bedrooms, while metal and ABS fans generally move more air and are better suited to high-traffic areas.

Features

We offer the widest range of ceiling fans with a variety of features. Pick a fan with the most features that matter to you.

Fan control

Choose from wall control, pull chain control or remote control. For AC ceiling fans, a retrofit remote controller offers additional fan features, including network connectivity. Smart features such as voice control and scheduling are available.

Light kit

Ceiling fans can be supplied with or without a light fitting. The light fitting may accept retrofit globes or come with an integrated light source. The light can vary in style, ease of control, degree of light control and power it consumes. Fans fitted with lights are generally more suitable in smaller spaces as the main source of overhead light whereas larger spaces usually have alternative primary light sources.

Ceiling height

Recommended downrod length is based on ceiling height. Mandatory minimum distance from floor to fan blades is 2.1 metres.

Airflow

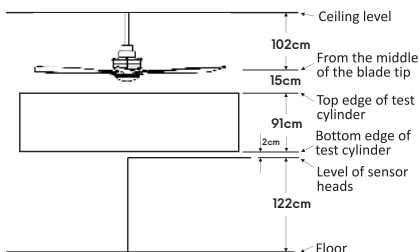
We measure ceiling fan airflow in cubic metres per hour—the higher the number, the more air the fan moves.

In Australia, there is currently no prescribed airflow test procedure for ceiling fans. Therefore, airflow performance can be derived by manufacturers using varying test methods of their own choosing, including informal and unverified in-house test set up.

Mercator adopts the trusted U.S. Department of Energy (DOE) airflow test procedure for our ceiling fans range and conduct all our airflow test in fully accredited test laboratory.

Old test procedure

The ceiling fan is suspended by a downrod 40 5/8 inch from test ceiling and 6" above a cylinder. The cylinder is 8" larger in diameter than the fan.



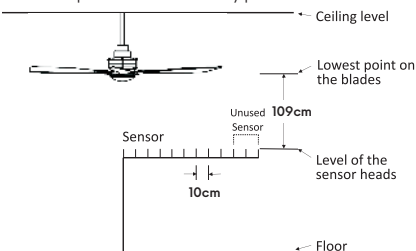
Improved test procedure


The ceiling fan is mounted directly to the ceiling using the supplied downrod. Hugger fans are flush-mounted. There is no cylinder below the fan. A sensor arm detects airflow from various test points along the length of the blade.

The updated DOE airflow test procedure, as adopted by industry leaders, are very specific to ensure consistency across published airflow numbers. The performance data produced by accredited test method allows consumers to better associate the airflow numbers they see on packaging to what they will actually "feel" when using their ceiling fans at home.


Mercator has observed 10% - 45% reduction in cubic metre per hour (m³/h) using the improved DOE testing, compared to the same products tested under the previous procedure. Initially, the lower airflow numbers can be confusing. It is important to understand that the lower numbers don't mean less airflow is being generated. **The fans, and their airflow, have not changed. The way that airflow is being measured has changed.**

At Mercator, we strive to provide you with trusted ceiling fan performance. We recommend consumers enquire about airflow test or experience a fan performance in person whenever possible for satisfactory purchase outcome.





AC MOTORS

**Widespread Use & Availability**


AC ceiling fans are the most common type, widely available in various styles and price ranges, making them easy to source and replace.

Cost-Effective


AC fans are generally more affordable upfront than DC fans, making them a budget-friendly choice for most households.

Reliable Performance

Known for durability and consistent airflow, AC fans are well-suited for everyday cooling needs in both residential and commercial spaces.



DC MOTORS



High Energy Efficiency

DC motors use up to 70% less energy than traditional AC motors, making them ideal for reducing electricity bills.

More Speed Options

DC fans often offer 5 to 6 speed settings—or more—providing finer control over airflow compared to standard fans.

Lightweight & Quiet Operation

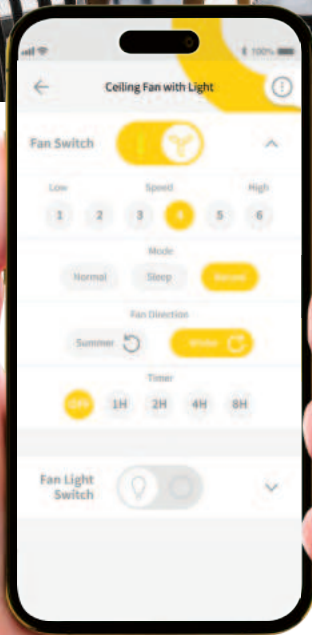
DC motors are smaller and lighter, allowing for sleeker fan designs and easier installation, with minimal noise making them perfect for bedrooms, offices, and other quiet spaces.



SMART Ceiling Fans

Smart ceiling fans combine modern technology with everyday comfort. With just a tap or a voice command, you can adjust the speed, set timers, or manage the lights, making home comfort effortless.






APP FEATURES

- Fan & Light On/Off Controls
- Fan Speed adjustments
- Mode selection
- Summer/Winter Modes
- Light Temperature Adjustment
- Light Dimming
- Scheduling & Countdown Timers
- Automations & Scenes





Energy Efficiency & Quiet Performance

Designed with energy-saving motors and silent operation, smart ceiling fans are ideal for both eco-conscious and comfort-focused users.

Lighting & Dimming Options

Integrated LED and/or globe light options with dimming features allow you to control both cooling and lighting from a single control device.

Smart Climate Integration

Many smart fans adjust their speed based on room temperature or connect with smart thermostats for efficient climate control.

Custom Scheduling & Automation

Set timers or daily schedules so the fan turns on & off automatically, saving energy and maintain comfort without manual effort.

App & Voice Control

Control your fan remotely using a smartphone app or voice assistants like Alexa and Google Assistant. This adds convenience and allows hands-free operation.

LARGE ROOM

3.7m x 3.7m
to 5.5m x 5.5m



1.2m to 1.4m Fan



DC
MOTOR

132cm
BLADE SWEEP

35W
FAN MOTOR

10,522m³/hr
MAX. AIR FLOW

3 IN-HOME
YEAR WARRANTY


6 MOTOR
YEAR WARRANTY

PRODUCT DETAILS

- Reversible airflow for summer/winter use
- Corrosion and UV-resistant ABS material
- 6-speed remote controller (incl.)
- 4-step dimmable 20W CCT LED light option
 - Warm/Neutral/Cool/Daylight (max. 1200lm)
- Extension rod available (sold separately)
- Adjustable slope tilt ($\leq 14^\circ$)
- Easy installation with quick-connect wiring
- For indoor and enclosed outdoor areas
- Tropically rated



● Black (BK)



AVAILABLE WITH
DIMMABLE LED CCT
LIGHT OPTION

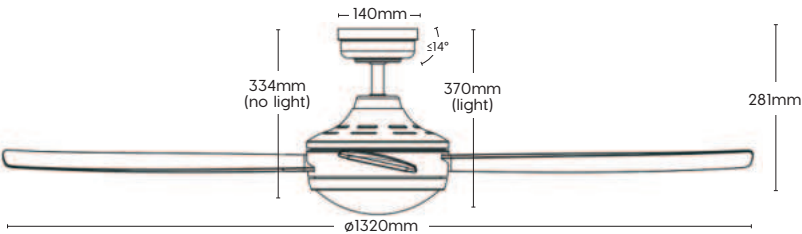
● White (WH)

PRODUCT REQUIREMENTS

Recommended Spaces: Large Room: 3.7m² – 5.5m²

- Living room
- Kitchen
- Bedroom
- Coastal areas
- Dining room
- Alfresco
- Study

PRODUCT DIMENSIONS



Model No.	Colour	Protocol	Hub	Blade Sweep	Motor	Max. Airflow	Weight	Light	Dimmable
FCI140WHWIFI	White	WiFi	Not required	132cm/52"	35W	10,552 m ³ /hr	5.6kg	No	-
FCI140BKWIFI	Black	WiFi	Not required	132cm/52"	35W	10,552 m ³ /hr	5.6kg	No	-
FCI148WHWIFI	White	WiFi	Not required	132cm/52"	35W	10,552 m ³ /hr	6.4kg	Yes	Yes
FCI148BKWIFI	Black	WiFi	Not required	132cm/52"	35W	10,552 m ³ /hr	6.4kg	Yes	Yes

LARGE ROOM

3.7m x 3.7m
to 5.5m x 5.5m



1.2m to 1.4m Fan



DC
MOTOR

137cm
BLADE SWEEP

35W
FAN MOTOR

10,228m³/hr
MAX. AIR FLOW

3 IN-HOME
YEAR WARRANTY

6 MOTOR
YEAR WARRANTY

PRODUCT DETAILS

- Reversible airflow for summer/winter use
- Corrosion and UV-resistant ABS material
- 6-speed remote controller (incl.)
- 4-step 18W CCT LED light option
 - Warm/Neutral/Cool/Daylight (max. 1000lm)
- Extension rod available (sold separately)
- Adjustable slope tilt ($\leq 10^\circ$)
- Easy installation with quick-connect wiring
- For indoor and enclosed outdoor areas
- Tropically rated



● White (WH)



AVAILABLE WITH
DIMMABLE LED CCT
LIGHT OPTION

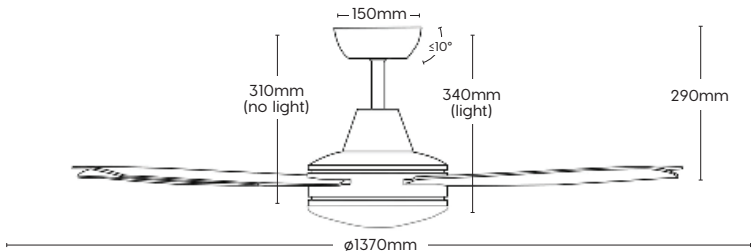
● Black (BK)

PRODUCT REQUIREMENTS

Recommended Spaces: Large Room: 3.7m² - 5.5m²

- Living room
- Kitchen
- Bedroom
- Coastal areas
- Dining room
- Alfresco
- Study

PRODUCT DIMENSIONS



Model No.	Colour	Protocol	Hub	Blade Sweep	Motor	Max. Airflow	Weight	Light	Dimmable
FC700134WHHA	White	WiFi	Not required	ø137cm/54"	35W	10,228 m ³ /hr	5kg	No	-
FC700134BKHA	Black	WiFi	Not required	ø137cm/54"	35W	10,228 m ³ /hr	5kg	No	-
FC708134WHHA	White	WiFi	Not required	ø137cm/54"	35W	10,228 m ³ /hr	5.5kg	Yes	Yes
FC708134BKHA	Black	WiFi	Not required	ø137cm/54"	35W	10,228 m ³ /hr	5.5kg	Yes	Yes

LARGE ROOM

3.7m x 3.7m
to 5.5m x 5.5m



1.2m to 1.4m Fan



DC
MOTOR

132cm
BLADE SWEEP

35W
FAN MOTOR

10,904m³/hr
MAX. AIR FLOW

3 IN-HOME
YEAR WARRANTY

6 MOTOR
YEAR WARRANTY

PRODUCT DETAILS

- Reversible airflow for summer/winter use
- Corrosion and UV-resistant ABS material
- Durable metal housing
- 6-speed remote controller (incl.)
- Dimmable 20W CCT LED light option
 - Warm/Cool/Daylight/Neutral (max. 1000lm)
- Extension rod available (sold separately)
- Adjustable slope tilt ($\leq 10^\circ$)
- Easy installation with quick-connect wiring
- For indoor and enclosed outdoor areas
- Tropically rated

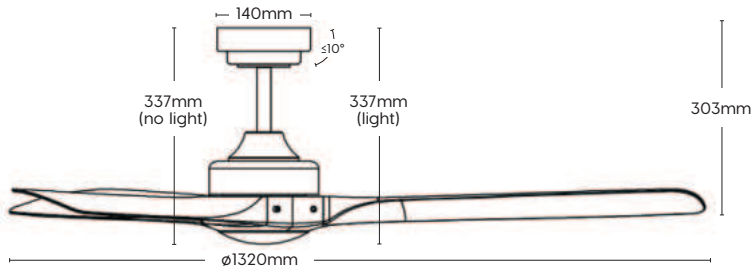


PRODUCT REQUIREMENTS

Recommended Spaces: Large Room: 3.7m² - 5.5m²

- Living room
- Kitchen
- Bedroom
- Coastal areas
- Dining room
- Alfresco
- Study

PRODUCT DIMENSIONS



Model No.	Colour	Protocol	Hub	Blade Sweep	Motor	Max. Airflow	Weight	Light	Dimmable
FC620133GBK	Black	WiFi	Not required	ø132cm/52"	35W	10,904 m ³ /hr	5kg	No	-
FC628133GBK	Black	WiFi	Not required	ø132cm/52"	35W	10,904 m ³ /hr	5.2kg	Yes	Yes



LARGE ROOM

3.7m x 3.7m
to 5.5m x 5.5m



1.2m to 1.4m Fan



● White (WH)

132cm
BLADE SWEEP

35W
FAN MOTOR

9,727 m³/hr
MAX. AIR FLOW

3 IN-HOME
YEAR WARRANTY

6 MOTOR
YEAR WARRANTY

PRODUCT DETAILS

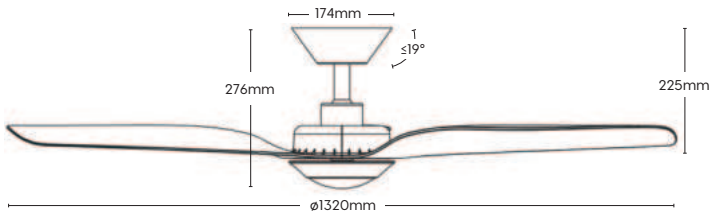
- Reversible airflow for summer/winter use
- Corrosion and UV-resistant ABS material
- 6-speed remote controller (incl.)
- 4-step 18W CCT LED light option
 - Warm/Neutral/Cool/Daylight (max. 1150lm)
- Extension rod available (sold separately)
- Adjustable slope tilt ($\leq 19^\circ$)
- Easy installation with quick-connect wiring
- For indoor and enclosed outdoor areas
- Tropically rated

PRODUCT REQUIREMENTS

Recommended Spaces: Large Room: 3.7m² - 5.5m²

- Living room
- Kitchen
- Bedroom
- Coastal areas
- Dining room
- Alfresco
- Study

PRODUCT DIMENSIONS



Model No.	Colour	Protocol	Hub	Blade Sweep	Motor	Max. Airflow	Weight	Light	Dimmable
FC798133GWW	White	WiFi	Not required	ø132cm/52"	35W	9,727 m ³ /hr	4.4kg	Yes	Yes



RECEIVER UNIT

● White (WH)

WARNING!

The battery can cause severe or fatal injuries in 2 hours or less if it is swallowed or placed inside any part of the body. If a coin battery is swallowed or placed inside any part of the body - SEEK IMMEDIATE MEDICAL ATTENTION.



REMOTE WITH WALL MOUNT

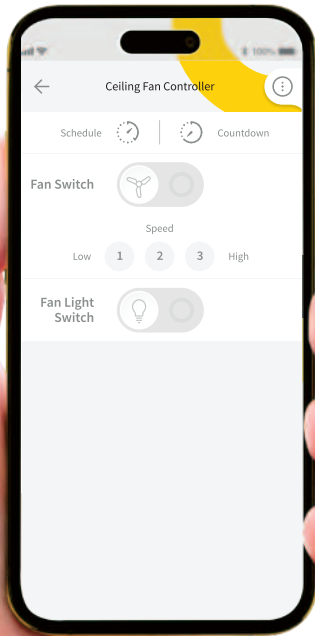

PRODUCT DETAILS

- Compatible with AC motors
 - Includes remote transmitter, receiver & wall mount
 - Enable/disable dimming
 - Fan settings (High, Med, Low, Off)
 - Light settings (ON/Off)
- Light settings memory
 - 2, 4 & 8 hour timer
 - Up to 10m radio frequency
 - Lithium button battery incl. *
 - 1 year warranty

Model No.	Colour	Protocol	Hub	Max. Load
FRM86G	White	WiFi	Not Required	180W (Fan), 100W (Light)



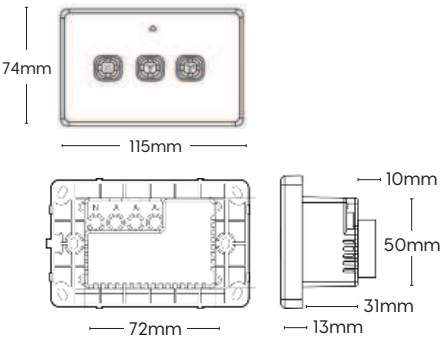
● White



PRODUCT DETAILS

- Touch capacitive switch
- Blue backlight indicator
- Fit to standard mounting bracket
- Polycarb UV resistant material

PRODUCT DIMENSIONS



Model No.	Colour	Protocol	Hub	Rating	Neutral	Ratings
SSWF01G-ZB	White	Zigbee	Required	150W (Fan)	Required	IP20
SSWF01G-WIFI	White	WiFi	Not required	150W (Fan)	Required	IP20

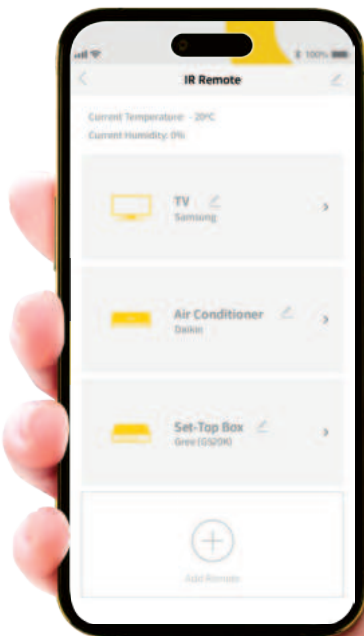
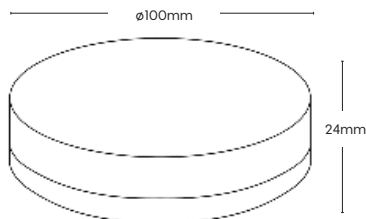


● Black

PRODUCT DETAILS

- Select from over 5000 cloud based preprogrammed remote codes
- Manually add codes using DIY function
- Self learning capability
- Built in temperature & humidity sensor
- Compatible with micro-USB (incl.)
- 3 year warranty

PRODUCT DIMENSIONS



Model No.	Colour	Protocol	Hub	Ratings
SBIR01	Black	WiFi	Not required	IP20



AC Ceiling Fans

AC ceiling fans are reliable and cost-effective cooling solutions that operate using alternating current, offering consistent airflow with multiple speed settings and efficient performance.

LARGE ROOM

3.7m x 3.7m
to 5.5m x 5.5m



1.2m to 1.4m Fan



133cm
BLADE SWEEP

60W
FAN MOTOR


9,700m³/hr
MAX. AIR FLOW

3 IN-HOME
YEAR WARRANTY

6 MOTOR
YEAR WARRANTY

PRODUCT DETAILS

- Reversible airflow for summer/winter use
- Corrosion & UV resistant ABS housing & blades
- 3-speed wall controller (incl.)
- Dimmable 20W CCT LED light option
 - 3000K/4000K/5000K (max. 1400lm)
- Dimmer/remote/extension rod available (sold separately)
- Adjustable slope tilt ($\leq 18^\circ$)
- Easy installation with quick connect wiring
- Tropically rated
- For indoor and enclosed outdoor areas

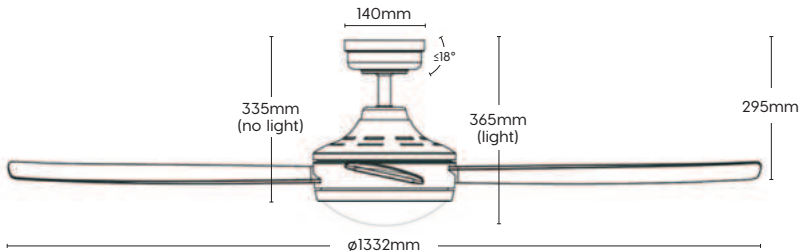


PRODUCT REQUIREMENTS

Recommended Spaces: Large Room: 3.7m² - 5.5m²

- Living room
- Kitchen
- Bedroom
- Coastal areas
- Dining room
- Alfresco
- Study

PRODUCT DIMENSIONS



Model No.	Colour	Blade Sweep	Motor	Max. Airflow	Weight	Light	Dimmable
FC770134WH	White	133cm/52"	60W	9,700 m ³ /hr	6.5kg	No	-
FC777134WH	White	133cm/52"	60W	9,700 m ³ /hr	6.9kg	Yes	Yes
FC777134BK	Black	133cm/52"	60W	9,700 m ³ /hr	6.9kg	Yes	Yes

LARGE ROOM

3.7m x 3.7m
to 5.5m x 5.5m



1.2m to 1.4m Fan



133cm
BLADE SWEEP

57W
FAN MOTOR


10,429 m³/hr
MAX. AIR FLOW

3 IN-HOME
YEAR WARRANTY

6 MOTOR
YEAR WARRANTY

PRODUCT DETAILS

- Reversible airflow for summer/winter use
- Corrosion and UV resistant ABS housing
- Corrosion and UV resistant ABS blades
- 3-speed wall controller (incl.)
- Dimmable 20W CCT LED light option
 - 3000K/4000K/5700K (max. 1550lm)
- Dimmer/remote/extension rod available (sold separately)
- Adjustable slope tilt ($\leq 12^\circ$)
- Easy installation with quick connect wiring
- Tropically rated
- For indoor and enclosed outdoor areas

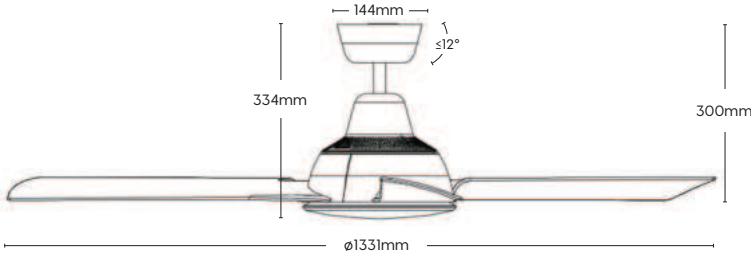


PRODUCT REQUIREMENTS

Recommended Spaces: Large Room: 3.7m² – 5.5m²

- Living room
- Kitchen
- Bedroom
- Coastal areas
- Dining room
- Alfresco
- Study

PRODUCT DIMENSIONS



Model No.	Colour	Blade Sweep	Motor	Max. Airflow	Weight	Light	Dimmable
FC580133WH	White	ø133cm/52"	57W	10,429 m ³ /hr	6.4kg	No	-
FC580133BK	Black	ø133cm/52"	57W	10,429 m ³ /hr	6.4kg	No	-
FC587133BK	Black	ø133cm/52"	57W	10,429 m ³ /hr	7kg	Yes	Yes

LARGE ROOM

3.7m x 3.7m
to 5.5m x 5.5m



1.2m to 1.4m Fan



122cm
BLADE SWEEP

50W
FAN MOTOR


7,300m³/hr
MAX. AIR FLOW

2 IN-HOME
YEAR WARRANTY

5 MOTOR
YEAR WARRANTY

PRODUCT DETAILS

- Reversible airflow for summer/winter use
- Corrosion and UV resistant ABS housing
- Corrosion and UV resistant ABS blades
- 3-speed wall controller (incl.)
- 3-Step dimmable 24W CCT LED light option
 - Warm/Cool/Daylight (max. 1150lm)
- Dimmer/remote/extension rod available (sold separately)
- Adjustable slope tilt ($\leq 10^\circ$)
- Easy installation with quick connect wiring
- Tropically rated
- For indoor and enclosed outdoor areas

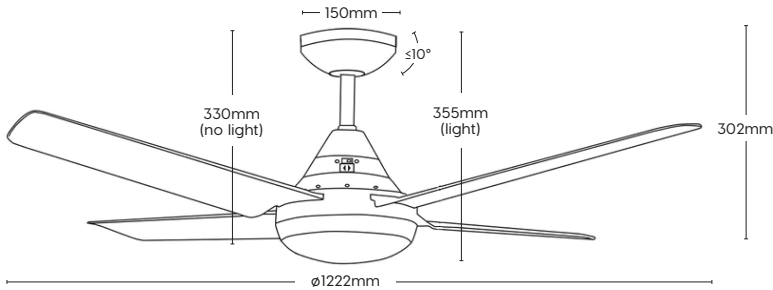


PRODUCT REQUIREMENTS

Recommended Spaces: Large Room: 3.7m² - 5.5m²

- Living room
- Kitchen
- Bedroom
- Coastal areas
- Dining room
- Alfresco
- Study

PRODUCT DIMENSIONS



Model No.	Colour	Blade Sweep	Motor	Max. Airflow	Weight	Light	Dimmable
FC950124WH	White	1222cm/48"	50W	7,300 m ³ /hr	5.3kg	No	-
FC958124WH	White	1222cm/48"	50W	7,300 m ³ /hr	5.9kg	Yes	Yes

LARGE ROOM3.7m x 3.7m
to 5.5m x 5.5m

1.2m to 1.4m Fan

**135cm**
BLADE SWEEP**80W**
FAN MOTOR**11,340** m³/hr
MAX. AIR FLOW**3** IN-HOME
YEAR WARRANTY**6** MOTOR
YEAR WARRANTY**PRODUCT DETAILS**

- Reversible airflow for summer/winter use
- Corrosion and UV resistant ABS housing
- Corrosion and UV resistant ABS blades
- 3-speed wall controller (incl.)
- Fitted 2x B22 globe option available
 - 15W max. L110mm x W55mm (not incl.)
- Dimmer/remote/extension rod available (sold separately)
- Adjustable slope tilt ($\leq 15^\circ$)
- Easy installation with quick connect wiring
- Tropically rated
- For indoor and enclosed outdoor areas

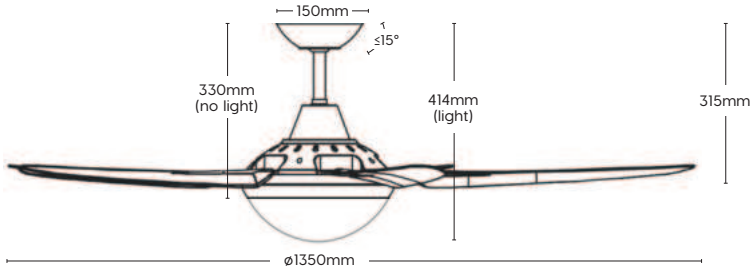


PRODUCT REQUIREMENTS

Recommended Spaces: Large Room: 3.7m² - 5.5m²

- Living room
- Kitchen
- Bedroom
- Coastal areas
- Dining room
- Alfresco
- Study

PRODUCT DIMENSIONS



Model No.	Colour	Blade Sweep	Motor	Max. Airflow	Weight	Light	Dimmable
FC660134WH	White	ø135cm/54"	80W	11,340 m ³ /hr	6.1kg	No	-
FC660134BK	Black	ø135cm/54"	80W	11,340 m ³ /hr	6.1kg	No	-
FC662134WH	White	ø135cm/54"	80W	11,340 m ³ /hr	6.9kg	Yes	Yes
FC662134BK	Black	ø135cm/54"	80W	11,340 m ³ /hr	6.9kg	Yes	Yes

LARGE ROOM3.7m x 3.7m
to 5.5m x 5.5m

1.2m to 1.4m Fan

**132cm**
BLADE SWEEP**60W**
FAN MOTOR**8,000 m³/hr**
MAX. AIR FLOW**3** IN-HOME
YEAR WARRANTY**6** MOTOR
YEAR WARRANTY**PRODUCT DETAILS**

- Reversible airflow for summer/winter use
- Cast aluminium material
- Quiet operation plywood blades
- 3-speed wall controller (incl.)
- Fitted 2x B22 CFL/LED globe option
 - 10W max. L110mm x W55mm (not incl.)
- Dimmer/remote/extension rod available (sold separately)
- Adjustable slope tilt ($\leq 21^\circ$)
- Easy installation with quick connect wiring
- Tropically rated
- For indoor and enclosed outdoor areas

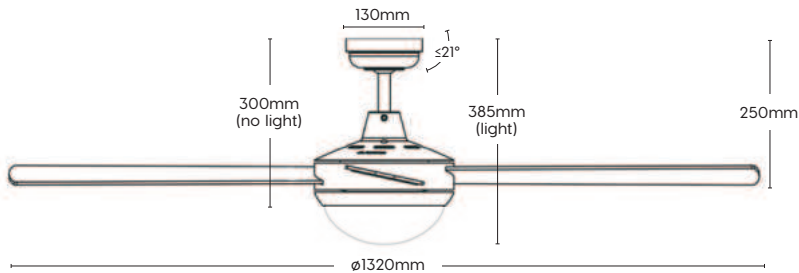


PRODUCT REQUIREMENTS

Recommended Spaces: Large Room: 3.7m² - 5.5m²

- Living room
- Kitchen
- Bedroom
- Dining room
- Alfresco
- Study

PRODUCT DIMENSIONS



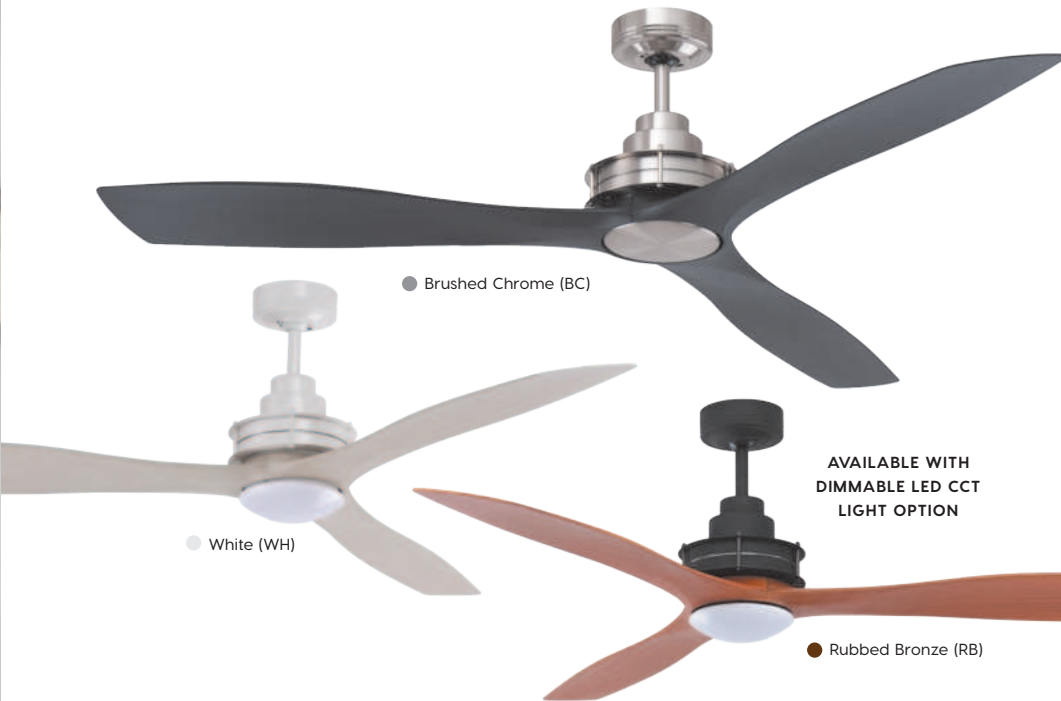
Model No.	Colour	Blade Sweep	Motor	Max. Airflow	Weight	Light	Dimmable
FC250134WH	White	ø132cm/52"	60W	8,000 m ³ /hr	6.3kg	No	-
FC250134BK	Black	ø132cm/52"	60W	8,000 m ³ /hr	6.3kg	No	-
FC250134BS	Brushed Steel	ø132cm/52"	60W	8,000 m ³ /hr	6.3kg	No	-
FC252134WH	White	ø132cm/52"	60W	8,000 m ³ /hr	7.0kg	Yes	No
FC252134BK	Black	ø132cm/52"	60W	8,000 m ³ /hr	7.0kg	Yes	No
FC252134BS	Brushed Steel	ø132cm/52"	60W	8,000 m ³ /hr	7.0kg	Yes	No

LARGE ROOM3.7m x 3.7m
to 5.5m x 5.5m

1.2m to 1.4m Fan

**142cm**
BLADE SWEEP**75W**
FAN MOTOR**12,336m³/hr**
MAX. AIR FLOW**3** IN-HOME
YEAR WARRANTY**6** MOTOR
YEAR WARRANTY**PRODUCT DETAILS**

- Reversible airflow for summer/winter use
- Corrosion resistant metal housing
- UV resistant ABS blades
- 3-speed wall controller (incl.)
- Dimmable 13W CCT LED light option
 - 3000K/4000K/5700K (max. 750lm)
- Dimmer/remote/extension rod available (sold separately)
- Adjustable slope tilt ($\leq 20^\circ$)
- Easy installation with quick connect wiring
- Tropically rated
- For indoor and enclosed outdoor areas

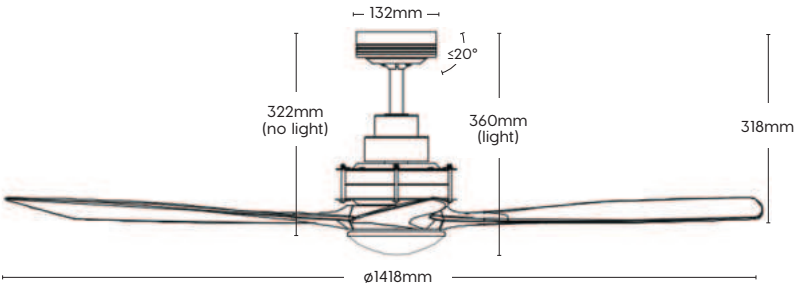


PRODUCT REQUIREMENTS

Recommended Spaces: Large Room: 3.7m² - 5.5m²

- Living room
- Kitchen
- Study
- Dining room
- Bedroom

PRODUCT DIMENSIONS



Model No.	Colour	Blade Sweep	Motor	Max. Airflow	Weight	Light	Dimmable
FC760143WH	White	ø142cm/56"	75W	12,336 m ³ /hr	7.2kg	No	-
FC760143BC	Brushed Chrome	ø142cm/56"	75W	12,336 m ³ /hr	7.2kg	No	-
FC768143WH	White	ø142cm/56"	75W	12,336 m ³ /hr	7.5kg	Yes	Yes
FC768143BC	Brushed Chrome	ø142cm/56"	75W	12,336 m ³ /hr	7.5kg	Yes	Yes
FC768143RB	Rubbed Bronze	ø142cm/56"	75W	12,336 m ³ /hr	7.5kg	Yes	Yes

LARGE ROOM

3.7m x 3.7m
to 5.5m x 5.5m



1.2m to 1.4m Fan



120cm
BLADE SWEEP

60W
FAN MOTOR

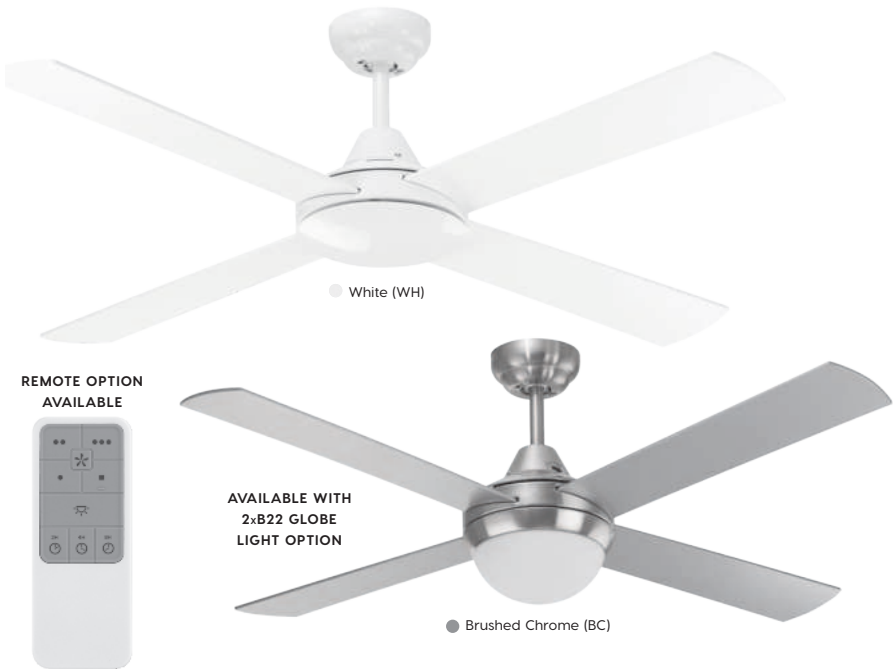
7,400 m³/hr
MAX. AIR FLOW

2 IN-HOME
YEAR WARRANTY

5 MOTOR
YEAR WARRANTY

PRODUCT DETAILS

- Reversible airflow for summer/winter use
- Corrosion resistant metal housing
- Quiet operation plywood blades
- 3-speed wall controller (incl.)
- Fitted 2x B22 CFL/LED globe option
- 10W max. L110mm x W55mm (not incl.)
- Remote option available (FC922124R)
- Extension rod available (sold separately)
- Adjustable slope tilt ($\leq 23^\circ$) - No remote
- Adjustable slope tilt ($\leq 9^\circ$) - Remote
- Easy installation with quick connect wiring
- Tropically rated
- For indoor and enclosed outdoor areas

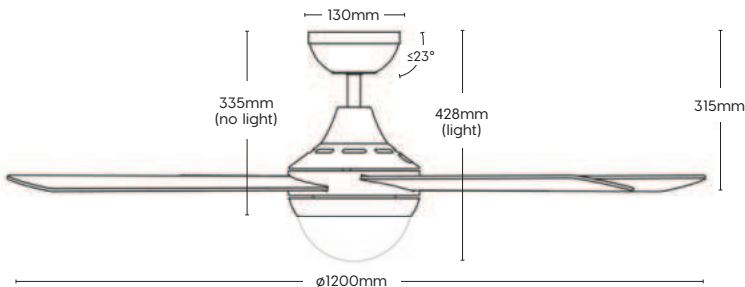


PRODUCT REQUIREMENTS

Recommended Spaces: Large Room: 3.7m² - 5.5m²

- Living room
- Kitchen
- Study
- Dining room
- Bedroom

PRODUCT DIMENSIONS



Model No.	Colour	Remote	Blade Sweep	Motor	Max. Airflow	Weight	Light	Dimmable
FC920124WH	White	No	ø120cm/48"	60W	7,400 m ³ /hr	5.4kg	No	-
FC922124WH	White	No	ø120cm/48"	60W	7,400 m ³ /hr	6.1kg	Yes	No
FC922124RWH	White	Yes	ø120cm/48"	60W	7,400 m ³ /hr	6.2kg	Yes	Yes
FC922124RBC	Brushed Chrome	Yes	ø120cm/48"	60W	7,400 m ³ /hr	6.2kg	Yes	Yes

LARGE ROOM

3.7m x 3.7m
to 5.5m x 5.5m



1.2m to 1.4m Fan



132cm
BLADE SWEEP

IP44
RATING

65W
FAN MOTOR

7,552 m³/hr
MAX. AIR FLOW

2 IN-HOME
YEAR WARRANTY

5 MOTOR
YEAR WARRANTY

PRODUCT DETAILS

- Reversible airflow for summer/winter use
- Corrosion resistant metal housing
- UV resistant ABS blades
- 3-speed wall controller (incl.)
- Remote/ extension rod available (sold separately)
- Adjustable slope tilt ($\leq 20^\circ$)
- Easy installation with quick connect wiring
- Tropically rated
- IP44 rated
- For indoor and enclosed outdoor use



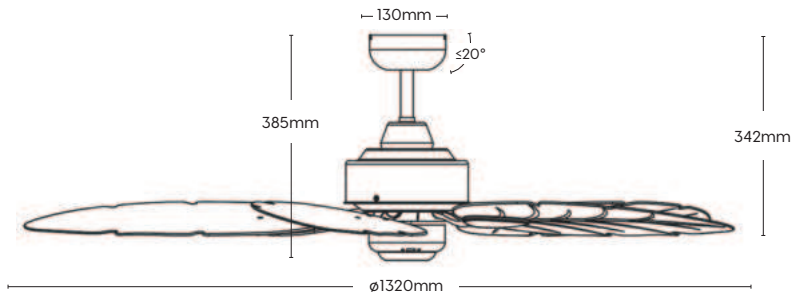
● Brown (BR)

PRODUCT REQUIREMENTS

Recommended Spaces: Large Room: 3.7m² - 5.5m²

- Living room
- Kitchen
- Bedroom
- Coastal areas
- Dining room
- Alfresco
- Study

PRODUCT DIMENSIONS



Model No.	Colour	Blade Sweep	Motor	Max. Airflow	Weight	Light
FC190135BR	Brown	ø132cm/52"	65W	7,522 m ³ /hr	8.3kg	No

LARGE ROOM

3.7m x 3.7m
to 5.5m x 5.5m



1.2m to 1.4m Fan



132cm
BLADE SWEEP

60W
FAN MOTOR

8,021 m³/hr
MAX. AIR FLOW

2 IN-HOME
YEAR WARRANTY

5 MOTOR
YEAR WARRANTY

PRODUCT DETAILS

- Reversible airflow for summer/winter use
- Corrosion resistant metal housing
- Quiet operation plywood blades
- 3-speed pull chain switch
- Remote/ extension rod available (sold separately)
- Adjustable slope tilt ($\leq 19^\circ$)
- Easy installation with quick connect wiring
- Tropically rated
- For indoor use only

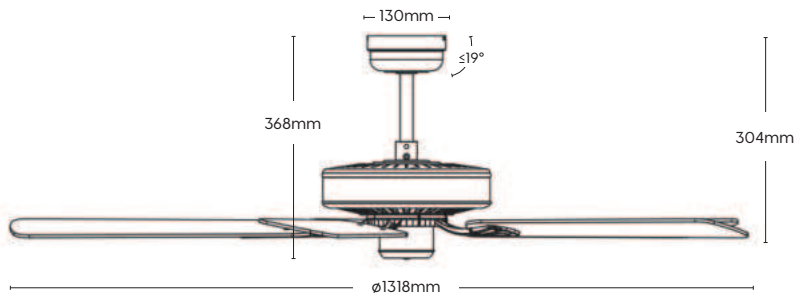


PRODUCT REQUIREMENTS

Recommended Spaces: Large Room: 3.7m² – 5.5m²

- Living room
- Kitchen
- Study
- Dining room
- Bedroom

PRODUCT DIMENSIONS

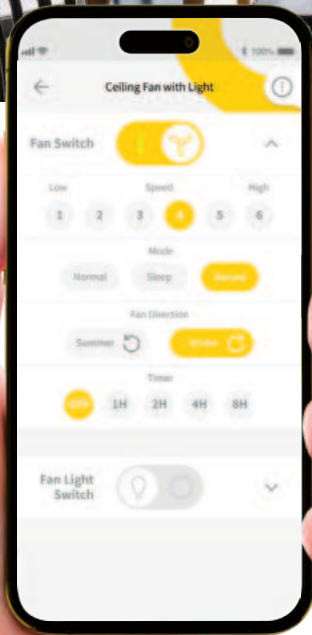


Model No.	Colour	Blade Sweep	Motor	Max. Airflow	Weight	Light
FC050135AB	Antique Brass	132cm/52"	60W	8,021 m ³ /hr	6.88kg	No



DC Ceiling Fans

DC ceiling fans feature energy-efficient direct current motors to deliver powerful airflow with quieter operation and precise speed control, making them ideal for modern, eco-conscious spaces.



APP FEATURES

- Fan & Light On/Off Controls
- Fan Speed adjustments
- Mode selection
- Summer/Winter Modes
- Light Temperature Adjustment
- Light Dimming
- Scheduling & Countdown Timers
- Automations & Scenes



LARGE ROOM

3.7m x 3.7m
to 5.5m x 5.5m

1.2m to 1.4m Fan



● White (WH)

132cm
BLADE SWEEP35W
FAN MOTOR9,727 m³/hr
MAX. AIR FLOW3 IN-HOME
YEAR WARRANTY6 MOTOR
YEAR WARRANTY

PRODUCT DETAILS

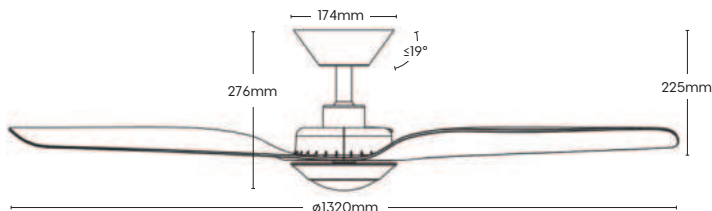
- Reversible airflow for summer/winter use
- Corrosion and UV-resistant ABS material
- 6-speed remote controller (incl.)
- 4-step 18W CCT LED light option
 - Warm/Neutral/Cool/Daylight (max. 1150lm)
- Extension rod available (sold separately)
- Adjustable slope tilt ($\leq 19^\circ$)
- Easy installation with quick-connect wiring
- For indoor and enclosed outdoor areas
- Tropically rated

PRODUCT REQUIREMENTS

Recommended Spaces: Large Room: 3.7m² - 5.5m²

- Living room
- Kitchen
- Bedroom
- Coastal areas
- Dining room
- Alfresco
- Study

PRODUCT DIMENSIONS



Model No.	Colour	Protocol	Hub	Blade Sweep	Motor	Max. Airflow	Weight	Light	Dimmable
FC798133GWW	White	WiFi	Not required	ø132cm/52"	35W	9,727 m³/hr	4.4kg	Yes	Yes

LARGE ROOM

3.7m x 3.7m
to 5.5m x 5.5m



1.2m to 1.4m Fan



132cm
BLADE SWEEP

35W
FAN MOTOR

10,522 m³/hr
MAX. AIR FLOW

3 IN-HOME
YEAR WARRANTY


6 MOTOR
YEAR WARRANTY

PRODUCT DETAILS

- Reversible airflow for summer/winter use
- Corrosion and UV-resistant ABS material
- 6-speed remote controller (incl.)
- 4-step dimmable 20W CCT LED light option
 - Warm/Neutral/Cool/Daylight (max. 1200lm)
- Extension rod available (sold separately)
- Adjustable slope tilt ($\leq 14^\circ$)
- Easy installation with quick-connect wiring
- For indoor and enclosed outdoor areas
- Tropically rated



● Black (BK)



AVAILABLE WITH
DIMMABLE LED CCT
LIGHT OPTION

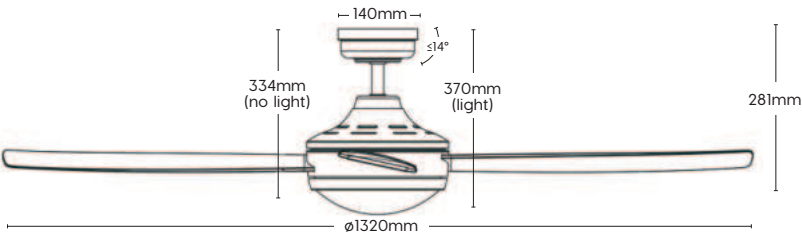
● White (WH)

PRODUCT REQUIREMENTS

Recommended Spaces: Large Room: 3.7m² – 5.5m²

- Living room
- Kitchen
- Bedroom
- Coastal areas
- Dining room
- Alfresco
- Study

PRODUCT DIMENSIONS



Model No.	Colour	Protocol	Hub	Blade Sweep	Motor	Max. Airflow	Weight	Light	Dimmable
FCI140WHWIFI	White	WiFi	Not required	132cm/52"	35W	10,552 m ³ /hr	5.6kg	No	-
FCI140BKWIFI	Black	WiFi	Not required	132cm/52"	35W	10,552 m ³ /hr	5.6kg	No	-
FCI148WHWIFI	White	WiFi	Not required	132cm/52"	35W	10,552 m ³ /hr	6.4kg	Yes	Yes
FCI148BKWIFI	Black	WiFi	Not required	132cm/52"	35W	10,552 m ³ /hr	6.4kg	Yes	Yes

LARGE ROOM

3.7m x 3.7m
to 5.5m x 5.5m



1.2m to 1.4m Fan



137cm
BLADE SWEEP

35W
FAN MOTOR

10,228 m³/hr
MAX. AIR FLOW

3 IN-HOME
YEAR WARRANTY

6 MOTOR
YEAR WARRANTY

PRODUCT DETAILS

- Reversible airflow for summer/winter use
- Corrosion and UV-resistant ABS material
- 6-speed remote controller (incl.)
- 4-step 18W CCT LED light option
 - Warm/Neutral/Cool/Daylight (max. 1000lm)
- Extension rod available (sold separately)
- Adjustable slope tilt ($\leq 10^\circ$)
- Easy installation with quick-connect wiring
- For indoor and enclosed outdoor areas
- Tropically rated



● White (WH)



AVAILABLE WITH
DIMMABLE LED CCT
LIGHT OPTION

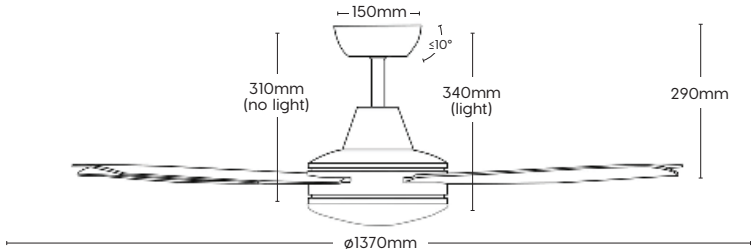
● Black (BK)

PRODUCT REQUIREMENTS

Recommended Spaces: Large Room: 3.7m² - 5.5m²

- Living room
- Kitchen
- Bedroom
- Coastal areas
- Dining room
- Alfresco
- Study

PRODUCT DIMENSIONS



Model No.	Colour	Protocol	Hub	Blade Sweep	Motor	Max. Airflow	Weight	Light	Dimmable
FC700134WHHA	White	WiFi	Not required	ø137cm/54"	35W	10,228 m ³ /hr	5.0kg	No	-
FC700134BKHA	Black	WiFi	Not required	ø137cm/54"	35W	10,228 m ³ /hr	5.0kg	No	-
FC708134WHHA	White	WiFi	Not required	ø137cm/54"	35W	10,228 m ³ /hr	5.5kg	Yes	Yes
FC708134BKHA	Black	WiFi	Not required	ø137cm/54"	35W	10,228 m ³ /hr	5.5kg	Yes	Yes

LARGE ROOM

3.7m x 3.7m
to 5.5m x 5.5m



1.2m to 1.4m Fan



132cm
BLADE SWEEP

35W
FAN MOTOR

10,904 m³/hr
MAX. AIR FLOW

3 IN-HOME
YEAR WARRANTY

6 MOTOR
YEAR WARRANTY

PRODUCT DETAILS

- Reversible airflow for summer/winter use
- Corrosion and UV-resistant ABS material
- Durable metal housing
- 6-speed remote controller (incl.)
- Dimmable 20W CCT LED light option
 - Warm/Neutral/Cool/Daylight (max. 1000lm)
- Extension rod available (sold separately)
- Adjustable slope tilt ($\leq 10^\circ$)
- Easy installation with quick-connect wiring
- For indoor and enclosed outdoor areas
- Tropically rated

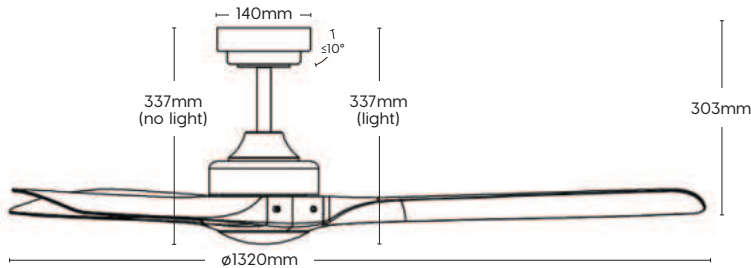


PRODUCT REQUIREMENTS

Recommended Spaces: Large Room: 3.7m² - 5.5m²

- Living room
- Kitchen
- Bedroom
- Dining room
- Alfresco
- Study

PRODUCT DIMENSIONS



Model No.	Colour	Protocol	Hub	Blade Sweep	Motor	Max. Airflow	Weight	Light	Dimmable
FC620133GBK	Black	WiFi	Not required	ø132cm/52"	35W	10,904 m ³ /hr	5.0kg	No	-
FC628133GBK	Black	WiFi	Not required	ø132cm/52"	35W	10,904 m ³ /hr	5.2kg	Yes	Yes

LARGE ROOM

3.7m x 3.7m
to 5.5m x 5.5m



1.2m to 1.4m Fan



132cm
BLADE SWEEP

30W
FAN MOTOR


10,000 m³/hr
MAX. AIR FLOW

3 IN-HOME
YEAR WARRANTY

6 MOTOR
YEAR WARRANTY

PRODUCT DETAILS

- Reversible airflow for summer/winter use
- Corrosion and UV-resistant ABS housing
- Corrosion and UV-resistant ABS blades
- 6-speed hardwired multi functional wall controller (incl.)
- 4-step 19W CCT LED light option
 - Warm/Neutral/Cool/Daylight (max. 1300lm)
- Control buttons under fascia cover
- Ideal for AC to DC retrofits
- Remote/extension rod available (sold separately)
- Easy installation with quick-connect wiring
- For indoor and enclosed outdoor areas
- Tropically rated

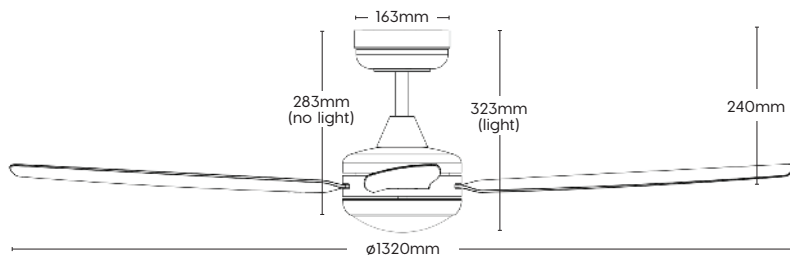


PRODUCT REQUIREMENTS

Recommended Spaces: Large Room: 3.7m² - 5.5m²

- Living room
- Kitchen
- Bedroom
- Coastal areas
- Dining room
- Alfresco
- Study

PRODUCT DIMENSIONS



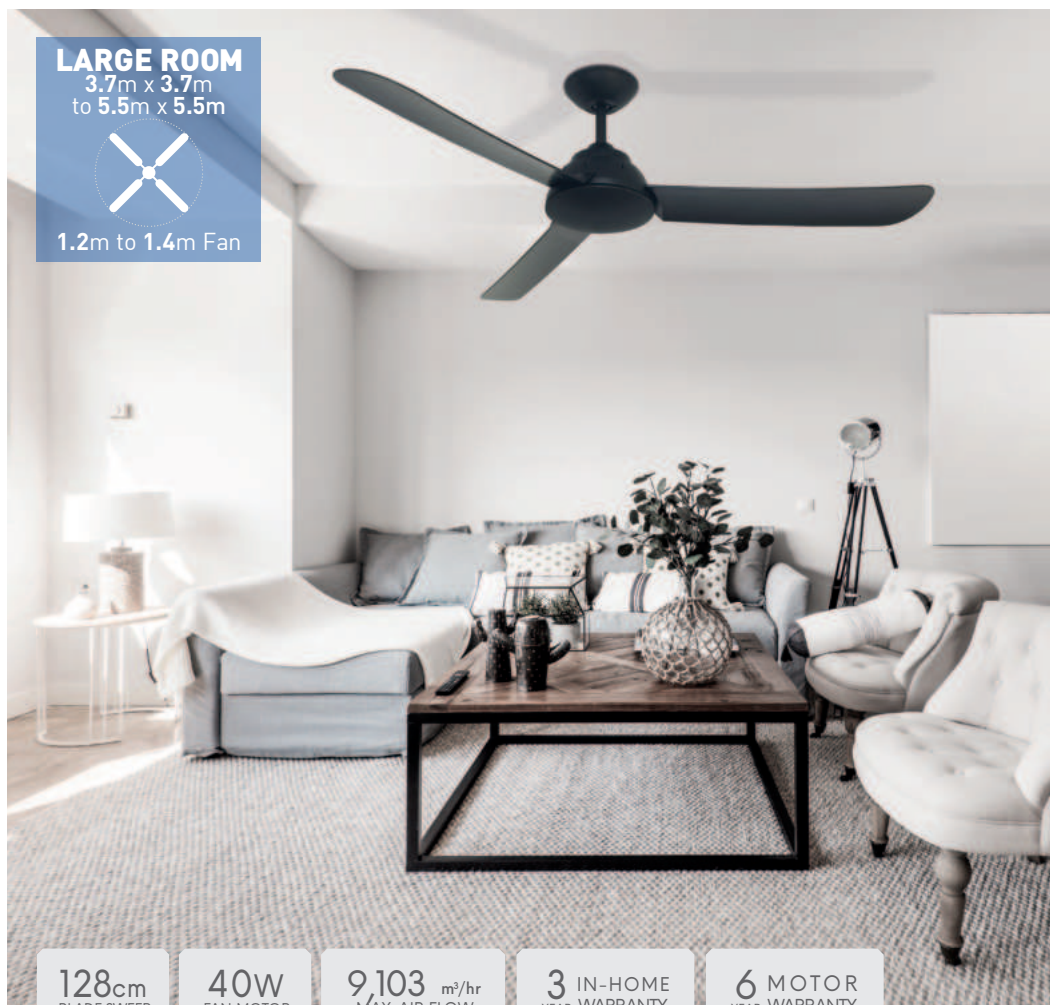
Model No.	Colour	Blade Sweep	Motor	Weight	Light	Dimmable
FC1180134WH	White	ø132cm/52"	30W	4.5kg	No	-
FC1188134WH	White	ø132cm/52"	30W	5.0kg	Yes	Yes

LARGE ROOM

3.7m x 3.7m
to 5.5m x 5.5m



1.2m to 1.4m Fan



128cm
BLADE SWEEP

40W
FAN MOTOR


9,103 m³/hr
MAX. AIR FLOW

3 IN-HOME
YEAR WARRANTY

6 MOTOR
YEAR WARRANTY

PRODUCT DETAILS

- Reversible airflow for summer/winter use
- Corrosion and UV-resistant ABS material
- 6-speed remote controller (incl.)
- 3-step 24W CCT LED light option
 - Warm/Cool/Daylight (max. 1300lm)
- Adjustable slope tilt ($\leq 15^\circ$)
- Extension rod available (sold separately)
- Easy installation with quick-connect wiring
- Tropically rated

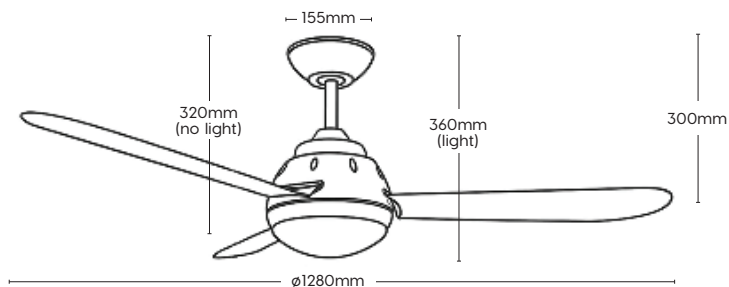


PRODUCT REQUIREMENTS

Recommended Spaces: Large Room: 3.7m² - 5.5m²

- Living room
- Kitchen
- Bedroom
- Coastal areas
- Dining room
- Alfresco
- Study

PRODUCT DIMENSIONS



Model No.	Colour	Blade Sweep	Motor	Max. Airflow	Weight	Light	Dimmable
FC940I23WH	White	ø128cm/50"	40W	9,103 m ³ /hr	3.8kg	No	-
FC940I23BK	Black	ø128cm/50"	40W	9,103 m ³ /hr	3.8kg	No	-
FC947I23WH	White	ø128cm/50"	40W	9,103 m ³ /hr	4.35kg	Yes	Yes
FC947I23BK	Black	ø128cm/50"	40W	9,103 m ³ /hr	4.35kg	Yes	Yes

LARGE ROOM3.7m x 3.7m
to 5.5m x 5.5m

1.2m to 1.4m Fan

132cm
BLADE SWEEP35W
FAN MOTOR10,600 m³/hr
MAX. AIR FLOW2 IN-HOME
YEAR WARRANTY5 MOTOR
YEAR WARRANTY**PRODUCT DETAILS**

- Reversible airflow for summer/winter use
- Corrosion and UV-resistant ABS material
- 6-speed remote controller (incl.)
- 4-step 18W CCT LED light option
 - Warm/Neutral/Cool/Daylight (max. 1200lm)
- Adjustable slope tilt ($\leq 20^\circ$)
- Extension rod available (sold separately)
- Easy installation with quick-connect wiring
- For indoor and enclosed outdoor areas

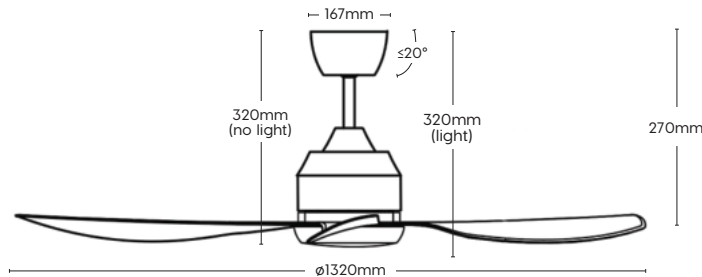


PRODUCT REQUIREMENTS

Recommended Spaces: Large Room: 3.7m² - 5.5m²

- Living room
- Kitchen
- Bedroom
- Coastal areas
- Dining room
- Alfresco
- Study

PRODUCT DIMENSIONS



Model No.	Colour	Blade Sweep	Motor	Max. Airflow	Weight	Light	Dimmable
FC21I0133WH	White	ø132cm/52"	35W	10,600 m ³ /hr	4.7kg	No	-
FC21I0133BK	Black	ø132cm/52"	35W	10,600 m ³ /hr	4.7kg	No	-
FC21I0133DT	Dark Timber	ø132cm/52"	35W	10,600 m ³ /hr	4.7kg	No	-
FC21I8133WH	White	ø132cm/52"	35W	10,600 m ³ /hr	5.2kg	Yes	Yes
FC21I8133BK	Black	ø132cm/52"	35W	10,600 m ³ /hr	5.2kg	Yes	Yes
FC21I8133DT	Dark Timber	ø132cm/52"	35W	10,600 m ³ /hr	5.2kg	Yes	Yes

LARGE ROOM

3.7m x 3.7m
to 5.5m x 5.5m



1.2m to 1.4m Fan



122cm
BLADE SWEEP

30W
FAN MOTOR


9,200 m³/hr
MAX. AIR FLOW

2 IN-HOME
YEAR WARRANTY

5 MOTOR
YEAR WARRANTY

PRODUCT DETAILS

- Reversible airflow for summer/winter use
- Corrosion and UV-resistant ABS material
- 6-speed remote controller (incl.)
- 4-step 18W CCT LED light option
 - Warm/Neutral/Cool/Daylight (max. 1200lm)
- Adjustable slope tilt ($\leq 20^\circ$)
- Extension rod available (sold separately)
- Easy installation with quick-connect wiring
- For indoor and enclosed outdoor areas

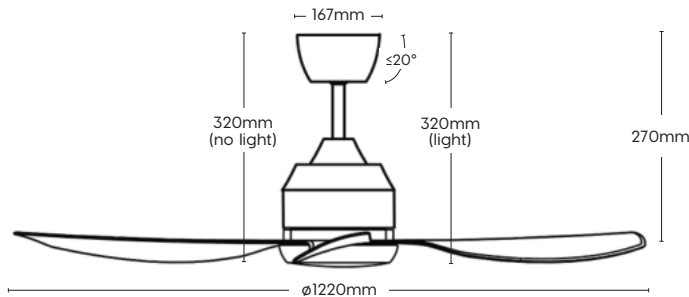


PRODUCT REQUIREMENTS

Recommended Spaces: Large Room: 3.7m² - 5.5m²

- Living room
- Kitchen
- Bedroom
- Coastal areas
- Dining room
- Alfresco
- Study

PRODUCT DIMENSIONS



Model No.	Colour	Blade Sweep	Motor	Max. Airflow	Weight	Light	Dimmable
FC2110123WH	White	122cm/48"	30W	9,200 m ³ /hr	4.4kg	No	-
FC2118123WH	White	122cm/48"	30W	9,200 m ³ /hr	4.9kg	Yes	Yes

LARGE ROOM

3.7m x 3.7m
to 5.5m x 5.5m



1.2m to 1.4m Fan

132cm
BLADE SWEEP

35W
FAN MOTOR


11,300 m³/hr
MAX. AIR FLOW

2 IN-HOME
YEAR WARRANTY

5 MOTOR
YEAR WARRANTY

PRODUCT DETAILS

- Reversible airflow for summer/winter use
- Corrosion and UV-resistant ABS material
- 6-speed remote controller (incl.)
- 4-step 18W CCT LED light option
 - Warm/Neutral/Cool/Daylight (max. 1200lm)
- Adjustable slope tilt ($\leq 20^\circ$)
- Extension rod available (sold separately)
- Easy installation with quick-connect wiring
- For indoor and enclosed outdoor areas

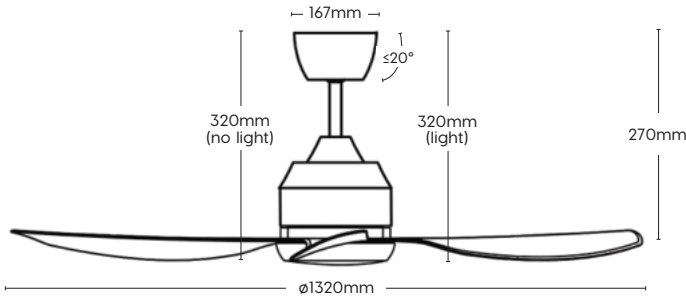


PRODUCT REQUIREMENTS

Recommended Spaces: Large Room: 3.7m² - 5.5m²

- Living room
- Kitchen
- Bedroom
- Coastal areas
- Dining room
- Alfresco
- Study

PRODUCT DIMENSIONS



Model No.	Colour	Blade Sweep	Motor	Max. Airflow	Weight	Light	Dimmable
FC2110134WH	White	ø132cm/52"	35W	11,300 m ³ /hr	5.2kg	No	-
FC2118134WH	White	ø132cm/52"	35W	11,300 m ³ /hr	5.7kg	Yes	Yes

SMALL ROOM
3.1m x 3.1m or Smaller



1.1m Fan or smaller



92cm
BLADE SWEEP

16W
FAN MOTOR

5,000 m³/hr
MAX. AIR FLOW

2 IN-HOME
YEAR WARRANTY

5 MOTOR
YEAR WARRANTY

PRODUCT DETAILS

- Reversible airflow for summer/winter use
- Corrosion and UV-resistant ABS material
- 6-speed remote controller (incl.)
- 4-step 18W CCT LED light option
 - Warm/Neutral/Cool/Daylight (max. 1200lm)
- Adjustable slope tilt ($\leq 20^\circ$)
- Extension rod available (sold separately)
- Easy installation with quick-connect wiring
- For indoor and enclosed outdoor areas

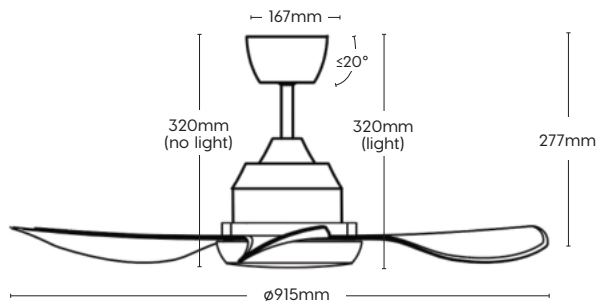


PRODUCT REQUIREMENTS

Recommended Spaces: Small Room: 3.1m² or smaller

- Dining room
- Kitchen
- Bedroom
- Study

PRODUCT DIMENSIONS



Model No.	Colour	Blade Sweep	Motor	Max. Airflow	Weight	Light	Dimmable
FC2110093WH	White	ø92cm/36"	16W	5,000 m ³ /hr	3.7kg	No	-
FC2118093WH	White	ø92cm/36"	16W	5,000 m ³ /hr	4.2kg	Yes	Yes

LARGE ROOM3.7m x 3.7m
to 5.5m x 5.5m

1.2m to 1.4m Fan

137cm
BLADE SWEEP35W
FAN MOTOR10,228 m³/hr
MAX. AIR FLOW3 IN-HOME
YEAR WARRANTY6 MOTOR
YEAR WARRANTY**PRODUCT DETAILS**

- Reversible airflow for summer/winter use
- Corrosion and UV-resistant ABS material
- 6-speed remote controller (incl.)
- 4-step 18W CCT LED light option
 - 3000K/4000K/5000K/5700K (max. 1000lm)
- 1H/4H/8H fan & light off timer
- Adjustable slope tilt ($\leq 10^\circ$)
- Extension rod available (sold separately)
- Easy installation with quick-connect wiring
- For indoor and enclosed outdoor areas

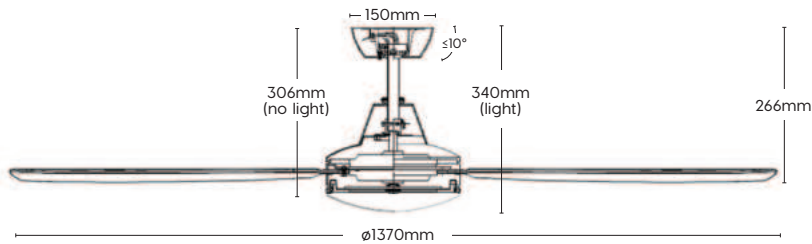


PRODUCT REQUIREMENTS

Recommended Spaces: Large Room: 3.7m² - 5.5m²

- Living room
- Kitchen
- Bedroom
- Coastal areas
- Dining room
- Alfresco
- Study

PRODUCT DIMENSIONS



Model No.	Colour	Blade Sweep	Motor	Max. Airflow	Weight	Light	Dimmable
FC700134WH	White	ø137cm/54"	35W	10,228 m ³ /hr	5.0kg	No	-
FC700134BK	Black	ø137cm/54"	35W	10,228 m ³ /hr	5.0kg	No	-
FC708134WH	White	ø137cm/54"	35W	10,228 m ³ /hr	5.5kg	Yes	Yes
FC708134BK	Black	ø137cm/54"	35W	10,228 m ³ /hr	5.5kg	Yes	Yes

LARGE ROOM3.7m x 3.7m
to 5.5m x 5.5m

1.2m to 1.4m Fan

122cm
BLADE SWEEP35W
FAN MOTOR9,500 m³/hr
MAX. AIR FLOW3 IN-HOME
YEAR WARRANTY6 MOTOR
YEAR WARRANTY**PRODUCT DETAILS**

- Reversible airflow for summer/winter use
- Corrosion and UV-resistant ABS material
- 6-speed remote controller (incl.)
- 4-step 18W CCT LED light option
 - Warm/Neutral/Cool/Daylight (max. 1000lm)
- Adjustable slope tilt ($\leq 10^\circ$)
- Extension rod available (sold separately)
- Easy installation with quick-connect wiring
- For indoor and enclosed outdoor areas

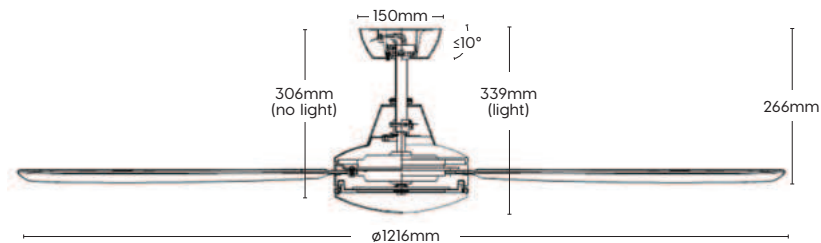


PRODUCT REQUIREMENTS

Recommended Spaces: Large Room: 3.7m² – 5.5m²

- Living room
- Kitchen
- Bedroom
- Coastal areas
- Dining room
- Alfresco
- Study

PRODUCT DIMENSIONS



Model No.	Colour	Blade Sweep	Motor	Max. Airflow	Weight	Light	Dimmable
FC700I24WH	White	ø122cm/48"	35W	9,500 m ³ /hr	4.6kg	No	-
FC700I24BK	Black	ø122cm/48"	35W	9,500 m ³ /hr	4.6kg	No	-
FC708I24WH	White	ø122cm/48"	35W	9,500 m ³ /hr	5kg	Yes	Yes
FC708I24BK	Black	ø122cm/48"	35W	9,500 m ³ /hr	5kg	Yes	Yes

LARGE ROOM3.7m x 3.7m
to 5.5m x 5.5m

1.2m to 1.4m Fan

137cm
BLADE SWEEP30W
FAN MOTOR9,403 m³/hr
MAX. AIR FLOW3 IN-HOME
YEAR WARRANTY6 MOTOR
YEAR WARRANTY**PRODUCT DETAILS**

- Reversible airflow for summer/winter use
- Corrosion and UV-resistant ABS material
- 6-speed remote controller (incl.)
- 4-step 20W CCT LED light option
 - Warm/Neutral/Cool/Daylight (max. 1200lm)
- Adjustable slope tilt ($\leq 10^\circ$)
- Extension rod available (sold separately)
- Easy installation with quick-connect wiring
- For indoor and enclosed outdoor areas

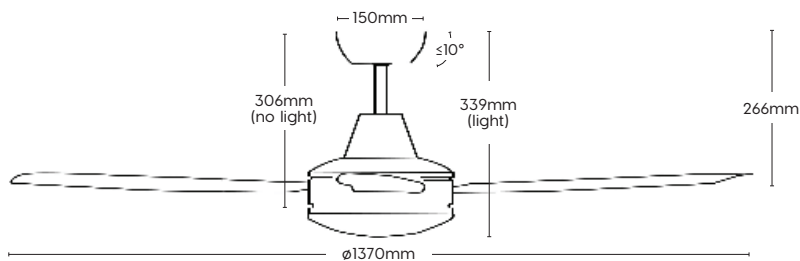


PRODUCT REQUIREMENTS

Recommended Spaces: Large Room: 3.7m² - 5.5m²

- Living room
- Kitchen
- Bedroom
- Coastal areas
- Dining room
- Alfresco
- Study

PRODUCT DIMENSIONS



Model No.	Colour	Blade Sweep	Motor	Max. Airflow	Weight	Light	Dimmable
FC700133WH	White	ø137cm/54"	30W	9,403 m ³ /hr	4.5kg	-	-
FC700133BK	Black	ø137cm/54"	30W	9,403 m ³ /hr	4.5kg	-	-
FC708133WH	White	ø137cm/54"	30W	9,403 m ³ /hr	5.0kg	20W CCT LED	Yes
FC708133BK	Black	ø137cm/54"	30W	9,403 m ³ /hr	5.0kg	20W CCT LED	Yes

LARGE ROOM
3.7m x 3.7m
to 5.5m x 5.5m



1.2m to 1.4m Fan



● Black (BK)

142cm
BLADE SWEEP

35W
FAN MOTOR

12,995 m³/hr
MAX. AIR FLOW

3 IN-HOME
YEAR WARRANTY

6 MOTOR
YEAR WARRANTY

PRODUCT DETAILS

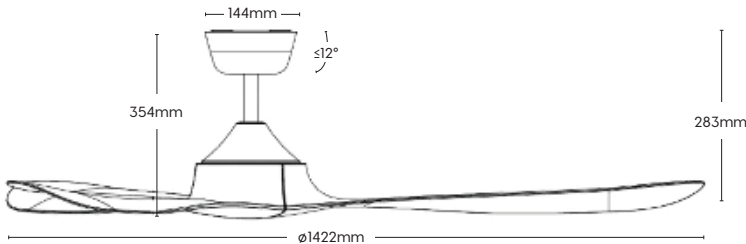
- Reversible airflow for summer/winter use
- Corrosion and UV-resistant ABS material
- 6-speed remote controller (incl.)
- Dimmable 18W CCT LED light option
 - warm/neutral/cool/daylight (max. 1250lm)
- Adjustable slope tilt ($\leq 12^\circ$)
- Extension rod available (sold separately)
- Easy installation with quick-connect wiring
- Tropically rated

PRODUCT REQUIREMENTS

Recommended Spaces: Large Room: 3.7m² - 5.5m²

- Living room
- Kitchen
- Bedroom
- Coastal areas
- Dining room
- Alfresco
- Study

PRODUCT DIMENSIONS



Model No.	Colour	Blade Sweep	Motor	Max. Airflow	Weight	Light	Dimmable
FC1128143BB	Black	142cm/56"	35W	12,995 m ³ /hr	5.6kg	Yes	Yes



● White (WH)

LARGE ROOM

3.7m x 3.7m
to 5.5m x 5.5m



1.2m to 1.4m Fan

142cm
BLADE SWEEP

35W
FAN MOTOR

IP55
RATING

10,330 m³/hr
MAX. AIR FLOW

3 IN-HOME
YEAR WARRANTY

6 MOTOR
YEAR WARRANTY

PRODUCT DETAILS

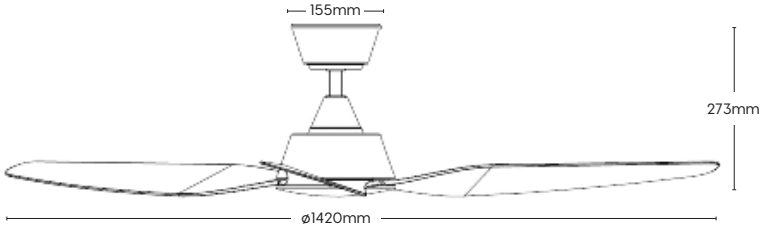
- Reversible airflow for summer/winter use
- Corrosion and UV-resistant ABS material
- 6-speed remote controller (incl.)
- Extension rod available (sold separately)
- Adjustable slope tilt ($\leq 15^\circ$)
- Easy installation with quick-connect wiring
- Suitable for indoor and outdoor use
- Tropically rated

PRODUCT REQUIREMENTS

Recommended Spaces: Large Room: 3.7m² - 5.5m²

- Living room
- Kitchen
- Bedroom
- Coastal areas
- Dining room
- Alfresco
- Study

PRODUCT DIMENSIONS



Model No.	Colour	Blade Sweep	Motor	Max. Airflow	Weight	Light
FC1110143WH	White	ø142cm/56"	35W	10,330 m³/hr	5.9kg	No

LARGE ROOM

3.7m x 3.7m
to 5.5m x 5.5m



1.2m to 1.4m Fan



132cm
BLADE SWEEP

35W
FAN MOTOR


12,000 m³/hr
MAX. AIR FLOW

3 IN-HOME
YEAR WARRANTY

6 MOTOR
YEAR WARRANTY

PRODUCT DETAILS

- Reversible airflow for summer/winter use
- Corrosion and UV-resistant ABS material
- 6-speed remote controller (incl.)
- 4-step 20W CCT LED light option
 - Warm/Neutral/Cool/Daylight (max. 1200lm)
- Adjustable slope tilt ($\leq 13^\circ$)
- Extension rod available (sold separately)
- Quick connection detachable blades
- Easy installation with quick-connect wiring
- For indoor and enclosed outdoor areas

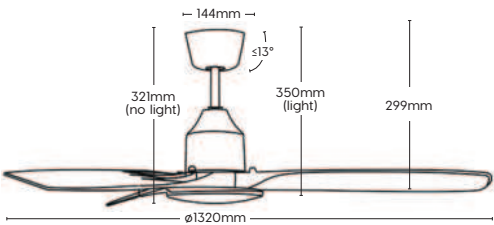


PRODUCT REQUIREMENTS

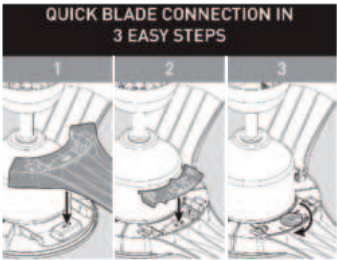
Recommended Spaces: Large Room: 3.7m² – 5.5m²

- Living room
- Kitchen
- Bedroom
- Coastal areas
- Dining room
- Alfresco
- Study

PRODUCT DIMENSIONS



PRODUCT FEATURES




Model No.	Colour	Blade Sweep	Motor	Max. Airflow	Weight	Light	Dimmable
FC970133WH	White	132cm/52"	35W	12,000 m ³ /hr	4.5kg	No	-
FC970133BK	Black	132cm/52"	35W	12,000 m ³ /hr	4.5kg	No	-
FC978133WH	White	132cm/52"	35W	12,000 m ³ /hr	5.06kg	Yes	Yes
FC978133BK	Black	132cm/52"	35W	12,000 m ³ /hr	5.06kg	Yes	Yes

LARGE ROOM

3.7m x 3.7m
to 5.5m x 5.5m



1.2m to 1.4m Fan



122cm
BLADE SWEEP

35W
FAN MOTOR

11,300 m³/hr
MAX. AIR FLOW

3 IN-HOME
YEAR WARRANTY

6 MOTOR
YEAR WARRANTY

PRODUCT DETAILS

- Reversible airflow for summer/winter use
- Corrosion and UV-resistant ABS material
- 6-speed remote controller (incl.)
- 4-step 20W CCT LED light option
 - Warm/Neutral/Cool/Daylight (max. 1200lm)
- Adjustable slope tilt ($\leq 13^\circ$)
- Extension rod available (sold separately)
- Quick connection detachable blades
- Easy installation with quick-connect wiring
- For indoor and enclosed outdoor areas

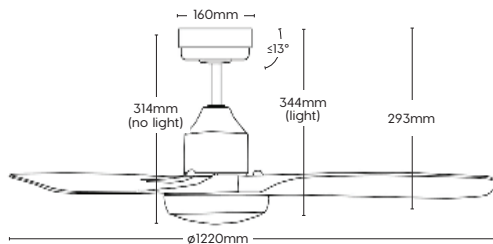


PRODUCT REQUIREMENTS

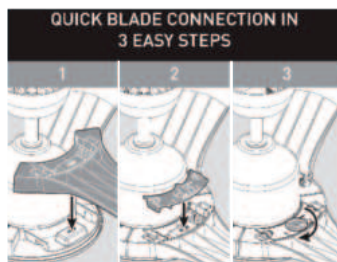
Recommended Spaces: Large Room: 3.7m² - 5.5m²

- Living room
- Kitchen
- Bedroom
- Coastal areas
- Dining room
- Alfresco
- Study

PRODUCT DIMENSIONS



PRODUCT FEATURES



Model No.	Colour	Blade Sweep	Motor	Max. Airflow	Weight	Light	Dimmable
FC970123WH	White	ø122cm/48"	35W	11,300 m ³ /hr	4.4kg	No	-
FC970123BK	Black	ø122cm/48"	35W	11,300 m ³ /hr	4.4kg	No	-
FC978123WH	White	ø122cm/48"	35W	11,300 m ³ /hr	4.9kg	Yes	Yes
FC978123BK	Black	ø122cm/48"	35W	11,300 m ³ /hr	4.9kg	Yes	Yes

LARGE ROOM

3.7m x 3.7m
to 5.5m x 5.5m



1.2m to 1.4m Fan



137cm
BLADE SWEEP

35W
FAN MOTOR


8,990 m³/hr
MAX. AIR FLOW

3 IN-HOME
YEAR WARRANTY

6 MOTOR
YEAR WARRANTY

PRODUCT DETAILS

- Reversible airflow for summer/winter use
- Corrosion and UV-resistant ABS blades
- Durable metal body
- 6-speed remote controller (incl.)
- Dimmable 18W CCT LED light option
 - Warm/Neutral/Cool/Daylight (max. 800lm)
- 1H/4H/8H fan and light off timer
- Ideal for low ceilings
- Extension rod available (sold separately)
- Easy installation with quick-connect wiring
- Tropically rated

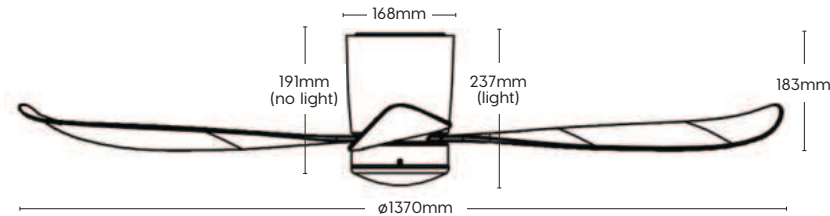


PRODUCT REQUIREMENTS

Recommended Spaces: Large Room: 3.7m² - 5.5m²

- Living room
- Kitchen
- Bedroom
- Coastal areas
- Dining room
- Alfresco
- Study

PRODUCT DIMENSIONS



Model No.	Colour	Blade Sweep	Motor	Max. Airflow	Weight	Light	Dimmable
FC1100133WH	White	137cm/54"	35W	8,990 m ³ /hr	52kg	No	-
FC1108133WH	White	137cm/54"	35W	8,990 m ³ /hr	5.6kg	Yes	Yes

LARGE ROOM

3.7m x 3.7m
to 5.5m x 5.5m



1.2m to 1.4m Fan



122cm
BLADE SWEEP

35W
FAN MOTOR

8,790 m³/hr
MAX. AIR FLOW

3 IN-HOME
YEAR WARRANTY

6 MOTOR
YEAR WARRANTY

PRODUCT DETAILS

- Reversible airflow for summer/winter use
- Corrosion and UV-resistant ABS material
- Durable metal body
- 6-speed remote controller (incl.)
- 4-step 18W CCT LED light option
 - Warm/Neutral/Cool/Daylight (max. 1200lm)
- 1H/4H/8H timer fan timer
- Adjustable slope tilt ($\leq 13^\circ$)
- Extension rod available (sold separately)
- Easy installation with quick-connect wiring
- Tropically rated

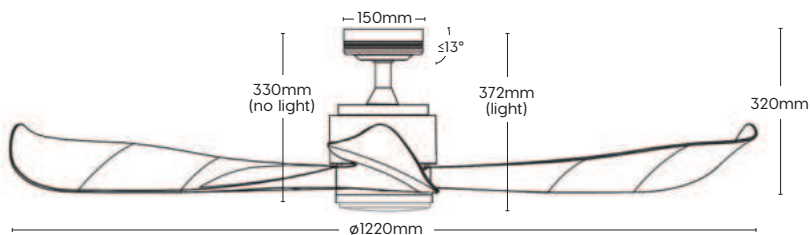


PRODUCT REQUIREMENTS

Recommended Spaces: Large Room: 3.7m² - 5.5m²

- Living room
- Kitchen
- Bedroom
- Coastal areas
- Dining room
- Alfresco
- Study

PRODUCT DIMENSIONS




Model No.	Colour	Blade Sweep	Motor	Max. Airflow	Weight	Light	Dimmable
FC360I23BB	Black	122cm/48"	35W	8,790 m ³ /hr	5.1kg	No	-
FC360I23RB	Rubbed Bronze	122cm/48"	35W	8,790 m ³ /hr	5.1kg	No	-
FC368I23BB	Black	122cm/48"	35W	8,790 m ³ /hr	5.5kg	Yes	Yes
FC368I23RB	Rubbed Bronze	122cm/48"	35W	8,790 m ³ /hr	5.5kg	Yes	Yes

LARGE ROOM

3.7m x 3.7m
to 5.5m x 5.5m



1.2m to 1.4m Fan



142cm
BLADE SWEEP

35W
FAN MOTOR

9,888 m³/hr
MAX. AIR FLOW

3 IN-HOME
YEAR WARRANTY

6 MOTOR
YEAR WARRANTY

PRODUCT DETAILS

- Reversible airflow for summer/winter use
- Corrosion and UV-resistant ABS blades
- Durable Metal Body
- 6-speed remote controller (incl.)
- 4-step 18W CCT LED light option
 - 3000K/3500K/4000K/5700K (max. 1200lm)
- Adjustable slope tilt ($\leq 13^\circ$)
- Extension rod available (sold separately)
- Easy installation with quick-connect wiring
- Tropically rated

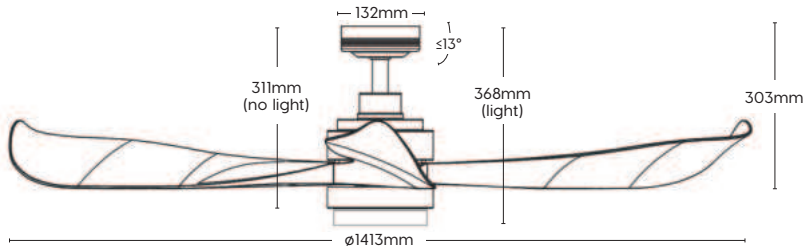


PRODUCT REQUIREMENTS

Recommended Spaces: Large Room: 3.7m² – 5.5m²

- Living room
- Kitchen
- Bedroom
- Coastal areas
- Dining room
- Alfresco
- Study

PRODUCT DIMENSIONS



Model No.	Colour	Blade Sweep	Motor	Max. Airflow	Weight	Light	Dimmable
FC360143WH	White	ø142cm/56"	35W	9,888 m ³ /hr	6.6kg	No	-
FC360143BB	Black	ø142cm/56"	35W	9,888 m ³ /hr	6.6kg	No	-
FC360143RB	Rubbed Bronze	ø142cm/56"	35W	9,888 m ³ /hr	6.6kg	No	-
FC368143BB	Black	ø142cm/56"	35W	9,888 m ³ /hr	7kg	Yes	Yes
FC368143GR	Graphite	ø142cm/56"	35W	9,888 m ³ /hr	7kg	Yes	Yes

GREAT ROOM

6.1m x 6.1m or Larger



1.5m Fan or larger



168cm
BLADE SWEEP

35W
FAN MOTOR

14,340 m³/hr
MAX. AIR FLOW

3 IN-HOME
YEAR WARRANTY

6 MOTOR
YEAR WARRANTY

PRODUCT DETAILS

- Reversible airflow for summer/winter use
- Durable metal body
- Corrosion and UV-resistant ABS blades
- 6-speed remote controller (incl.)
- 4-step CCT LED light option available
 - 3000K/3500K/4000K/5700K (max. 1200lm)
- Adjustable slope tilt ($\leq 13^\circ$)
- Extension rod available (sold separately)
- Easy installation with quick-connect wiring
- For indoor and enclosed outdoor areas
- Tropically rated

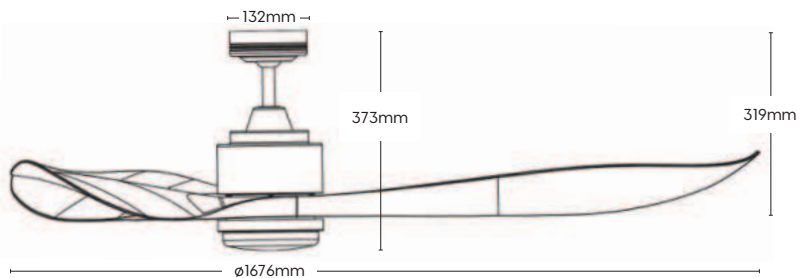


PRODUCT REQUIREMENTS

Recommended Spaces: Great Room: $\geq 6.1\text{m}^2$

- Living room
- Kitchen
- Bedroom
- Coastal areas
- Dining room
- Alfresco
- Study

PRODUCT DIMENSIONS



Model No.	Colour	Blade Sweep	Motor	Max. Airflow	Weight	Light	Dimmable
FC368163WH	White	168cm/66"	35W	14,340 m ³ /hr	7.8kg	18W CCT LED	Yes
FC368163BB	Black	168cm/66"	35W	14,340 m ³ /hr	7.8kg	18W CCT LED	Yes
FC368163GR	Graphite	168cm/66"	35W	14,340 m ³ /hr	7.8kg	18W CCT LED	Yes
FC368163RB	Rubbed Bronze	168cm/66"	35W	14,340 m ³ /hr	7.8kg	18W CCT LED	Yes

GREAT ROOM

6.1m x 6.1m or Larger



1.5m Fan or larger

152cm
BLADE SWEEP35W
FAN MOTOR16,360 m³/hr
MAX. AIR FLOW3 IN-HOME
YEAR WARRANTY6 MOTOR
YEAR WARRANTY**PRODUCT DETAILS**

- Reversible airflow for summer/winter use
- Corrosion and UV-resistant ABS blades
- Durable Metal Body
- 6-speed remote controller (incl.)
- Dimmable 18W CCT LED light option
 - warm/neutral/cool/daylight (max. 1200lm)
- Adjustable slope tilt ($\leq 12^\circ$)
- Extension rod available (sold separately)
- Easy installation with quick-connect wiring
- Tropically rated

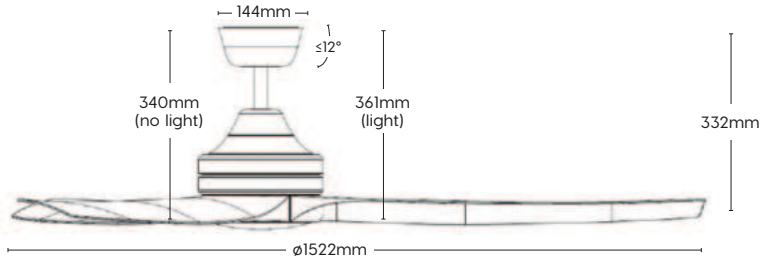


PRODUCT REQUIREMENTS

Recommended Spaces: Great Room: $\geq 6.1\text{m}^2$

- Living room
- Kitchen
- Bedroom
- Coastal areas
- Dining room
- Alfresco
- Study

PRODUCT DIMENSIONS



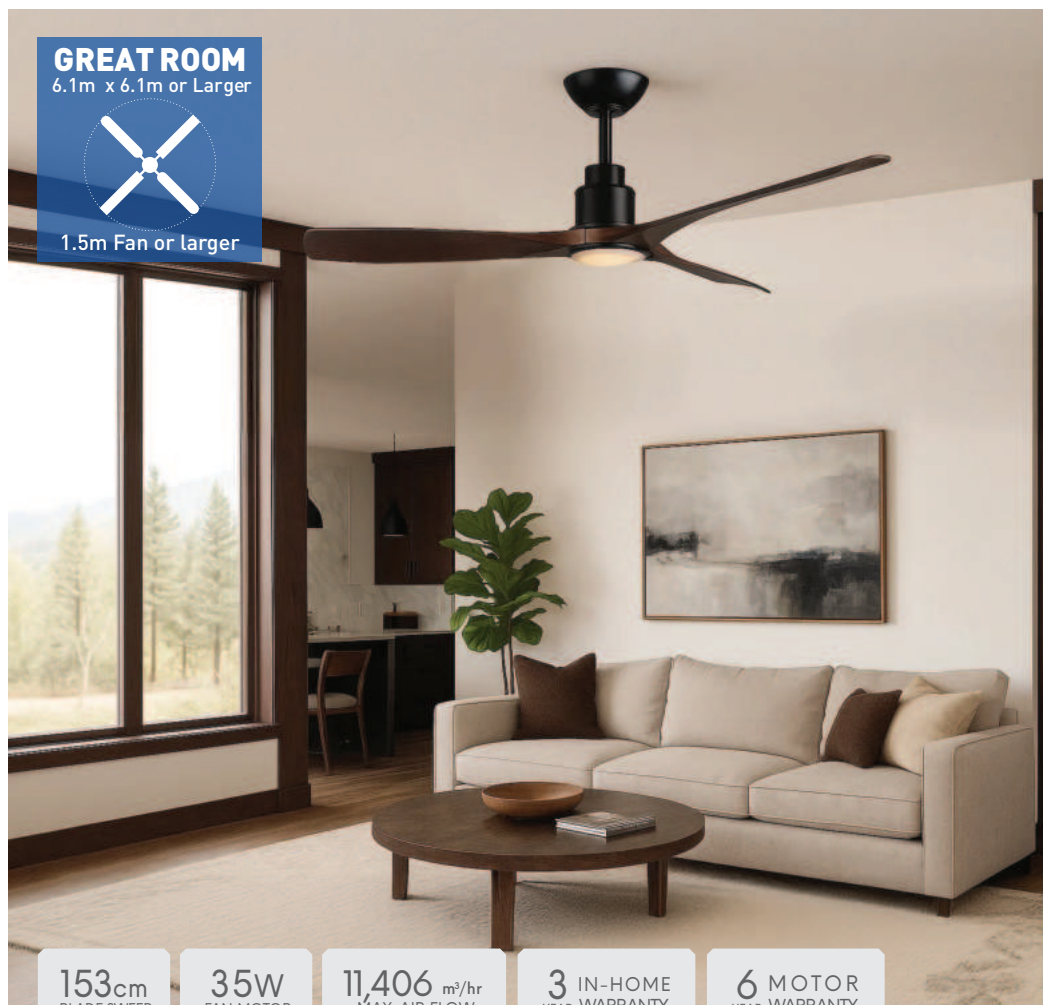
Model No.	Colour	Blade Sweep	Motor	Max. Airflow	Weight	Light	Dimmable
FC1130153WH	White	$\phi 152\text{cm}/60''$	35W	$16,360\text{ m}^3/\text{hr}$	7.2kg	No	-
FC1138153WH	White	$\phi 152\text{cm}/60''$	35W	$16,360\text{ m}^3/\text{hr}$	7.5kg	Yes	Yes
FC1138153BK	Black	$\phi 152\text{cm}/60''$	35W	$16,360\text{ m}^3/\text{hr}$	7.5kg	Yes	Yes

GREAT ROOM

6.1m x 6.1m or Larger



1.5m Fan or larger



153cm
BLADE SWEEP

35W
FAN MOTOR


11,406 m³/hr
MAX. AIR FLOW

3 IN-HOME
YEAR WARRANTY

6 MOTOR
YEAR WARRANTY

PRODUCT DETAILS

- Reversible airflow for summer/winter use
- Corrosion and UV-resistant ABS material
- 6-speed remote controller (incl.)
- Dimmable 18W CCT LED light option
 - Warm/Neutral/Cool/Daylight (max. 1400lm)
- Adjustable slope tilt ($\leq 13^\circ$)
- Extension rod available (sold separately)
- Easy installation with quick-connect wiring
- Tropically rated

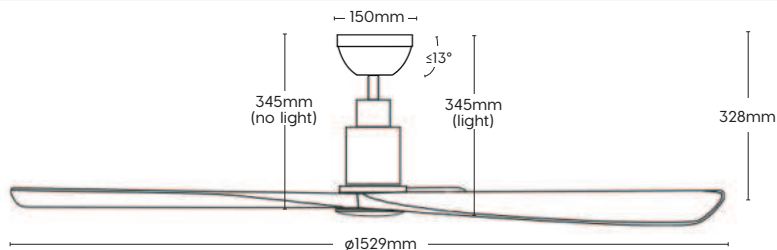


PRODUCT REQUIREMENTS

Recommended Spaces: Great Room: $\geq 6.1\text{m}^2$

- Living room
- Kitchen
- Bedroom
- Coastal areas
- Dining room
- Alfresco
- Study

PRODUCT DIMENSIONS



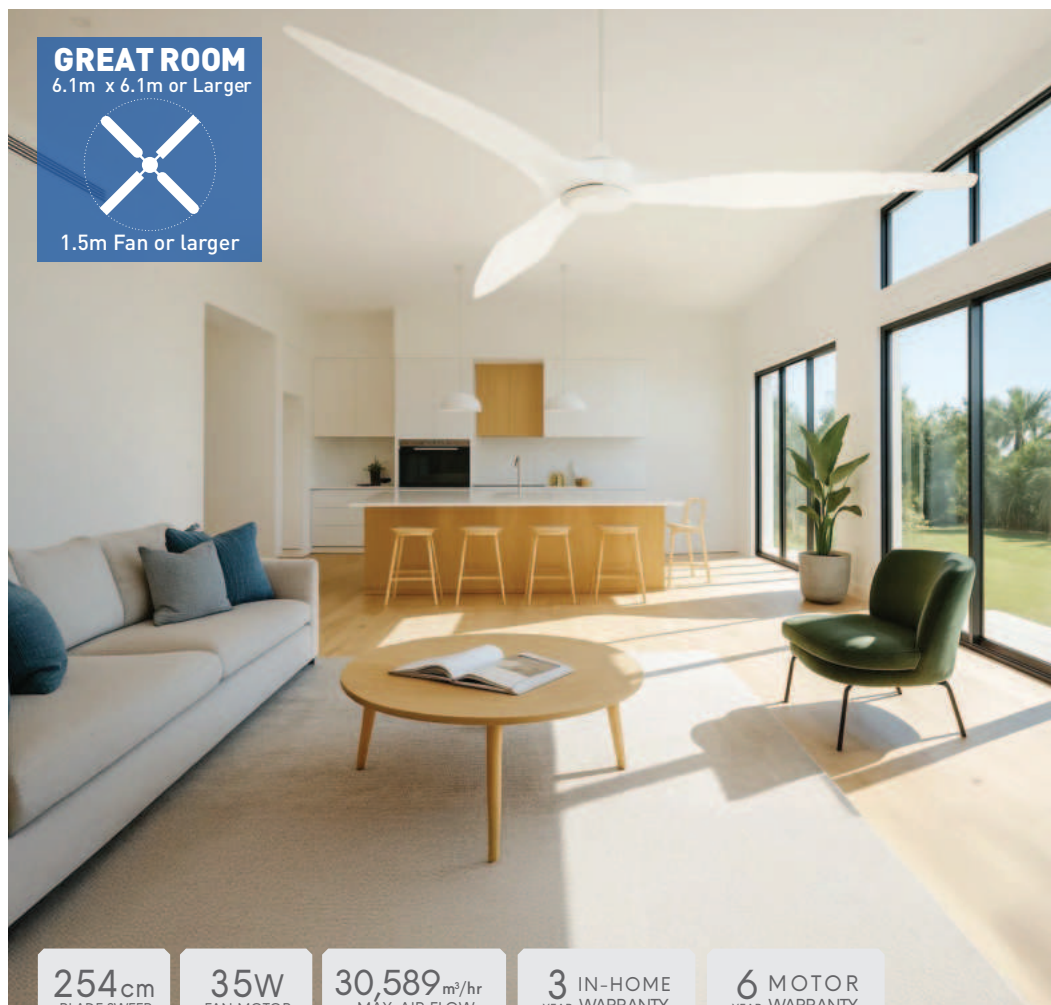
Model No.	Colour	Blade Sweep	Motor	Max. Airflow	Weight	Light	Dimmable
FC880153WH	White	153cm/60"	35W	11,406 m ³ /hr	4.91kg	No	-
FC880153BK	Black	153cm/60"	35W	11,406 m ³ /hr	4.91kg	No	-
FC880153CY	Cypress	153cm/60"	35W	11,406 m ³ /hr	4.91kg	No	-
FC888153WH	White	153cm/60"	35W	11,406 m ³ /hr	5.12kg	Yes	Yes
FC888153BK	Black	153cm/60"	35W	11,406 m ³ /hr	5.12kg	Yes	Yes
FC888153CY	Cypress	153cm/60"	35W	11,406 m ³ /hr	5.12kg	Yes	Yes

GREAT ROOM

6.1m x 6.1m or Larger



1.5m Fan or larger


254cm
 BLADE SWEEP

35W
 FAN MOTOR

30,589 m³/hr
 MÁX. AIR FLOW

3 IN-HOME
 YEAR WARRANTY

6 MOTOR
 YEAR WARRANTY
PRODUCT DETAILS

- Reversible airflow for summer/winter use
- Corrosion and UV-resistant ABS material
- 6-speed remote controller (incl.)
- Extension rod available (sold separately)
- Easy installation with quick-connect wiring
- For indoor and enclosed outdoor areas

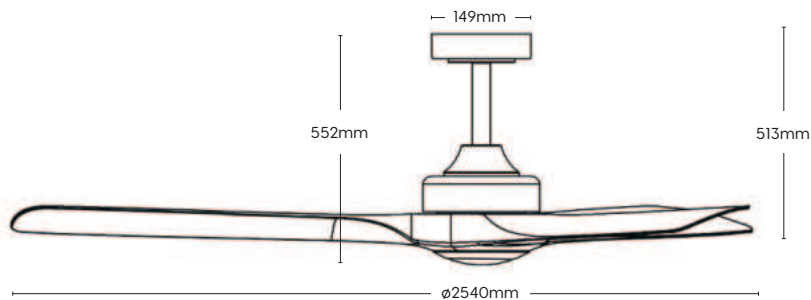


PRODUCT REQUIREMENTS

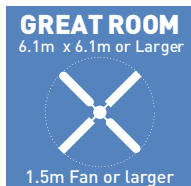
Recommended Spaces: Great Room: $\geq 6.1\text{m}^2$

- Living room
- Kitchen
- Bedroom
- Coastal areas
- Dining room
- Alfresco
- Study

PRODUCT DIMENSIONS



Model No.	Colour	Blade Sweep	Motor	Max. Airflow	Weight	Light
FC100253WHKIT	White	$\phi 254\text{cm}/100''$	35W	30,589 m ³ /hr	12.55kg	No
FC100253BKKIT	Black	$\phi 254\text{cm}/100''$	35W	30,589 m ³ /hr	12.55kg	No
FC100253DTKIT	Dark Timber	$\phi 254\text{cm}/100''$	35W	30,589 m ³ /hr	12.55kg	No



AVAILABLE WITH
DIMMABLE LED CCT
LIGHT OPTION

● Graphite (GR)

183 cm
BLADE SWEEP

35W
FAN MOTOR

17,653 m³/hr
MAX. AIR FLOW

3 IN-HOME
YEAR WARRANTY

6 MOTOR
YEAR WARRANTY

PRODUCT DETAILS

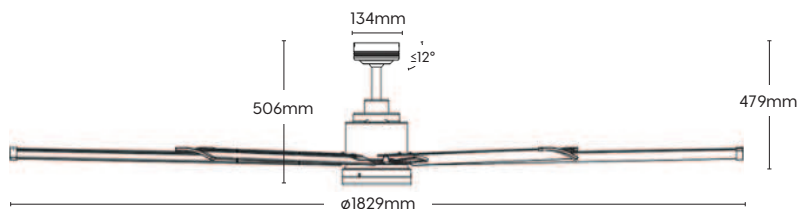
- Reversible airflow for summer/winter use
- Durable metal body & aluminium blades
- 6-speed remote controller (incl.)
- 4-step 18W CCT LED light option
 - Warm/Neutral/Cool/Daylight (max. 1200lm)
- 1H/4H/8H fan timer
- Adjustable slope tilt ($\leq 12^\circ$)
- Blades, motor & light kit sold separately
- Extension rod available (sold separately)
- Easy installation with quick-connect wiring
- Tropically rated

PRODUCT REQUIREMENTS


Recommended Spaces: Great Room: $\geq 6.1\text{m}^2$

- Living room
- Kitchen
- Bedroom
- Coastal areas
- Dining room
- Alfresco
- Study

PRODUCT DIMENSIONS



Model No.	Colour	Blade Sweep	Motor	Max. Airflow	Weight	Light	Dimmable
FC990186BCKIT	Brushed Chrome	ø1829mm/72"	35W	17,653 m ³ /hr	14.4 kg	No	-
FC990186GRKIT	Graphite	ø1829mm/72"	35W	17,653 m ³ /hr	14.4 kg	No	-
FC998186BCKIT	Brushed Chrome	ø1829mm/72"	35W	17,653 m ³ /hr	15.1kg	Yes	Yes
FC998186GRKIT	Graphite	ø1829mm/72"	35W	17,653 m ³ /hr	15.1kg	Yes	Yes

**GREAT ROOM**

6.1m x 6.1m or Larger



1.5m Fan or larger

● Brushed Chrome (BC)

AVAILABLE WITH
DIMMABLE LED CCT
LIGHT OPTION

214cm
BLADE SWEEP

35W
FAN MOTOR

22,080m³/hr
MAX. AIR FLOW

3 IN-HOME
YEAR WARRANTY

6 MOTOR
YEAR WARRANTY

PRODUCT DETAILS

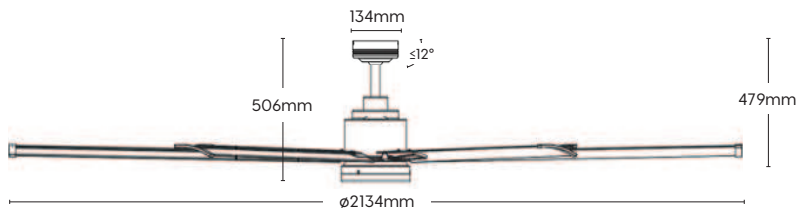
- Reversible airflow for summer/winter use
- Durable metal body & aluminium blades
- 6-speed remote controller (incl.)
- 4-step 18W CCT LED light option
 - Warm/Neutral/Cool/Daylight (max. 1200lm)
- 1H/4H/8H fan timer
- Adjustable slope tilt ($\leq 12^\circ$)
- Blades, motor & light kit sold separately
- Extension rod available (sold separately)
- Easy installation with quick-connect wiring
- Tropically rated

PRODUCT REQUIREMENTS

Recommended Spaces: Great Room: $\geq 6.1\text{m}^2$

- Living room
- Kitchen
- Bedroom
- Coastal areas
- Dining room
- Alfresco
- Study

PRODUCT DIMENSIONS



Model No.	Colour	Blade Sweep	Motor	Max. Airflow	Weight	Light	Dimmable
FC990216BCKIT	Brushed Chrome	2134mm/84"	35W	22,080 m ³ /hr	15.2kg	-	-
FC990216GRKIT	Graphite	2134mm/84"	35W	22,080 m ³ /hr	15.2kg	-	-
FC998216BCKIT	Brushed Chrome	2134mm/84"	35W	22,080 m ³ /hr	15.9kg	Yes	Yes
FC998216GRKIT	Graphite	2134mm/84"	35W	22,080 m ³ /hr	15.9kg	Yes	Yes



Wall Fans

Reliable, space-saving cooling solutions designed for commercial and residential use for efficient airflow in a variety of environments.




75cm
BLADE SWEEP

130W
FAN MOTOR

15,600m³/hr
MAX. AIR FLOW

12 MONTH
WARRANTY

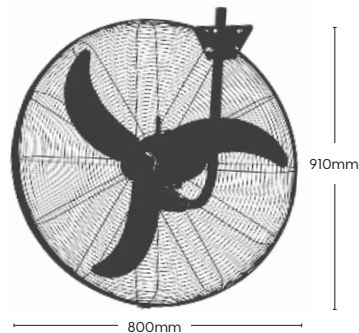


● Black (BK)


PRODUCT DETAILS

- High velocity airflow
- Long-life motor
- Wide 80° horizontal oscillation
- Tilttable head
- 1.8m power cord & plug incl.
- 19 speed switch settings
- Oscillation control
- Natural/Sleep/Normal modes
- 1-9 hour timer

PRODUCT DIMENSIONS



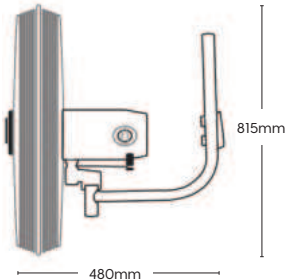
Model No.	Colour	Blade Sweep	Motor	Max. Airflow	Weight
FF62330BK	Black	ø75cm/30"	130W	15,600 m ³ /hr	11.3kg



PRODUCT DETAILS

- Ultra-high airflow
- Long-life motor with 100% copper wire
- Wide 80° horizontal oscillation
- Tiltable head
- 2.5m power cord & plug incl.
- 3 speed switch settings

PRODUCT DIMENSIONS



Model No.	Colour	Blade Sweep	Motor	Max. Airflow	Weight
FF103330BK	Black	ø75cm/30"	220W	16,000 m³/hr	13.2kg

50cm
BLADE SWEEP

110W
FAN MOTOR

7,200 m³/hr
MAX. AIR FLOW

12 MONTH
WARRANTY

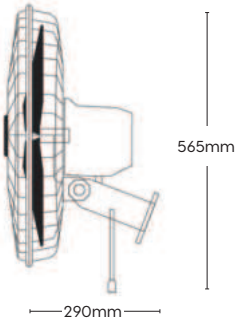


● Black (BLK)

PRODUCT DETAILS

- Sturdy heavy-duty wall mount
- Ultra-High airflow
- Long-life motor with 100% copper wire
- Wide 80° horizontal oscillation
- Tiltable head
- 2.3m power cord & plug incl.
- 3 speed switch settings

PRODUCT DIMENSIONS



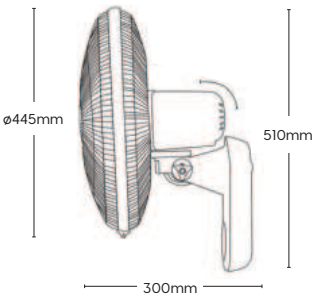
Model No.	Colour	Blade Sweep	Motor	Max. Airflow	Weight
FF83320BK	Black	ø50cm/20"	110W	7,200 m ³ /hr	6.3kg



PRODUCT DETAILS

- Clear ABS blades
- Wide range horizontal oscillation
- 30° tiltable head slope
- 1.5m power cord & plug incl.
- 3 speed switch settings
- Oscillation control
- Natural/Sleep/Normal modes
- 7.5 hour fan off timer
- Remote included

PRODUCT DIMENSIONS



Model No.	Colour	Blade Sweep	Motor	Weight
FF52316WH	White	ø40cm/16"	50W	2.8kg



Portable Fans

Portable fans provide powerful, adjustable airflow with height and speed control, ideal for cooling larger residential or commercial spaces with flexible placement.



3
BLADE

130W
FAN MOTOR

75cm
BLADE SWEEP


15,600m³/hr
MAX. AIR FLOW

12 MONTH
WARRANTY


PRODUCT DETAILS

- High velocity airflow
- Long-life motor
- Wide 80° horizontal oscillation
- Tilttable head
- 1.8m power cord & plug incl.
- 19 speed switch settings
- Remote control incl.
- Remote oscillation control
- Natural/Sleep/Normal modes
- 1-9 hour timer

PRODUCT DIMENSIONS

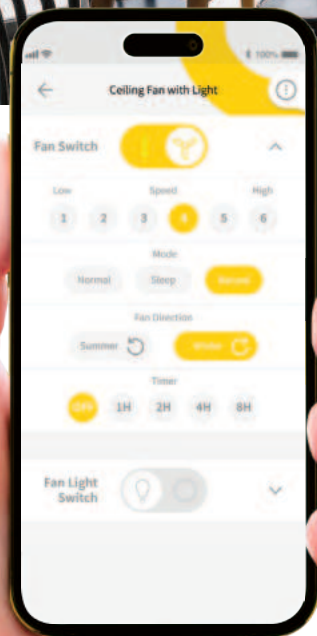


Model No.	Colour	Blade Sweep	Motor	Max. Airflow	Weight
FF62230BK	Black	ø75cm/30"	130W	15,600 m³/hr	20kg



Accessories

Fan accessories, both smart and non-smart, enhance the functionality and convenience of ceiling fans offering added comfort, style, and ease of use in any space.



APP FEATURES

- Fan & Light On/Off Controls
- Fan Speed adjustments
- Mode selection
- Summer/Winter Modes
- Light Temperature Adjustment
- Light Dimming
- Scheduling & Countdown Timers
- Automations & Scenes

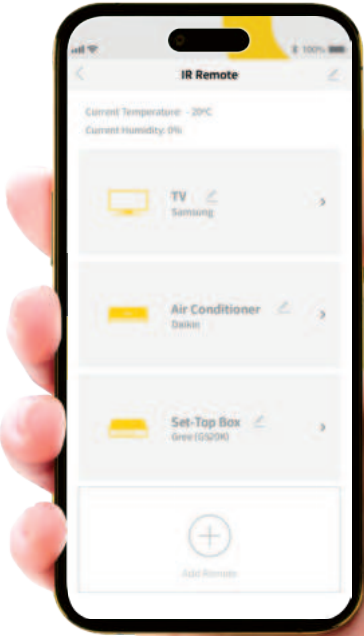
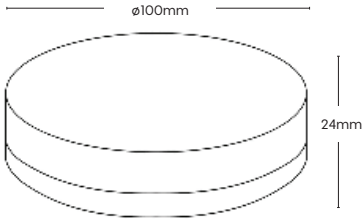




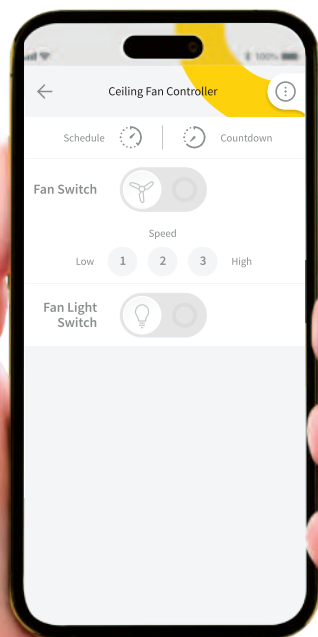

PRODUCT DETAILS

- Select from over 5000 cloud based preprogrammed remote codes
- Manually add codes using DIY function
- Self learning capability
- Built in temperature & humidity sensor
- Compatible with micro-USB (incl.)
- 3 year warranty

PRODUCT DIMENSIONS



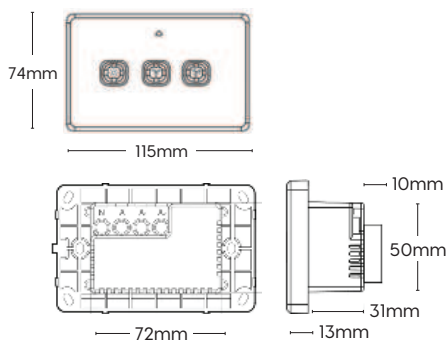
Model No.	Colour	Protocol	Hub	Ratings
SBIR01	Black	WiFi	Not required	IP20



PRODUCT DETAILS

- Touch capacitive switch
- Blue backlight indicator
- Fit to standard mounting bracket
- Polycarb UV resistant material

PRODUCT DIMENSIONS



Model No.	Colour	Protocol	Hub	Rating	Neutral	Ratings
SSWF01G-ZB	White	Zigbee	Required	150W (Fan)	Required	IP20
SSWF01G-WIFI	White	WiFi	Not required	150W (Fan)	Required	IP20



RECEIVER UNIT

WARNING!

The battery can cause severe or fatal injuries in 2 hours or less if it is swallowed or placed inside any part of the body. If a coin battery is swallowed or placed inside any part of the body - SEEK IMMEDIATE MEDICAL ATTENTION.



REMOTE WITH WALL MOUNT

PRODUCT DETAILS

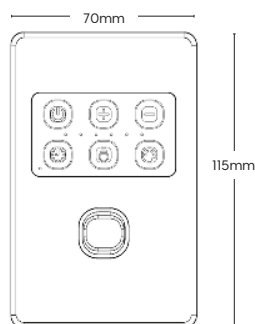
- Compatible with AC motors
 - Includes remote transmitter, receiver & wall mount
 - Enable/disable dimming
 - Fan settings (High, Med, Low, Off)
 - Light settings (ON/Off)
- Light settings memory
 - 2, 4 & 8 hour timer
 - Up to 10m radio frequency
 - Lithium button battery incl. *
 - 1 year warranty

 This product must be installed by a licensed electrician.

Model No.	Colour	Protocol	Hub	Max. Load
FRM86G	White	WiFi	Not Required	180W (Fan), 100W (Light)



PRODUCT DIMENSIONS



PRODUCT DETAILS

- Compatible with DC ceiling fans
- Wall mount accessories incl.
- 6 speed fan settings
- 4-step dimmable CCT
- Light settings (ON/Off)
- 1, 4 & 8 hour timer
- 2 x 12V A23 batteries incl. *
- 1 year warranty



This product must be installed by a licensed electrician.

Model No.	Colour	Max. Load
FRMDC99	White	180W (Fan), 100W (Light)



RECEIVER UNIT

WARNING!

The battery can cause severe or fatal injuries in 2 hours or less if it is swallowed or placed inside any part of the body. If a coin battery is swallowed or placed inside any part of the body - SEEK IMMEDIATE MEDICAL ATTENTION.



REMOTE WITH WALL MOUNT

PRODUCT DETAILS

- Compatible with AC motors
 - Includes remote transmitter, receiver & wall mount
 - Enable/disable dimming
 - Fan settings (High, Med, Low, Off)
 - Light settings (ON/Off)
- Light settings memory
 - 2, 4 & 8 hour timer
 - Up to 10m radio frequency
 - Lithium button battery incl. *
 - 1 year warranty

 This product must be installed by a licensed electrician.

Model No.	Colour	Max. Load
FRM86	White	180W (Fan), 100W (Light)



REMOTE WITH
WALL MOUNT



RECEIVER UNIT

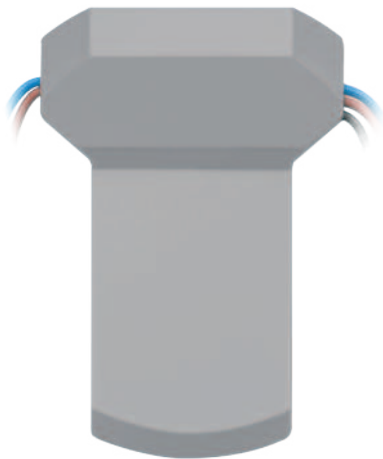
PRODUCT DETAILS

- Compatible with AC motors
- Soft touch buttons
- LCD display screen
- Includes remote transmitter, receiver & wall mount
- Enable/disable dimming
- Fan settings (High, Med, Low, Off)
- Light settings (ON/Off)
- Light settings memory
- 2, 4 & 8 hour timer
- 16 possible code combinations
- Up to 10m radio frequency
- 12V A23 battery incl. *
- 1 year warranty

Suitable for use with incandescent globes and energy saving compact fluorescent lamps.

 This product must be installed by a licensed electrician.

Model No.	Colour	Max. Load
FRM97	White	180W (Fan), 100W (Light)



RECEIVER UNIT



REMOTE WITH
WALL MOUNT

PRODUCT DETAILS

- Compatible with AC motors
- Includes remote transmitter, receiver & wall mount
- Enable/disable dimming
- Fan settings (High, Med, Low, Off)
- Light settings (ON/Off)
- 16 possible code combinations
- Up to 10m radio frequency
- 9V DC battery incl. *
- 1 year warranty

Suitable for use with incandescent globes and energy saving compact fluorescent lamps.

 This product must be installed by a licensed electrician.

Model No.	Colour	Max. Load
FRM87	White	180W (Fan), 100W (Light)

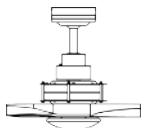
Recommended downrod length is based on ceiling height.
Mandatory minimum distance from floor to fan blades is 2.1m.

2.4m ceiling



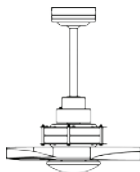
Hugger Fans

2.7m ceiling



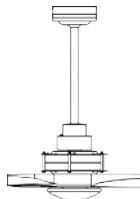
Standard
(4" - 8")
Downrod

3.0m ceiling



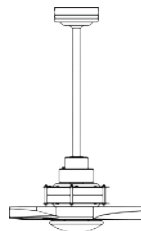
30cm - 46cm
(12" - 18")
Downrod

3.3m ceiling



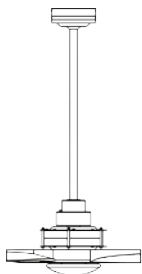
46cm - 60cm
(18" - 24")
Downrod

3.6m ceiling



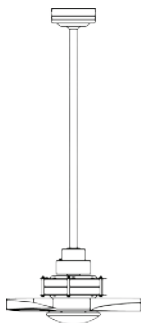
60cm - 90cm
(24" - 36")
Downrod

3.9m ceiling




90cm - 120cm
(36" - 48")
Downrod

4.2m ceiling




120cm - 150cm
(48" - 60")
Downrod

4.5m ceiling




150cm - 180cm
(60" - 72")
Downrod

4.8m ceiling



180cm - 210cm
(72" - 84")
Downrod

5.2m ceiling



210cm - 240cm
(84" - 96")
Downrod

Note: Downrods and wiring looms are sold separately. Ensure both parts are ordered for a complete unit.



PRODUCT DETAILS

- Durable metal down rods
- Stabilises ceiling fan and reduces wobbling
- Ceiling fan should be at least 2.1m from the floor
- For complete kit, downrod must be ordered with a wiring loom (sold separately)

Model No.	Colour	Size	Compatibility
FD360600WH	White	600mm	Ceiling Fans
FD360600BK	Black	600mm	Ceiling Fans
FD360600RB	Rubbed Bronze	600mm	Ceiling Fans
FD360600BC	Brushed Chrome	600mm	Ceiling Fans
FD360600BZ	Bronze	600mm	Ceiling Fans
FD360900WH	White	900mm	Ceiling Fans
FD360900BK	Black	900mm	Ceiling Fans
FD360900RB	Rubbed Bronze	900mm	Ceiling Fans
FD360900BC	Brushed Chrome	900mm	Ceiling Fans
FD360900BZ	Bronze	900mm	Ceiling Fans
FD250600WH	White	600mm	Caprice 132cm AC Ceiling Fan
FD250600BK	Black	600mm	Caprice 132cm AC Ceiling Fan
FD250600BS	Brushed Steel	600mm	Caprice 132cm AC Ceiling Fan
FD250900WH	White	900mm	Caprice 132cm AC Ceiling Fan
FD250900BK	Black	900mm	Caprice 132cm AC Ceiling Fan
FD250900BS	Brushed Steel	900mm	Caprice 132cm AC Ceiling Fan
FD360600SS	Stainless Steel	600mm	Clarence 142cm AC Ceiling Fan
FD360900SS	Stainless Steel	900mm	Clarence 142cm AC Ceiling Fan
FD360900GR	Graphite	900mm	Clarence 142cm AC Ceiling Fan
FD476090BC	Brushed Chrome	900mm	Rhino 6B 210cm DC Ceiling Fan
FD476090GR	Graphite	900mm	Rhino 6B 210cm DC Ceiling Fan
FD476090WH	White	900mm	Rhino 6B 210cm DC Ceiling Fan
FD476180GR	Graphite	1800mm	Rhino 6B 210cm DC Ceiling Fan
FD476180WH	White	1800mm	Rhino 6B 210cm DC Ceiling Fan



Warranty

Terms & Conditions

Mercator Limited
Warranty

Ceiling Fan /
Bathroom Heater

1

1 LIMITED REPAIR / REPLACEMENT WARRANTY

MERCATOR offers a repair or replacement warranty on MERCATOR products in cases where the product fails due to defective materials or workmanship. Please refer to the LIMITED WARRANTY PERIOD TABLE which sets out the relevant warranty and warranty period which MERCATOR grants to the purchaser of the MERCATOR product. The warranty period begins from the date of purchase. Also, please refer to WHAT IS NOT COVERED BY THE LIMITED REPAIR / REPLACEMENT WARRANTY.

You must have proof of purchase (such as the original dated purchase receipt) from an authorised MERCATOR retailer to make a warranty claim. In addition, a certificate of compliance for the installation as required by law from the installing electrician is required for products requiring installation by licensed electricians. Please refer to the Instruction leaflet for the MERCATOR product purchased, which will state if the product is required to be installed by a licensed electrician. Warranty claims without this documentation will NOT be accepted.

Repairs / Replacements

MERCATOR Products presented for repair may be replaced by refurbished goods of the same type rather than being repaired. Refurbished parts may be used to repair the goods.

Balance of Warranty

To the maximum extent permitted by law, any replaced or repaired products by MERCATOR are covered only by the balance of the warranty period remaining from the date of purchase of the original MERCATOR product.

2 IN-HOME REPAIR / REPLACEMENT WARRANTY

In addition to the limited warranty terms set out under section (1) above, the in-home warranty applies to all lighting products which are hard wired to the electricity supply at residential premises and are required to be installed by a licensed electrician.

Where a consumer asserts that a product installed in-home is faulty, and a MERCATOR service agent has attended at the property, A SERVICE CALL FEE WILL BE CHARGED TO THE CONSUMER IF:

The product is deemed to be a non-MERCATOR product;

1. There is nothing wrong with the MERCATOR product or to the extent that the failure is not a failure of the product to perform in accordance with its published features and specifications as reasonably determined by MERCATOR;
2. The original installation of the MERCATOR product was not carried out by a licensed electrician;
3. The installation is not performed in accordance with the relevant MERCATOR product installation instructions;
4. The defects have been caused by incorrect application or abuse or misuse by the consumer of the MERCATOR product.

In cases of in-home repair/replacements in areas outside the coverage of MERCATOR service agents, MERCATOR will reimburse customers a standard fee of \$82.50 (inc. GST) for using their own electrician. Any service request must be arranged with the MERCATOR warranty department and obtained an Approval Reference Number (ARN) before calling your own electrician. Reimbursements will not be made for call-out fees or other costs without prior approval in writing of the MERCATOR warranty department. In the circumstances where an emergency has arisen out of normal business hours and the MERCATOR warranty department cannot be contacted to dispatch a service agent to the premises, MERCATOR will reimburse customers their reasonable costs (as determined by MERCATOR) for using their own electrician.

3 WARRANTY TRANSFER

If the ownership changes on the dwelling where the MERCATOR product is installed, the balance of the warranty period passes to the new owner provided the proof of purchase (such as the original dated purchase receipt) from an authorised MERCATOR retailer is retained by the new owner. In addition, a certificate of compliance for the installation as required by law from the installing electrician is required for products requiring installation by licensed electricians.

4 AUSTRALIAN CONSUMER LAW

The benefits given to you in this warranty document are in

Terms & Conditions

Mercator Limited
Warranty

Ceiling Fan /
Bathroom Heater

2

addition to your other rights and remedies under a law in relation to the products to which this warranty document relates.

"YOUR CONSUMER RIGHTS"

"Our goods come with guarantees that cannot be excluded under the Australian Consumer Law. You are entitled to a replacement or refund for a major failure and compensation for any other reasonably foreseeable loss or damage. You are also entitled to have the goods repaired or replaced if the goods fail to be of acceptable quality and the failure does not amount to a major failure."

Subject to "Your Consumer Rights" outlined above, but otherwise to the maximum extent permitted by law, MERCATOR will not be liable for any consequential or indirect loss or damage suffered or incurred by you in relation to a MERCATOR product, including but not limited to loss of use, loss or damage for business interruption, or profits.

5 WHAT IS NOT COVERED BY THE LIMITED REPAIR / REPLACEMENT WARRANTY OR THE IN-HOME REPAIR/ REPLACEMENT WARRANTY

Subject to "Your Consumer Rights", but otherwise to the maximum extent permitted by law, the MERCATOR warranties provided in this document will not cover the following:

1. MERCATOR products that are not purchased from an authorised retailer and installed in Australia.
2. Where installation was not carried out by a licensed electrician as required.
3. MERCATOR products not installed in accordance with the product's installation instructions or specifications.
4. MERCATOR products not used in accordance with the instructions for use or specifications.
5. Defect, damage or failure to a MERCATOR product resulting from misuse, accident, neglect, abuse, tampering, modifications or unauthorised repairs of any kind by any person.
6. Damages not caused by a fault in the MERCATOR product materials or workmanship. Defect, damage or failure to a MERCATOR

product resulting from any acts of God, including damages from lightning, power grid fluctuations, or power surges.

7. Minor variations of speed may be evident between different fans, including the same model.
8. Replacement of light sources (globes, fluorescent tubes, etc) unless specified.
9. Replacement of batteries supplied with certain products.
10. Power supply "noise", intermittent "humming" or other influences from mains power delivery infrastructure. Signals sent through the power grid by the electricity provider for the control of off peak hot water, street lights and other devices may cause an intermittent humming noise in your MERCATOR product. Filters for blocking/reducing such signals are available in Australia at the customer's expense. These noises do not indicate the MERCATOR product is faulty.
11. Damage caused by alternative power systems (for example: solar inverters, etc.).
12. Water damage of any kind caused by inappropriate placement of fittings not IP rated for that location.
13. The cost of renting, obtaining and using special access equipment (i.e. scaffoldings, scissor lifts, etc.) for accessing products installed at a height of greater than 3.0 meters.
14. Travelling costs incurred by MERCATOR personnel or service agents traveling greater than 25 Km from a MERCATOR authorised service agent. The purchaser must meet these traveling costs.
15. Where the product does not perform to the expectation of a user but it does perform to its published features and specifications.
16. Non-structural corrosion damage of non-316 stainless steel components such as surface rust or minor rust.
17. Liability for consequential loss or claims for damage to furniture, carpets, walls, ceilings, foundations or any other event either directly or indirectly resulting from a faulty product or accessory to the maximum extent permitted by law.

Terms & Conditions

Mercator Limited
Warranty

Ceiling Fan /
Bathroom Heater

3

6 COMMERCIAL USE

Mercator products which specifically designed for commercial use are designated as Commercial Use Products on the product packaging.

All Mercator ceiling fan/bathroom heater/exhaust fan products are designed for domestic use unless otherwise specified in the warranty documentation supplied with the product.

Where products designed for domestic use are used in a commercial environment/commercial premises one third of the domestic warranty as supplied with the product applies.

IN CASE OF MISSING ACCESSORIES OR PARTS, PLEASE CONTACT MERCATOR CUSTOMER SERVICE BEFORE INSTALLATION OF THE PRODUCT. IF YOUR PRODUCT IS DEFECTIVE OR EXCESSIVELY NOISY, PLEASE CONTACT MERCATOR CUSTOMER SERVICE BEFORE THE ELECTRICIAN LEAVES THE RESIDENCE WHERE THE INSTALLATION IS TAKING PLACE.

THIS WARRANTY IS VALID IN AUSTRALIA ONLY

HOW TO MAKE A WARRANTY CLAIM

- A. Limited repair/replacement warranty: Please return the faulty MERCATOR product together with a copy of the proof of purchase, and if required, a certificate of compliance for the installation of the product by the licensed electrician who installed the product, to the authorised MERCATOR retailer where the product was purchased. To the maximum extent permitted by law, the customer must bear the costs and expenses of claiming under this warranty, including but not limited to the cost incurred in freight, postage, handling, travel, dismantling or reinstalling the product.
- B. In-home repair/replacement warranty: Where an in-home warranty applies, please phone the MERCATOR customer care hotline 1300 55 22 55 (select option 2.) Australia for all in-homewarranty enquiries and do not phone or return the product to the retailer. Do not uninstall or return a hard-wired product to the retailer unless advised to do so by a MERCATOR customer service representative.

Visit our website at mercator.com.au for warranty claims and more information

Warranty Claim Form

Ceiling Fan / Bathroom Range

ABN 23005946958

Caribbean Park, 36 Lakeview Drive, Scoresby,

VIC 3179, Australia

☎ 1300 552 255 (select option #2)

P.O Box 2596, Rowville, VIC

3178, Australia

☎ 1300 552 256



Mercator - Limited Warranty - Ceiling Fan / Bathroom Products

Dear Valued Customer,

In order to make a claim, we require the following documentation to be supplied

Copy of proof of purchase receipt
Copy of electrician's invoice or certificate of compliance for the installation of the MERCATOR product (if required).
Below form completed in full and with as much detail as you can provide to support your warranty claim with us.
Please ensure claim form is signed before submitting.

 You can return a copy of this form along with your documentations to the above postal address or fax number. You can also forward your documentation to our warranty email address: warranty@mercator.com.au Alternatively, you may log onto our website www.mercator.com.au and make a claim online.

Product Details

Product Code: _____ No. of Faulty Units: _____

Product Name: _____

Product Description / Colour: _____

Blade Colour (Req for Fan): _____

 Remote Control? Yes / No _____ Isolation Switch Installed? Yes / No _____ Remote Model No: *FRM*

Reason for Claim: _____

When did the problem start: _____

Do you have solar power? Yes / No _____

Customer Details

Customer Name: _____

Day Time Phone No: _____ Mobile No: _____

Email Address: _____

Address (of where product is installed): _____

Suburb: _____ State: _____ Postcode: _____

Purchased From: _____ Date Purchased: _____

Electrician Name: _____ Contact No: _____

By signing the below, I.....acknowledge that I have read and understood the terms and conditions of the product warranty and I also acknowledge that if Mercator's service agent inspects and reports my fan/remotelight and deems the fault to be caused by incorrect installation and/or misused or any of the other exceptions set out in the Limited Warranty Terms and Conditions and I will be charged a "call out" fee by Mercator.

Purchaser's signature: _____

Date: _____

Signing of this form is required in order for your warranty claim to be processed

MERCATOR – LIMITED WARRANTY – LIGHTING PRODUCTS TERMS AND CONDITIONS

MERCATOR PTY LTD ABN: 23 005 946 958
36 Lakeview Drive, Scoresby, VIC, 3179
Telephone: 1300 552 255
Email: warranty@mercator.com.au

1. LIMITED REPAIR / REPLACEMENT WARRANTY

MERCATOR offers a repair or replacement warranty on MERCATOR products in cases where the product fails due to defective materials or workmanship. Please refer to the **LIMITED WARRANTY PERIOD TABLE** which sets out the relevant warranty and warranty period which MERCATOR grants to the purchaser of the MERCATOR product. The warranty period begins from the date of purchase. Also, please refer to **WHAT IS NOT COVERED BY THE LIMITED REPAIR / REPLACEMENT WARRANTY**.

You must have proof of purchase (such as the original dated purchase receipt) from an **authorised MERCATOR retailer** to make a warranty claim. In addition, a certificate of compliance for the installation as required by law from the installing electrician is required for products requiring installation by licensed electricians. Please refer to the Instruction leaflet for the MERCATOR product purchased, which will state if the product is required to be installed by a licensed electrician. Warranty claims without this documentation will NOT be accepted.

REPAIRS / REPLACEMENTS

MERCATOR Products presented for repair may be replaced by refurbished goods of the same type rather than being repaired. Refurbished parts may be used to repair the goods.

BALANCE OF WARRANTY

To the maximum extent permitted by law, any replaced or repaired products by MERCATOR are covered only by the balance of the warranty period remaining from the date of purchase of the original MERCATOR product.

2. IN-HOME REPAIR / REPLACEMENT WARRANTY

In addition to the limited warranty terms set out under section (1) above, the in-home warranty applies to all lighting products which are hard wired to the electricity supply at residential premises and are required to be installed by a licensed electrician.

Where a consumer asserts that a product installed in-home is faulty, and a MERCATOR service agent has attended at the property, A SERVICE CALL FEE WILL BE CHARGED TO THE CONSUMER IF:

The product is deemed to be a non-MERCATOR product;

1. There is nothing wrong with the MERCATOR product or to the extent that the failure is not a failure of the product to perform in accordance with its published features and specifications as reasonably determined by MERCATOR;
2. The original installation of the MERCATOR product was not carried out by a licensed electrician;
3. The installation is not performed in accordance with the relevant MERCATOR product installation instructions;
4. The defects have been caused by incorrect application or abuse or misuse by the consumer of the MERCATOR product.

MERCATOR – LIMITED WARRANTY – LIGHTING PRODUCTS TERMS AND CONDITIONS

In cases of in-home repair/replacements in areas outside the coverage of MERCATOR service agents, MERCATOR will reimburse customers a standard fee of \$95.00 (inc. GST) for using their own electrician. Any service request must be arranged with the MERCATOR warranty department and obtained an Approval Reference Number (ARN) before calling your own electrician. Reimbursements will not be made for call-out fees or other costs without prior approval in writing of the MERCATOR warranty department.

In the circumstances where an emergency has arisen out of normal business hours and the MERCATOR warranty department cannot be contacted to dispatch a service agent to the premises, MERCATOR will reimburse customers their reasonable costs (as determined by MERCATOR) for using their own electrician.

3. WARRANTY TRANSFER

If the ownership changes on the dwelling where the MERCATOR product is installed, the balance of the warranty period passes to the new owner provided the proof of purchase (such as the original dated purchase receipt) from an authorised MERCATOR retailer is retained by the new owner. In addition, a certificate of compliance for the installation as required by law from the installing electrician is required for products requiring installation by licensed electricians.

4. AUSTRALIAN CONSUMER LAW

The benefits given to you in this warranty document are in addition to your other rights and remedies under a law in relation to the products to which this warranty document relates.

"YOUR CONSUMER RIGHTS"

"Our goods come with guarantees that cannot be excluded under the Australian Consumer Law. You are entitled to a replacement or refund

for a major failure and compensation for any other reasonably foreseeable loss or damage. You are also entitled to have the goods repaired or replaced if the goods fail to be of acceptable quality and the failure does not amount to a major failure."

Subject to "Your Consumer Rights" outlined above, but otherwise to the maximum extent permitted by law, MERCATOR will not be liable for any consequential or indirect loss or damage suffered or incurred by you in relation to a MERCATOR product, including but not limited to loss of use, loss or damage for business interruption, or profits.

5. WHAT IS NOT COVERED BY THE LIMITED REPAIR / REPLACEMENT WARRANTY OR THE IN-HOME REPAIR/REPLACEMENT WARRANTY

Subject to "Your Consumer Rights", but otherwise to the maximum extent permitted by law, the MERCATOR warranties provided in this document will not cover the following:

1. MERCATOR products that are not purchased from an authorised retailer and installed in Australia.
2. Where installation was not carried out by a licensed electrician as required.
3. MERCATOR products not installed in accordance with the product's installation instructions or specifications.
4. MERCATOR products not used in accordance with the instructions for use or specifications.
5. Defect, damage or failure to a MERCATOR product resulting from misuse, accident, neglect, abuse, tampering, modifications or unauthorised repairs of any kind by any person.
6. Damages not caused by a fault in the MERCATOR product materials or workmanship.

MERCATOR – LIMITED WARRANTY – LIGHTING PRODUCTS TERMS AND CONDITIONS

7. Defect, damage or failure to a MERCATOR product resulting from any acts of God, including damages from lightning, power grid fluctuations, or power surges.
8. Replacement of light sources (globes, fluorescent tubes, etc) unless specified.
9. Replacement of batteries supplied with certain products.
10. Power supply "noise", intermittent "humming" or other influences from mains power delivery infrastructure. Signals sent through the power grid by the electricity provider for the control of off peak hot water, street lights and other devices may cause an intermittent humming noise in your MERCATOR product. Filters for blocking/reducing such signals are available in Australia at the customer's expense. These noises do not indicate the MERCATOR product is faulty.
11. Damage caused by alternative power systems (for example: solar inverters, etc.).
12. Water damage of any kind caused by inappropriate placement of fittings not IP rated for that location.
13. The cost of renting, obtaining and using special access equipment (i.e. scaffoldings, scissor lifts, etc.) for accessing products installed at a height of greater than 3.0 meters.
14. Travelling costs incurred by MERCATOR personnel or service agents traveling greater than 25 Km from a MERCATOR authorised service agent. The purchaser must meet these traveling costs.

15. Non-structural corrosion damage of non-316 stainless steel components such as surface rust or minor rust.

6. COMMERCIAL USE

Mercator products which specifically designed for commercial use are designated as Commercial Use Products on the product packaging.

All other Mercator products are designed for domestic use.

Where products designed for domestic use are used in a commercial environment/commercial premises one third of the domestic warranty.

THIS WARRANTY IS VALID IN AUSTRALIA ONLY

HOW TO MAKE A WARRANTY CLAIM

A. Limited repair/replacement warranty:

Please return the faulty MERCATOR product together with a copy of the proof of purchase, and if required, a certificate of compliance for the installation of the product by the licensed electrician who installed the product, to the authorised MERCATOR retailer where the product was purchased. To the maximum extent permitted by law, the customer must bear the costs and expenses of claiming under this warranty, including but not limited to the cost incurred in freight, postage, handling, travel, dismantling or reinstalling the product.

B. In-home repair/replacement warranty:

Where an in-home warranty applies, please phone the MERCATOR customer care hotline 1300 55 22 55 (select option 2.) Australia for all in-home warranty enquiries and do not phone or return the product to the retailer. Do not uninstall or return a hard-wired product to the retailer unless advised to do so by a MERCATOR customer service representative.


Visit our website at mercator.com.au for warranty claims and more information

Warranty Claim Form


Lighting

ABN 23005946958

Caribbean Park, 36 Lakeview Drive, Scoresby,
VIC 3179, Australia

 1300 552 255 (select option #2)

P.O Box 2596, Rowville, VIC
3178, Australia

 1300 552 256



Mercator - Limited Warranty - Lighting Products

Dear Valued Customer,

In order to make a claim, we require the following documentation to be supplied

Copy of proof of purchase receipt

Copy of electrician's invoice or certificate of compliance for the installation of the MERCATOR product (if required).

Below form completed in full and with as much detail as you can provide to support your warranty claim with us.

Please ensure claim form is signed before submitting.

You can return a copy of this form along with your documentations to the above postal address or fax number. You can also forward your documentation to our warranty email address: warranty@mercator.com.au Alternatively, you may log onto our website www.mercator.com.au and make a claim online.

Product Details

Product Code: _____ No. of Faulty Units: _____

Product Name: _____

Product Description / Colour: _____

Reason for Claim: _____

When did the problem start: _____

Do you have solar power? Yes / No

Do you have dimmers fitted? Yes / No

Model No: _____

Customer Details

Customer Name: _____

Day Time Phone No: _____

Mobile No: _____

Email Address: _____

Address (of where product is installed): _____

Suburb: _____

State: _____

Postcode: _____

Purchased From: _____

Date Purchased: _____

Electrician Name: _____

Contact No: _____

By signing the below, I.....acknowledge that I have read and understood the terms and conditions of the product warranty and I also acknowledge that if Mercator's service agent inspects and reports my light fitting and deems the fault to be caused by incorrect installation and/or misused or any of the other exceptions set out in the Limited Warranty Terms and Conditions and I will be charged a "call out" fee by Mercator.

Purchaser's signature: _____

Date: _____

Signing of this form is required in order for your warranty claim to be processed

Model No.	Product Name	Category	Page
FC1140WIFI	Smart Anova DC	Mercator Ikuū	18/52
FC1148WIFI	Smart Anova DC LED	Mercator Ikuū	18/52
FC700134HA	Smart Nemoi DC	Mercator Ikuū	20/54
FC708134HA	Smart Nemoi DC LED	Mercator Ikuū	20/54
FC620133	Smart Minota DC	Mercator Ikuū	22/56
FC628133	Smart Minota DC LED	Mercator Ikuū	22/56
FC79133	Smart Casa DC LED	Mercator Ikuū	23/50
FRM86G	Smart Universal Remote	Mercator Ikuū	24/112
SSWF01G	Smart Fan & Light Control	Mercator Ikuū	25/111
SBIR01	Smart Univeral IR Blaster	Mercator Ikuū	26/110
FC770134	Airimate	AC Ceiling Fans	30
FC777134	Airimate LED	AC Ceiling Fans	30
FC580133	Airventure	AC Ceiling Fans	32
FC587133	Airventure LED	AC Ceiling Fans	32
FC950124	Cardinia	AC Ceiling Fans	34
FC958124	Cardinia LED	AC Ceiling Fans	34
FC660134	Clare	AC Ceiling Fans	36
FC662134	Clare B22	AC Ceiling Fans	36
FC250134	Caprice	AC Ceiling Fans	38
FC252134	Caprice B22	AC Ceiling Fans	38
FC760143	Clarence	AC Ceiling Fans	40
FC768143	Clarence LED	AC Ceiling Fans	40
FC920124	Lonsdale	AC Ceiling Fans	42
FC922124	Lonsdale B22	AC Ceiling Fans	42
FC190135	Cooya	AC Ceiling Fans	44
FC050135	Hayman	AC Ceiling Fans	46
FC1180134	Colombo	DC Ceiling Fans	58
FC1188134	Colombo LED	DC Ceiling Fans	58
FC940123	Brooke	DC Ceiling Fans	60
FC947123	Brooke DC LED	DC Ceiling Fans	60
FC2110133	Jota	DC Ceiling Fans	62
FC2118133	Jota LED	DC Ceiling Fans	62
FC2110123	Jota S	DC Ceiling Fans	64
FC2118123	Jota S LED	DC Ceiling Fans	64
FC2110134	Jota 4B	DC Ceiling Fans	66
FC2118134	Jota 4B LED	DC Ceiling Fans	66
FC2110093	Jota Mini	DC Ceiling Fans	68
FC2118093	Jota Mini LED	DC Ceiling Fans	68
FC700134	Nemoi	DC Ceiling Fans	70
FC708134	Nemoi LED	DC Ceiling Fans	70

Model No.	Product Name	Category	Page
FC700124	Nemol Lite	DC Ceiling Fans	72
FC708124	Nemol Lite LED	DC Ceiling Fans	72
FC700133	Nemol 3B	DC Ceiling Fans	74
FC708133	Nemol 3B LED	DC Ceiling Fans	74
FC1128143	Juno	DC Ceiling Fans	75
FC1110143	Guardian	DC Ceiling Fans	76
FC970133	Raptor	DC Ceiling Fans	78
FC978133	Raptor LED	DC Ceiling Fans	78
FC970123	Raptor S	DC Ceiling Fans	80
FC978123	Raptor S LED	DC Ceiling Fans	80
FC1100133	Instinct	DC Ceiling Fans	82
FC1108133	Instinct LED	DC Ceiling Fans	82
FC360123	Eagle II Lite	DC Ceiling Fans	84
FC368123	Eagle II Lite	DC Ceiling Fans	84
FC360143	Eagle II	DC Ceiling Fans	86
FC368143	Eagle II LED	DC Ceiling Fans	86
FC368163	Eagle XL II LED	DC Ceiling Fans	88
FC1130153	Lora	DC Ceiling Fans	90
FC1138153	Lora DC	DC Ceiling Fans	90
FC880153	Iceman	DC Ceiling Fans	92
FC888153	Iceman LED	DC Ceiling Fans	92
FC1100253KIT	Century	DC Ceiling Fans	94
FC990186KIT	Rhino II 1.8M	DC Ceiling Fans	95
FC998186KIT	Rhino II 1.8M LED	DC Ceiling Fans	95
FC990216KIT	Rhino II 2.1M	DC Ceiling Fans	96
FC998216KIT	Rhino II 2.1M LED	DC Ceiling Fans	96
FF62330	Airbond DC	Wall Fans	99
FF103330	Broome	Wall Fans	100
FF83320	Arena	Wall Fans	101
FF52316	Rider	Wall Fans	102
FF62230	Airbond DC	Portable Fans	106
FRMDC99	DC Wall Controller	Accessories	113
FRM86	AC RF Universal Remote	Accessories	114
FRM97	AC LCD RF Universal Remote	Accessories	115
FRM87	AC RF Universal Remote	Accessories	116
FD Series	Downrods	Accessories	118

ikuu.com.au

mercator.com.au



MERCATOR

MERCATOR ikuü

Sales Order Hotlines

1300 552 255

1300 552 256

General & Accounts Enquiries

VIC Head Office

VIC Showroom

Mercator Pty Ltd
Caribbean Park
36 Lakeview Drive
Scoresby VIC 3179

03 9302 6200

03 9302 6262

All items shown are available at time of printing and are available until sold out. All units other than do-it-yourself models must be installed by a qualified electrician. Products marked with globe/tube to suit product. Colours shown may vary slightly from actual product. Mercator reserves the right to correct any errors at any time.

