

Military Match Rules

General GUN SAFETY RULES

SAFETY IS YOUR BUSINESS, ITS MY BUSINESS Too! READ THE RULES...

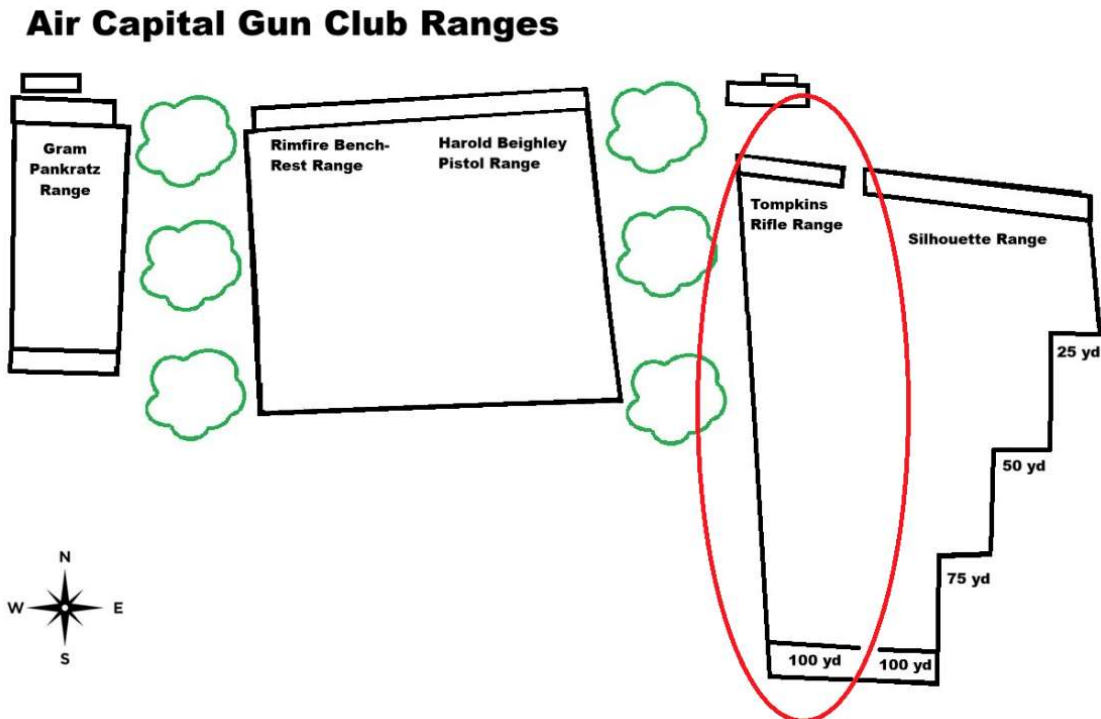
1. Be sure your firearm is safe to operate.
2. Know how to safely use your firearm, this is your responsibility before participating.
3. Always keep your firearm pointed in a safe direction.
4. Always keep your finger off the trigger until ready to shoot in the designated area.
5. Both Eye and Ear protection are required during the entirety of this match.

Military Match Safety Rules

- This match is open to the public; you do NOT have to be an ACGC member to participate.
- The Range Officer (RO) will oversee all activities for this match.
- If it is determined that someone is acting in an unsafe manner and does not heed the RO's instructions, the RO has the right to ask anyone to leave the range, and they will be excluded from competing in this match.
- Weapons will always be maintained in a safe manner on the range.

Military Match

Location: Tompkins Rifle Range



Military Match Rules

Weapon:

This match is divided into 2 basic categories; Modern Rifle and Antique Rifle. Each participant will shoot in 1 of these two categories.

Antique:

- Any military style rifle pre-dating 1967.
- M14 rifle or older

Examples:

- M1903 Springfield
- M14
- M1 Garand

Modern:

- Any military style rifle from 1950 to present.

Examples:

- AR15.
- No add-on suppressors are allowed.
- RO has the right to reject the use of any weapon deemed not suitable for the match.

*** Any National match, target rifle, or non-military variant (caliber) will not be scored with the combat-style rifles.**

Sights:

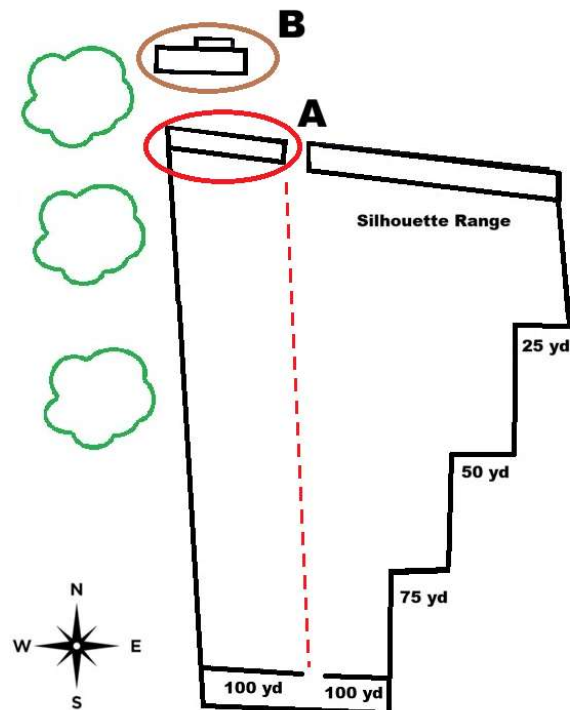
- Iron sights are allowed
- 6x maximum magnification scope

Firearm Loading:

Zone A → Match bench rests and loading area

Zone B → Match Target board storage area

Tompkins Rifle Range



Military Match Rules

Scoring:

- 100 points per target
- 400 points total per match
- Typical NRA / IBS Best-edge scoring system

Targets:

- NRA 200, 300, 600, and 1000-yard Reduced Targets


200 Yard Reduced Target



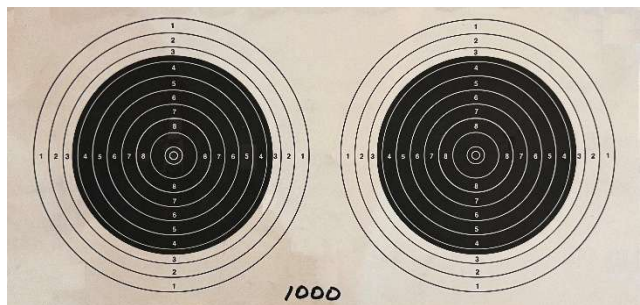
300 Yard Reduced Target



600 Yard Reduced Target



1000 Yard Reduced Target



Military Match Rules

Match Format:

- All shots at 100 yards.
 - There will be 400 points total for this match.
 - This match is loosely based on the NRA Hi-Power Rifle Match.
 - All stages are fired from the Benchrest.
 - Match will have 4 stages of 100 points each scored on 4 targets with 10 shots each per target.
 - Each stage has a 10-minute time limit.
- Stage 1
 - 10 shots on a 200-yard Reduced Target at 100-yard distance to be shot in 10 minutes total time.
 - Stage 2
 - 10 shots on a 300-yard Reduced Target at 100-yard distance to be shot in 10 minutes total time.
 - Stage 3
 - 10 shots on a 600-yard Reduced Target at 100-yard distance to be shot in 10 minutes total time.
 - Stage 4
 - 5 shots each on 2 1000-yard Challenge Target at 100-yard distance to be shot in 10 minutes total time.
 - All stages are fired from the bench rest.
 - You may shoot as many sighter shots as necessary.
 - Match Directors' rulings are FINAL.

Course of Fire:

1. RO will announce; **"Shooter's the firing line, Target 1 (or 2, 3, or 4)"**.
2. RO will announce; **"Ready on the Right",**
"Ready on the Let",
"All Ready, you have Ten Minutes for 10 rounds",
"The Range is Hot!"
"Commence Fire"
3. Once 10 minutes is complete;
4. RO will announce; **"Cease Fire, make the line safe"**.
 - Safe constitutes:
 - Mags out.
 - Action Open.
 - Engage the safety.
 - Empty chamber flag installed.
5. RO will announce; **"Prepare for Target 2 (or 3, 4)"**.
6. Repeat from Step 1