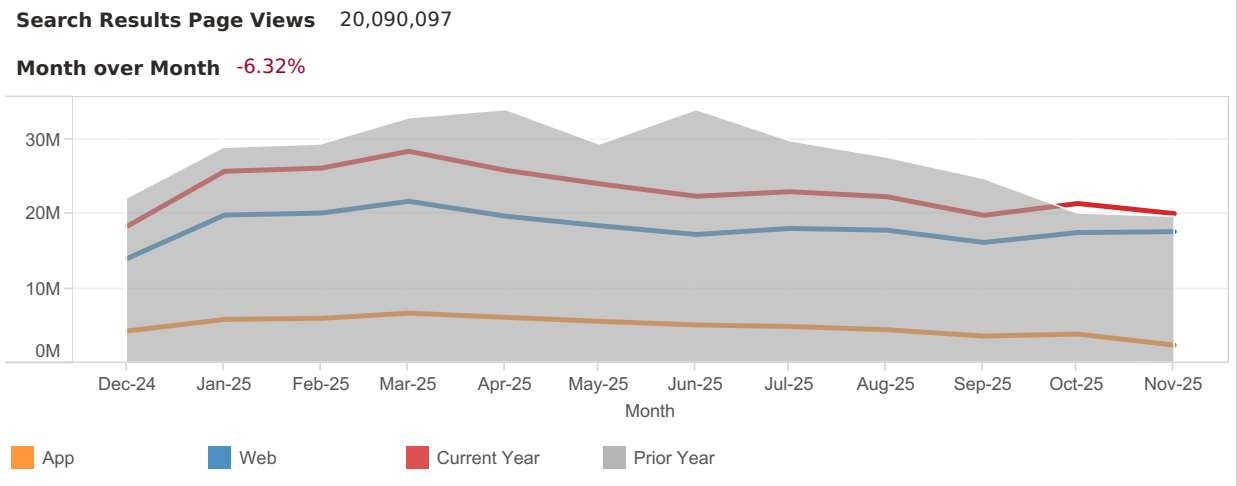


# MONTHLY TRAFFIC REPORT

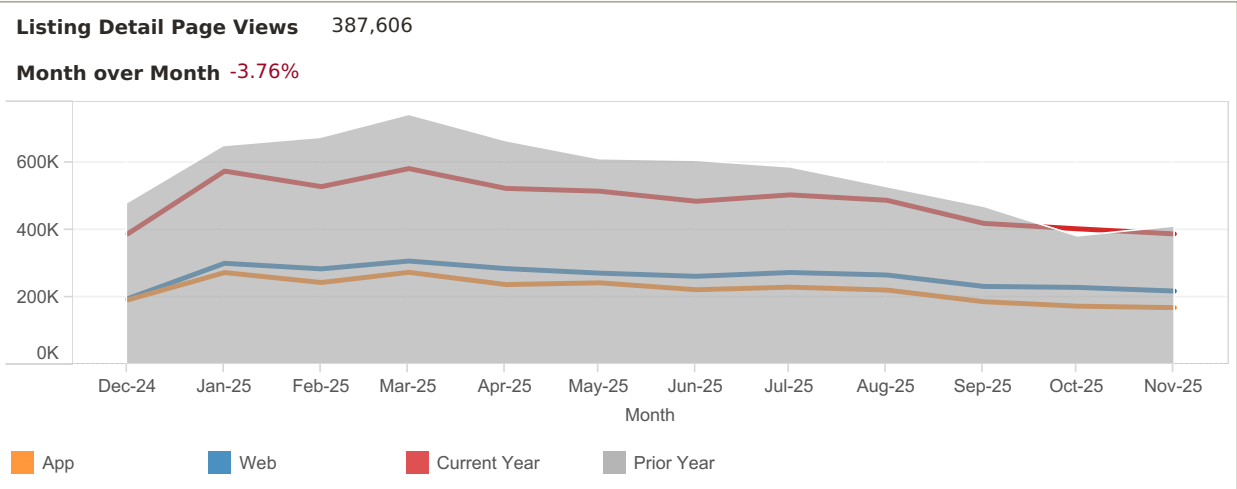
## FOR West Pasco

LISTING PERFORMANCE

Median Active Listings	3,426
Average Page Views per Listing	113



App: YTD traffic from Native Apps that are downloaded (iOS and Android)  
Web: YTD traffic from all browsers (desktop, tablet and phone)

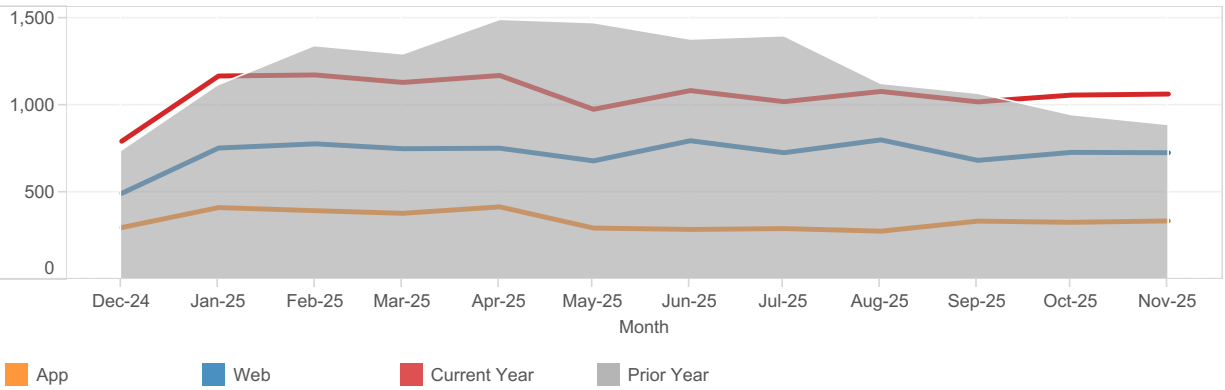


App: YTD traffic from Native Apps that are downloaded (iOS and Android)  
Web: YTD traffic from all browsers (desktop, tablet and phone)

*If you have any questions, please contact your Industry Relations representative or email:*  
[industryrelations@move.com](mailto:industryrelations@move.com)

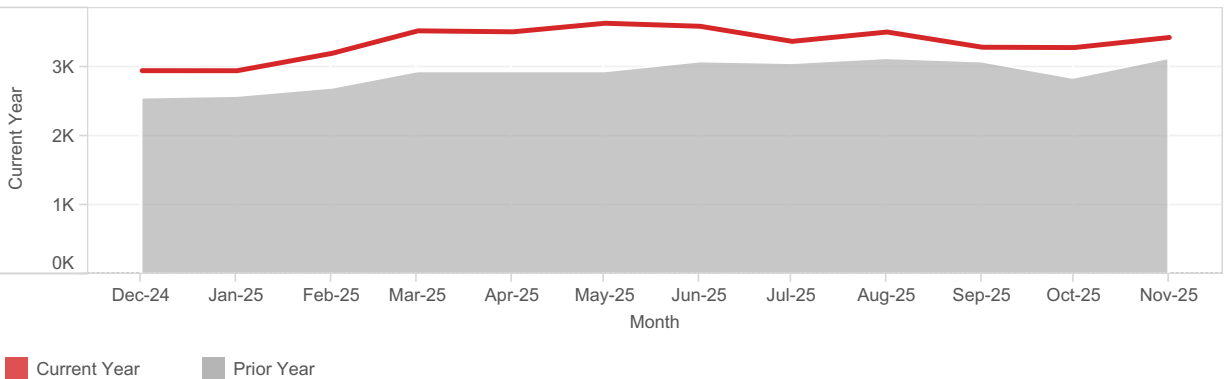
# MONTHLY TRAFFIC REPORT

## FOR West Pasco

**Total Listing Leads** 1,069**Month over Month** 0.56%

App: YTD traffic from Native Apps that are downloaded (iOS and Android)

Web: YTD traffic from all browsers (desktop, tablet and phone)

**Median Active Listings** 3,426**Month over Month** 4.45%

*If you have any questions, please contact your Industry Relations representative or email:*

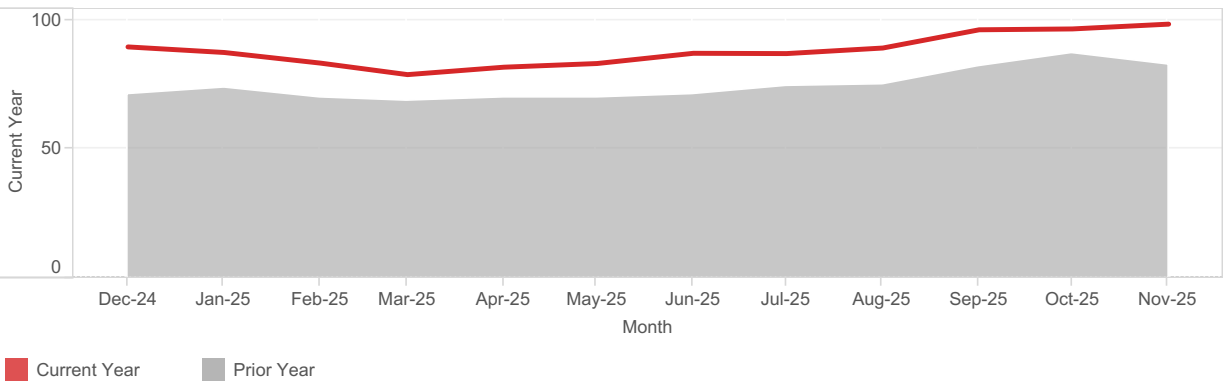
[industryrelations@move.com](mailto:industryrelations@move.com)

# MONTHLY TRAFFIC REPORT

## FOR West Pasco

**Median Days of Active Listings on realtor.com** 98

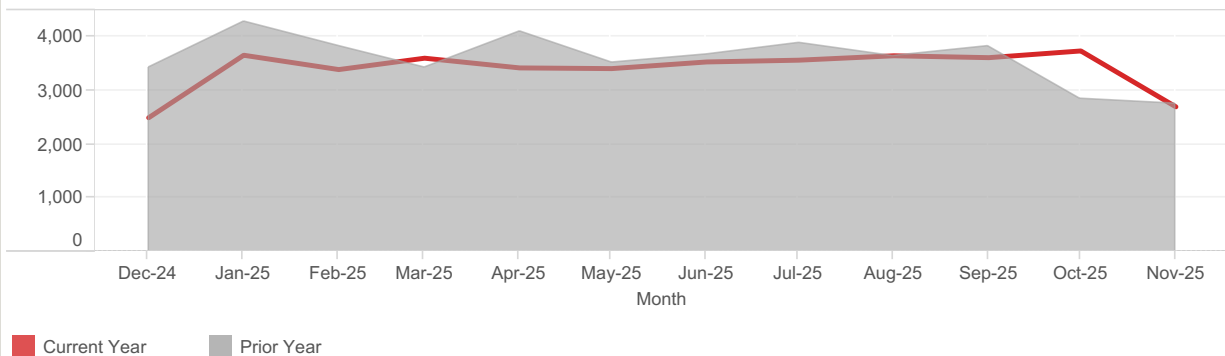
**Month over Month** 4.76%



Median Days of Active Listings is for all US Residential (Single Family Homes, Townhomes, Condos) excluding land and for rent.

**Total Profile Views** 2,699

**Month over Month** -28%

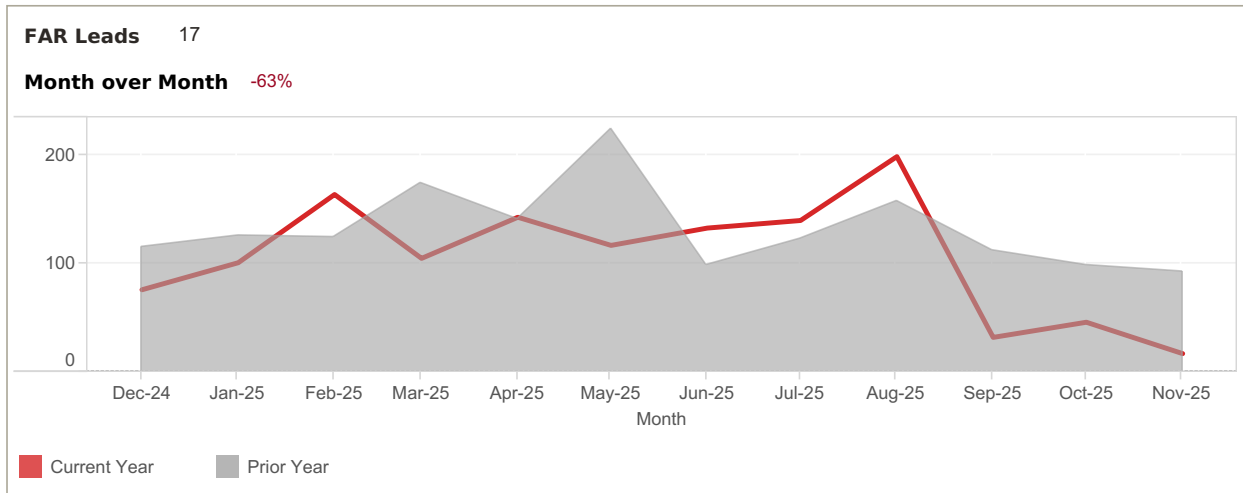


*If you have any questions, please contact your Industry Relations representative or email:*  
[industryrelations@move.com](mailto:industryrelations@move.com)

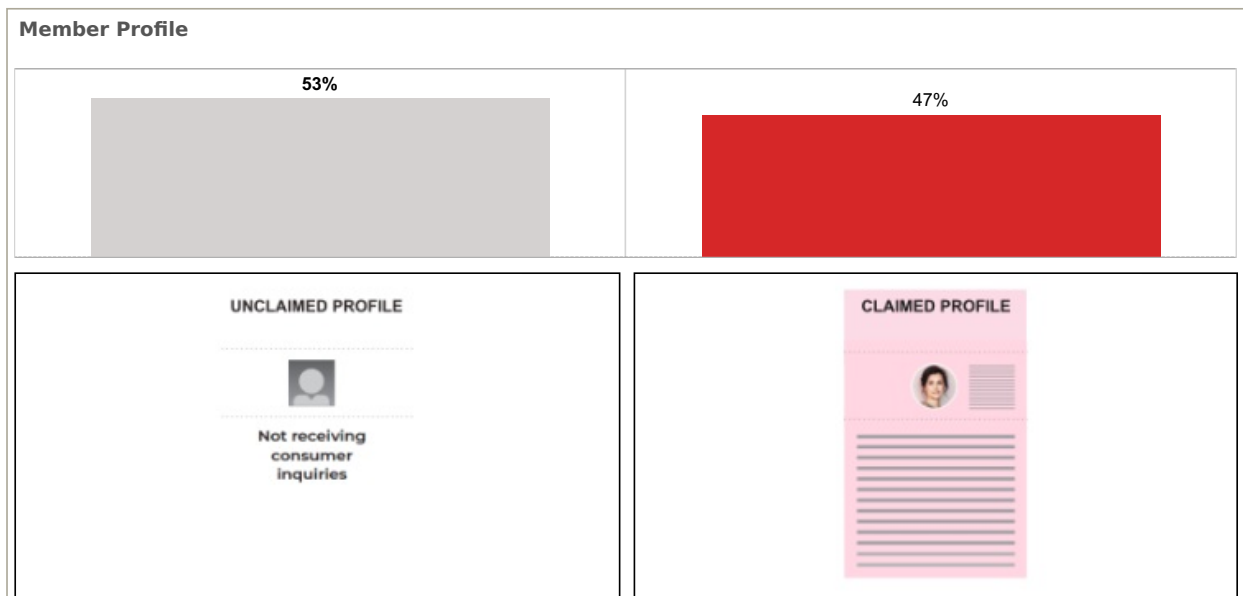
November 2025

# MONTHLY TRAFFIC REPORT

## FOR West Pasco



Total Profile Inquiries from Find a Realtor® claimed profiles.



To schedule a complimentary training webinar on profiles for your members, email [industryrelations@move.com](mailto:industryrelations@move.com)

*If you have any questions, please contact your Industry Relations representative or email:*  
**[industryrelations@move.com](mailto:industryrelations@move.com)**

# MONTHLY TRAFFIC REPORT

## FOR West Pasco

### MLS Cross Market Demand Report

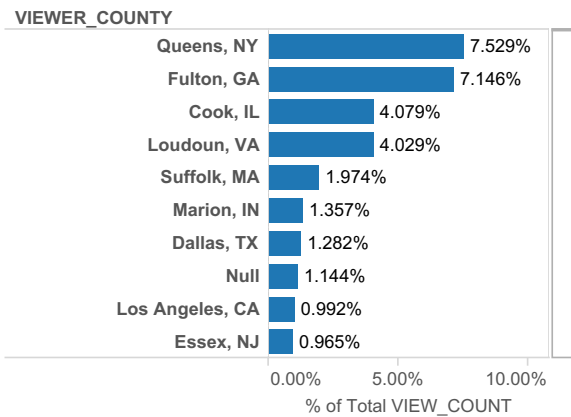
Interested to know where your buyers are coming from? Check out Realtor.com's MLS Demand Report, created by our economics team, so you can better understand where consumer demand originates for your active MLS listings across realtor.com.

Realtor.com's MLS Demand Report will answer the following questions:

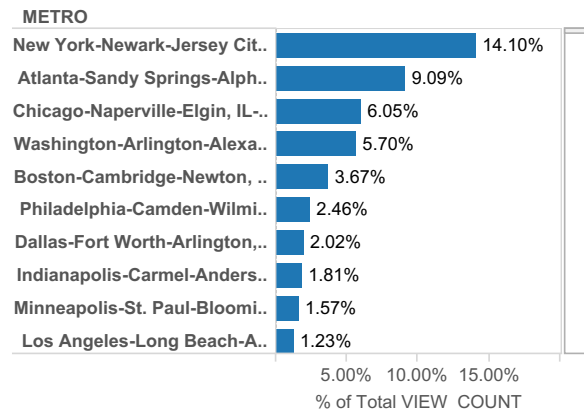
- What are the top Metro's within my state driving the greatest consumer demand for my listings on realtor.com?
- What are the top Metro's from other states?
- Which Counties, both in-state and out-of-state, are driving the greatest demand?

Check out your MLS Demand Report below to truly understand where your buyers are coming from!

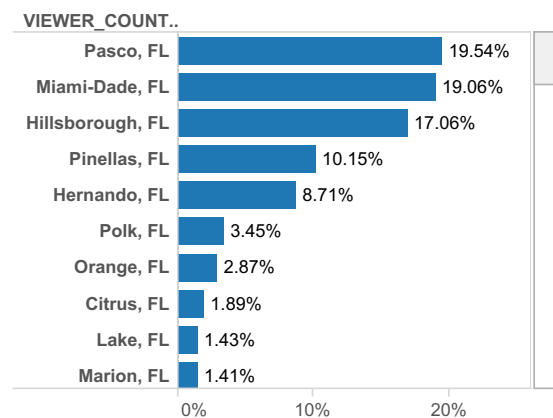
#### Top Viewing Counties from other States



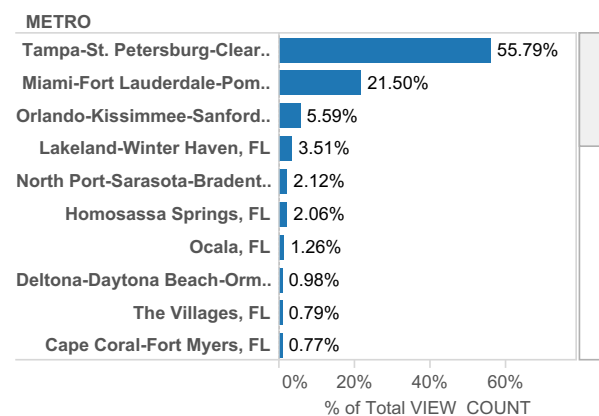
#### Top Viewing Metros from other States



#### Top Viewing Counties within State



#### Top Viewing Metros within State



If you have any questions, please contact your Industry Relations representative or email:

[industryrelations@move.com](mailto:industryrelations@move.com)