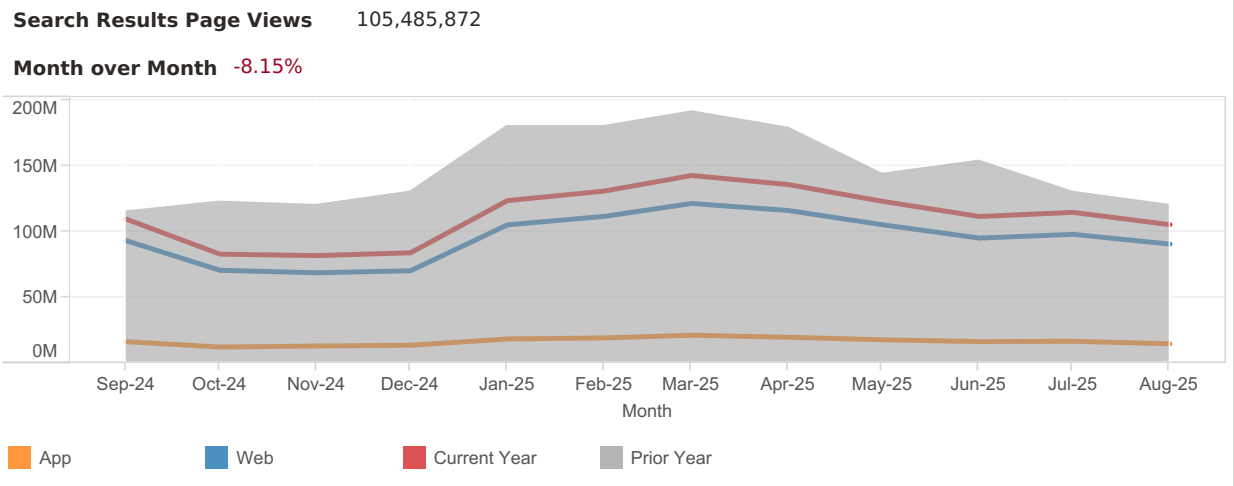


MONTHLY TRAFFIC REPORT

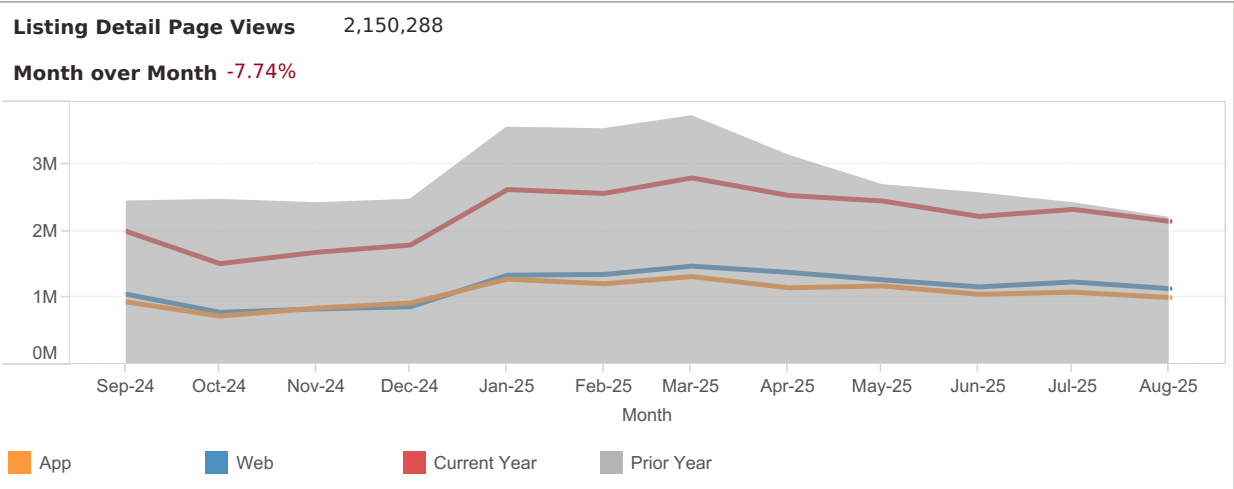
FOR Sarasota - Manatee

LISTING PERFORMANCE

Median Active Listings	16,499
Average Page Views per Listing	130



App: YTD traffic from Native Apps that are downloaded (iOS and Android)
Web: YTD traffic from all browsers (desktop, tablet and phone)



App: YTD traffic from Native Apps that are downloaded (iOS and Android)
Web: YTD traffic from all browsers (desktop, tablet and phone)

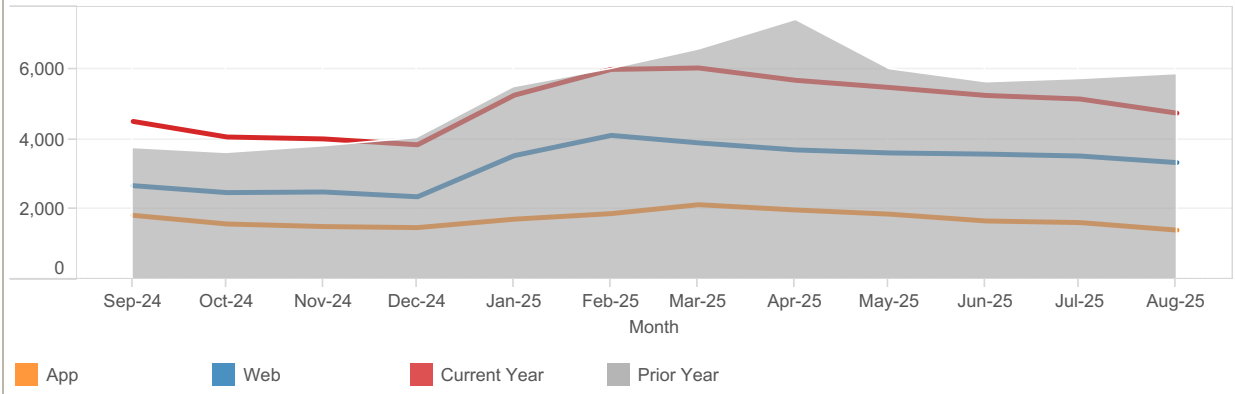
If you have any questions, please contact your Industry Relations representative or email:
industryrelations@move.com

MONTHLY TRAFFIC REPORT

FOR Sarasota - Manatee

Total Listing Leads 4,754

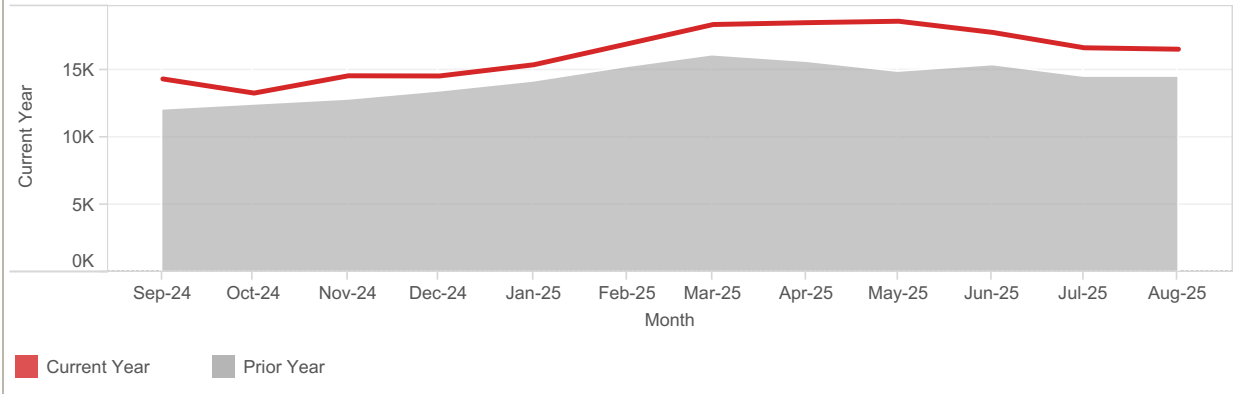
Month over Month -7.81%



App: YTD traffic from Native Apps that are downloaded (iOS and Android)
 Web: YTD traffic from all browsers (desktop, tablet and phone)

Median Active Listings 16,499

Month over Month -0.63%



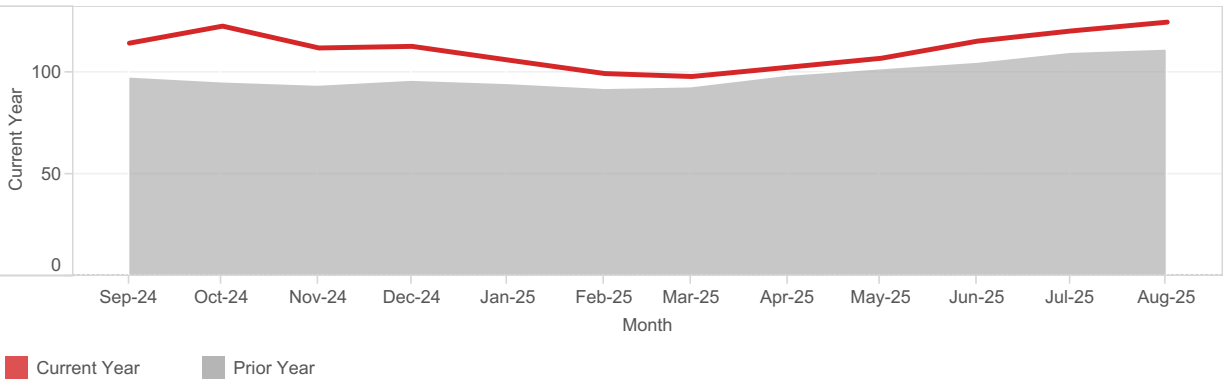
If you have any questions, please contact your Industry Relations representative or email:
industryrelations@move.com

MONTHLY TRAFFIC REPORT

FOR Sarasota - Manatee

Median Days of Active Listings on realtor.com 124

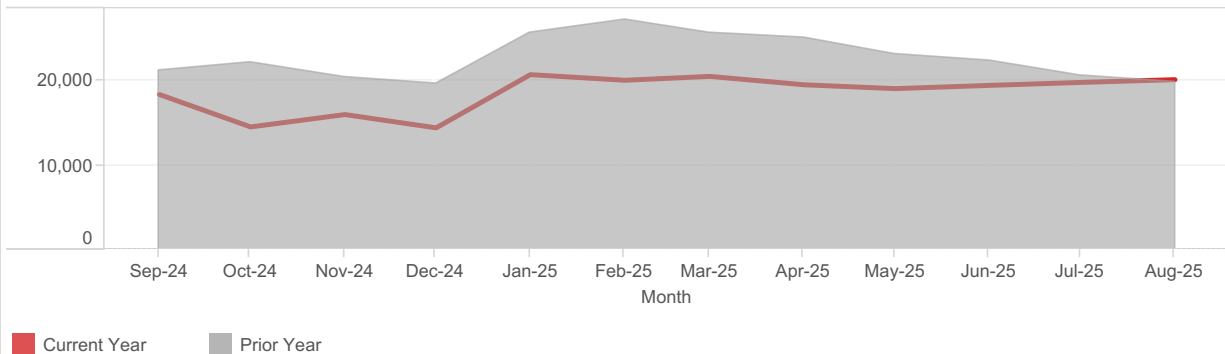
Month over Month 1.23%



Median Days of Active Listings is for all US Residential (Single Family Homes, Townhomes, Condos) excluding land and for rent.

Total Profile Views 20,130

Month over Month 2%



If you have any questions, please contact your Industry Relations representative or email:
industryrelations@move.com

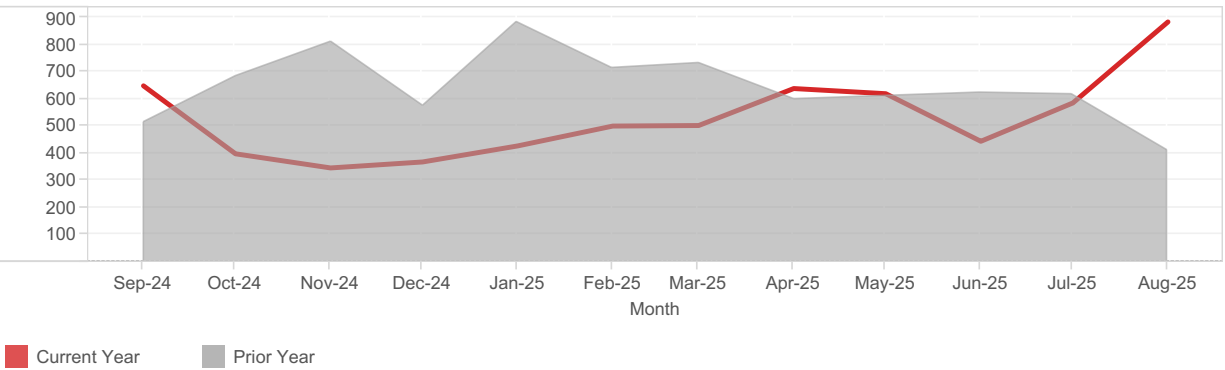
August 2025

MONTHLY TRAFFIC REPORT

FOR Sarasota - Manatee


FAR Leads 883

Month over Month 51%



Total Profile Inquiries from Find a Realtor® claimed profiles.

Member Profile



To schedule a complimentary training webinar on profiles for your members, email industryrelations@move.com

If you have any questions, please contact your Industry Relations representative or email:
industryrelations@move.com

MONTHLY TRAFFIC REPORT

FOR Sarasota - Manatee

MLS Cross Market Demand Report

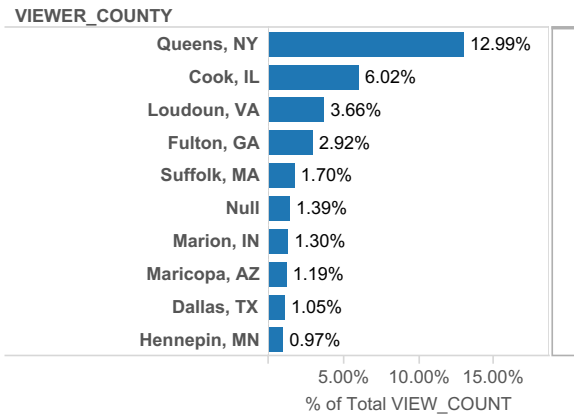
Interested to know where your buyers are coming from? Check out Realtor.com's MLS Demand Report, created by our economics team, so you can better understand where consumer demand originates for your active MLS listings across realtor.com.

Realtor.com's MLS Demand Report will answer the following questions:

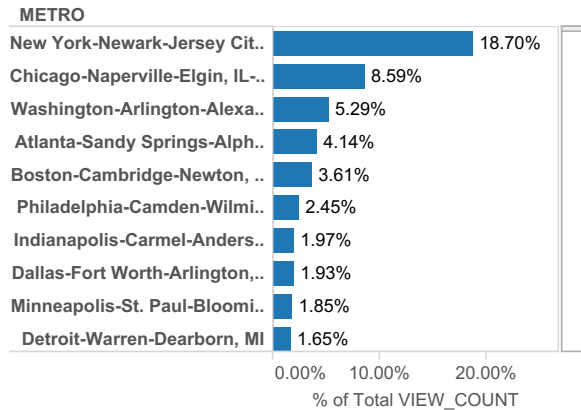
- What are the top Metro's within my state driving the greatest consumer demand for my listings on realtor.com?
- What are the top Metro's from other states?
- Which Counties, both in-state and out-of-state, are driving the greatest demand?

Check out your MLS Demand Report below to truly understand where your buyers are coming from!

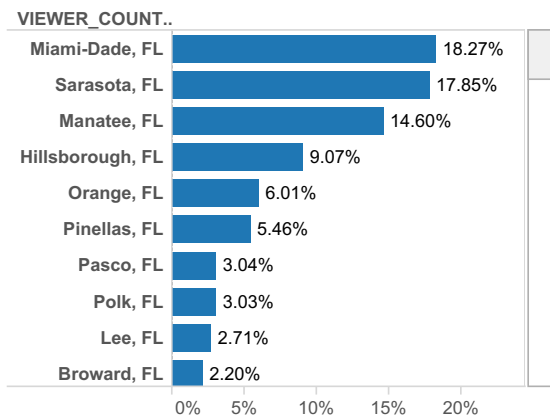
Top Viewing Counties from other States



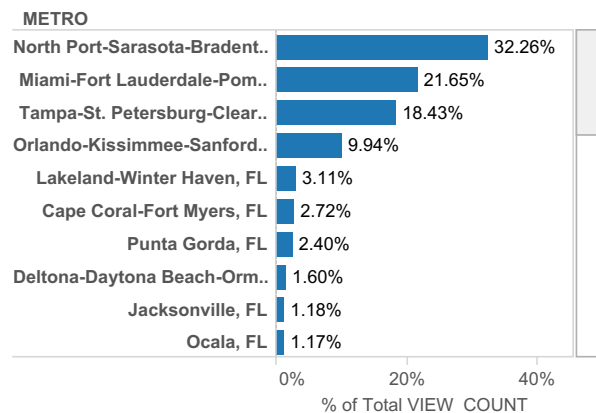
Top Viewing Metros from other States



Top Viewing Counties within State



Top Viewing Metros within State



If you have any questions, please contact your Industry Relations representative or email:

industryrelations@move.com