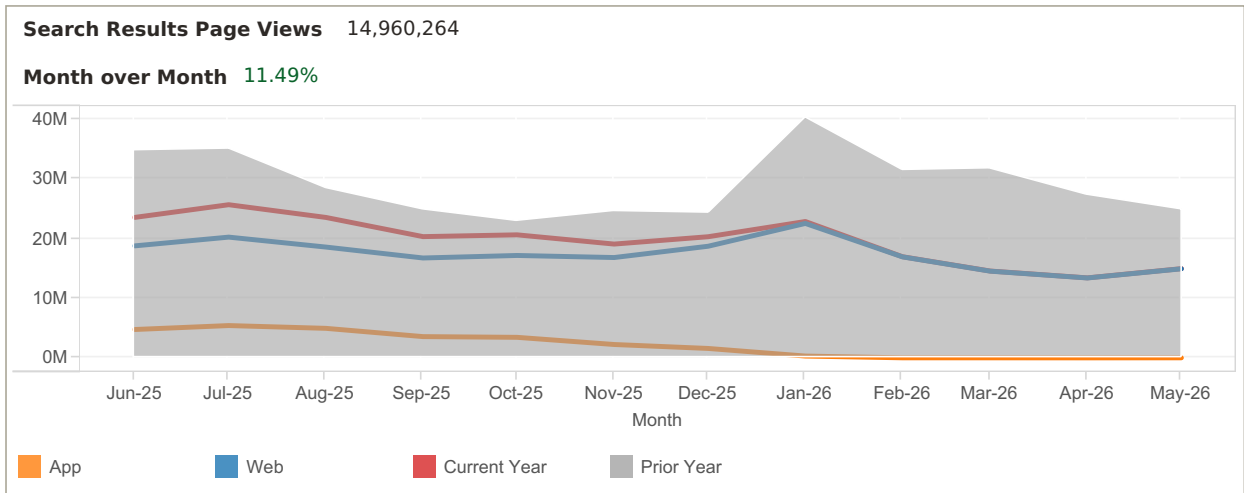


# MONTHLY TRAFFIC REPORT

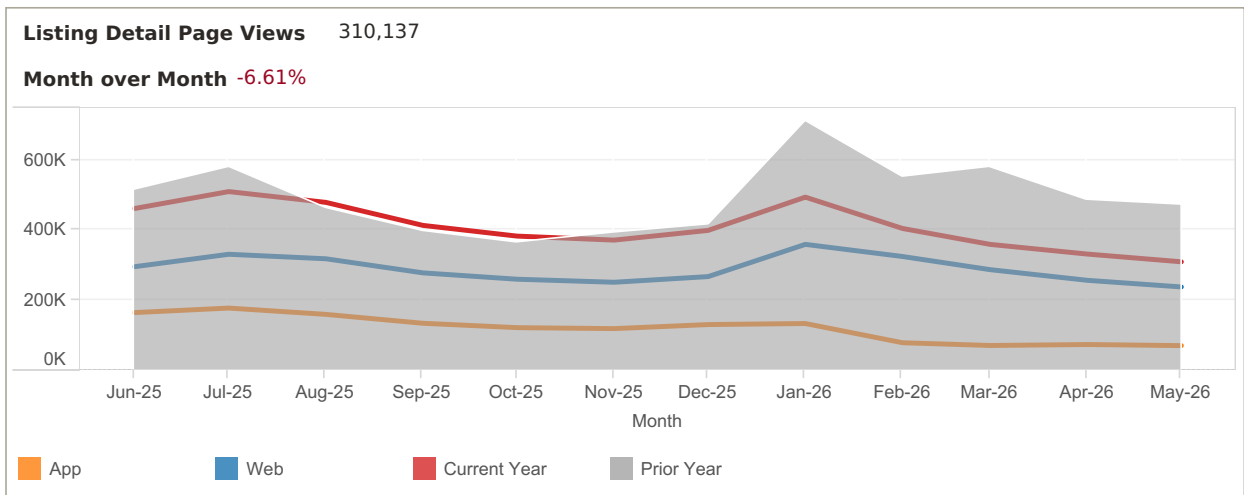
## FOR Puerto Rico

### LISTING PERFORMANCE

<b>Median Active Listings</b>	2,971
<b>Average Page Views per Listing</b>	104



App: YTD traffic from Native Apps that are downloaded (iOS and Android)  
 Web: YTD traffic from all browsers (desktop, tablet and phone)

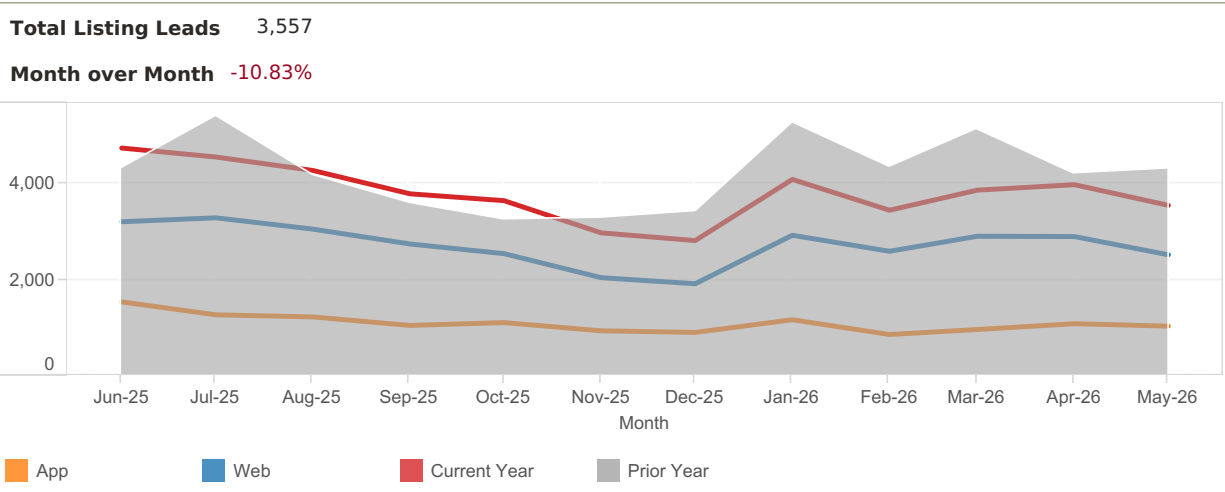


App: YTD traffic from Native Apps that are downloaded (iOS and Android)  
 Web: YTD traffic from all browsers (desktop, tablet and phone)

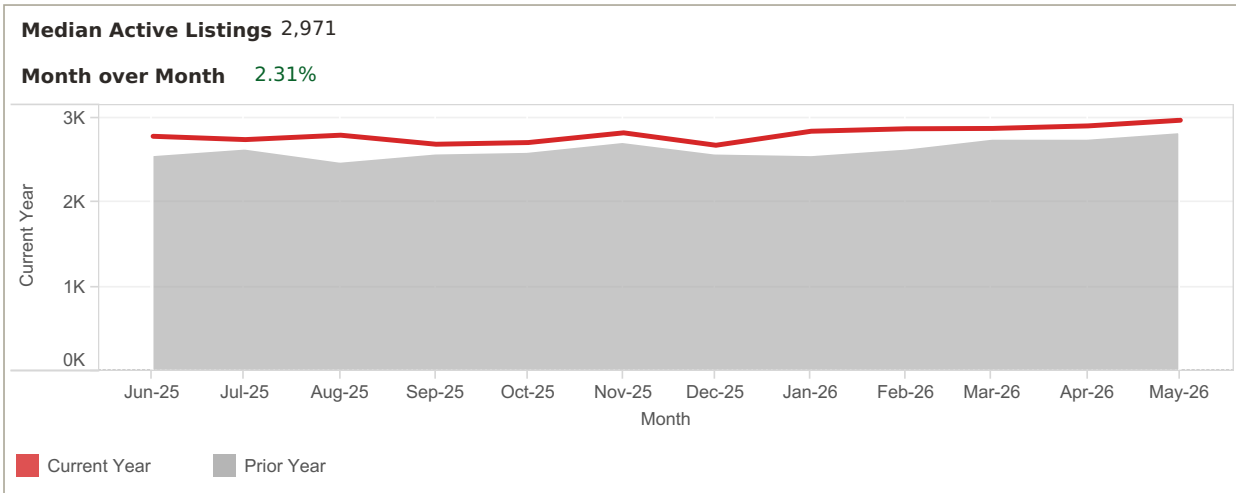
*If you have any questions, please contact your Industry Relations representative or email:*  
[industryrelations@move.com](mailto:industryrelations@move.com)

# MONTHLY TRAFFIC REPORT

## FOR Puerto Rico



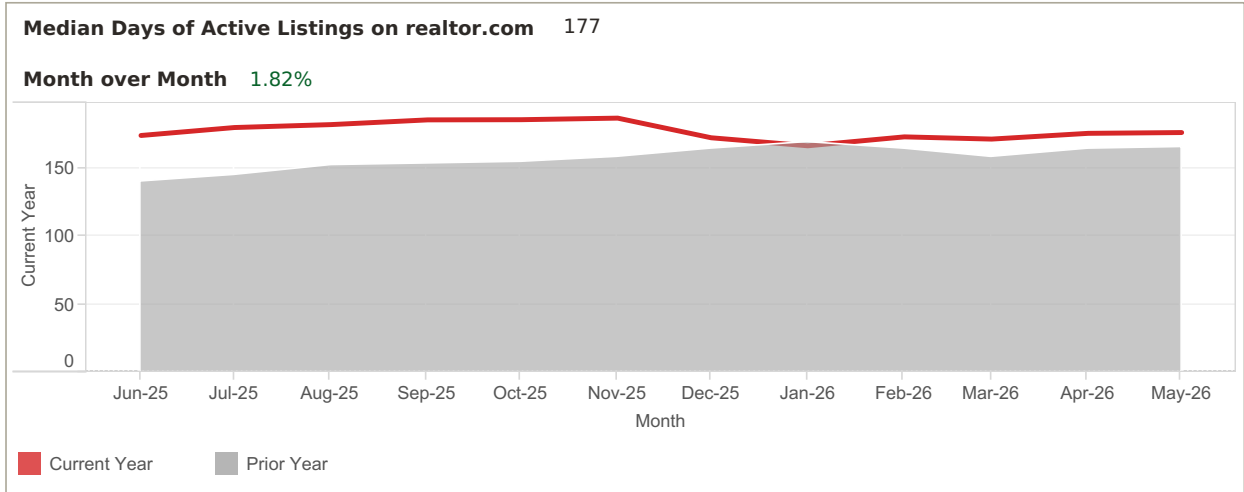
App: YTD traffic from Native Apps that are downloaded (iOS and Android)  
 Web: YTD traffic from all browsers (desktop, tablet and phone)



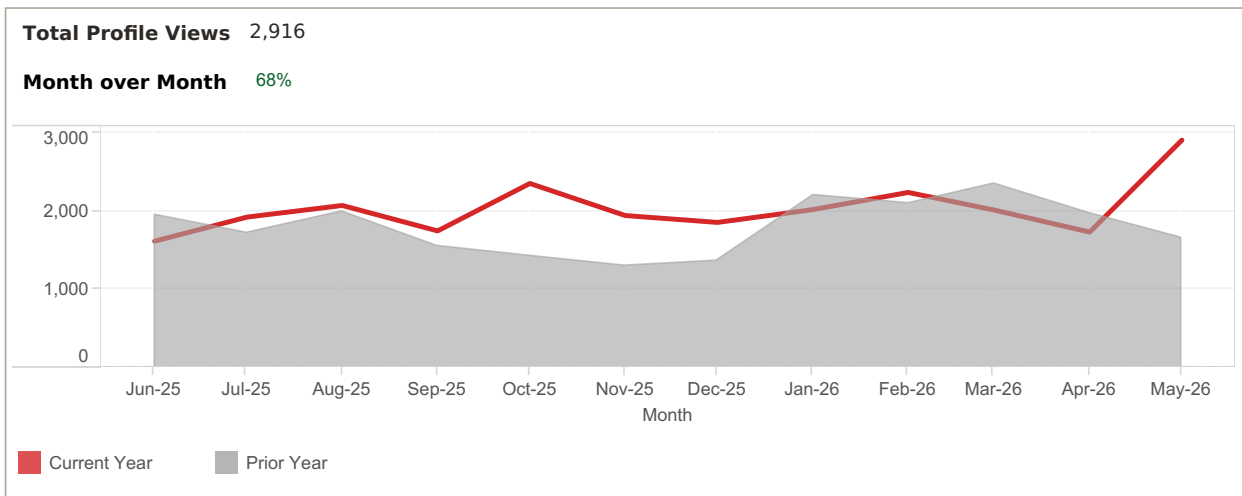
*If you have any questions, please contact your Industry Relations representative or email:*  
[industryrelations@move.com](mailto:industryrelations@move.com)

# MONTHLY TRAFFIC REPORT

## FOR Puerto Rico



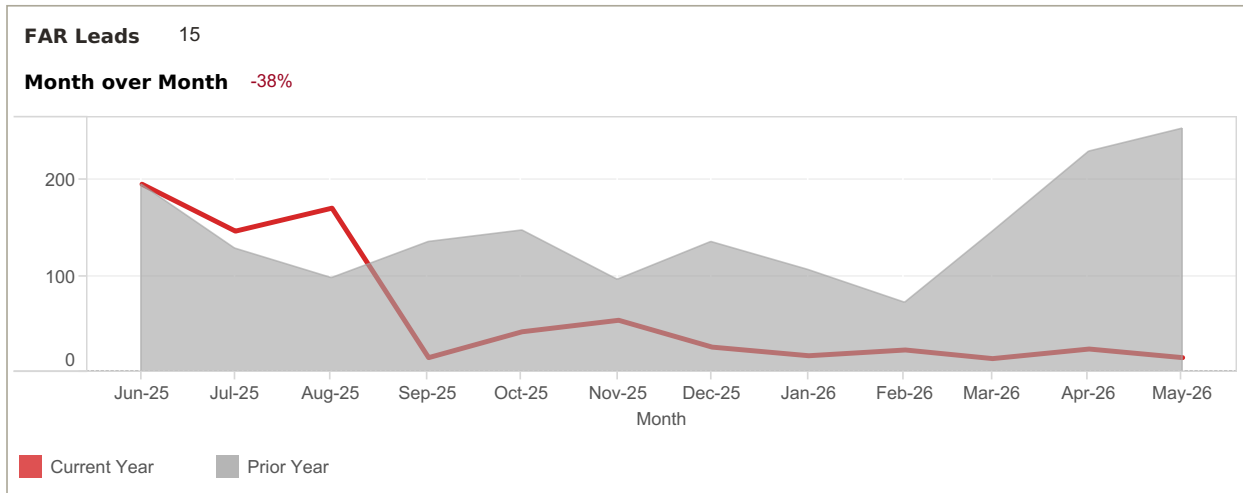
Median Days of Active Listings is for all US Residential (Single Family Homes, Townhomes, Condos) excluding land and for rent.




*If you have any questions, please contact your Industry Relations representative or email:*  
[industryrelations@move.com](mailto:industryrelations@move.com)

# MONTHLY TRAFFIC REPORT

## FOR Puerto Rico



Total Profile Inquiries from Find a Realtor® claimed profiles.



To schedule a complimentary training webinar on profiles for your members, email [industryrelations@move.com](mailto:industryrelations@move.com)

*If you have any questions, please contact your Industry Relations representative or email:*  
**[industryrelations@move.com](mailto:industryrelations@move.com)**

# MONTHLY TRAFFIC REPORT

## FOR Puerto Rico

### MLS Cross Market Demand Report

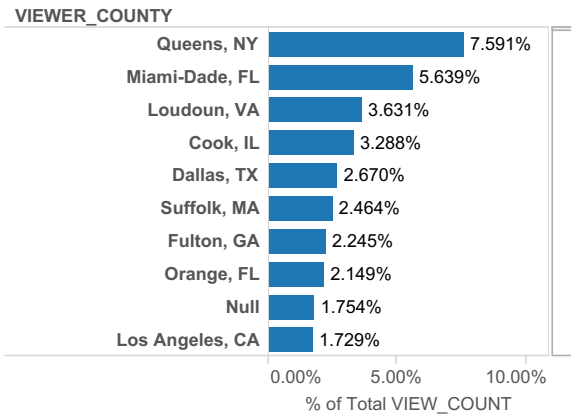
Interested to know where your buyers are coming from? Check out Realtor.com's MLS Demand Report, created by our economics team, so you can better understand where consumer demand originates for your active MLS listings across realtor.com.

Realtor.com's MLS Demand Report will answer the following questions:

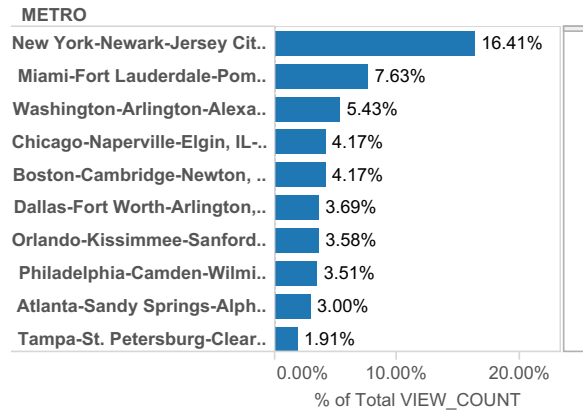
- What are the top Metro's within my state driving the greatest consumer demand for my listings on realtor.com?
- What are the top Metro's from other states?
- Which Counties, both in-state and out-of-state, are driving the greatest demand?

Check out your MLS Demand Report below to truly understand where your buyers are coming from!

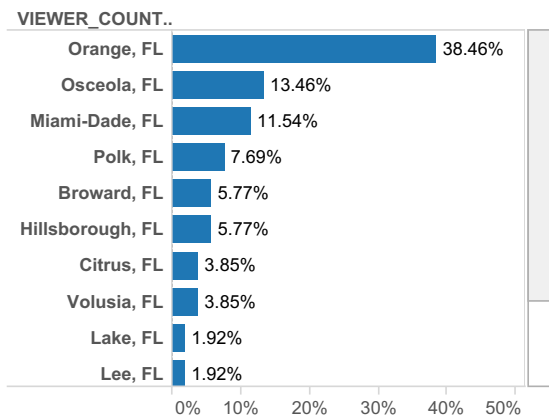
**Top Viewing Counties from other States**



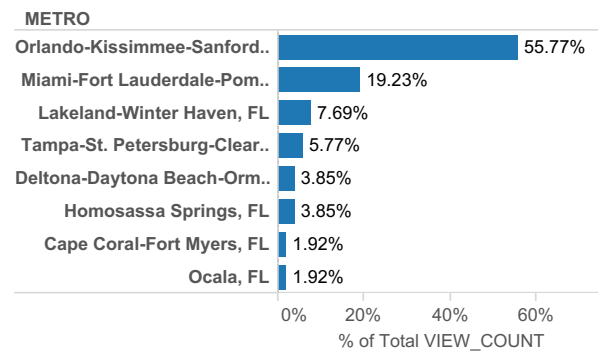
**Top Viewing Metros from other States**



**Top Viewing Counties within State**



**Top Viewing Metros within State**



*If you have any questions, please contact your Industry Relations representative or email:*  
[industryrelations@move.com](mailto:industryrelations@move.com)