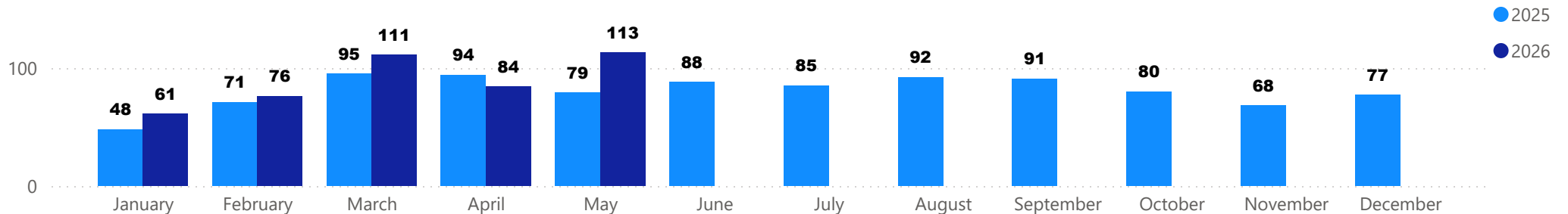




## New Smyrna Beach Board Of REALTORS® Inc Monthly Sales Trend Indicator 2026

### Sales by Price Range - Single Family Homes & Villas

| Price Range             | January   | February  | March      | April     | May        | June | July | August | September | October | November | December | Total      |
|-------------------------|-----------|-----------|------------|-----------|------------|------|------|--------|-----------|---------|----------|----------|------------|
| \$ 1 - 49,999           |           |           |            |           | 1          |      |      |        |           |         |          |          | 1          |
| \$ 50,000 - 59,999      |           |           | 1          |           |            |      |      |        |           |         |          |          | 1          |
| \$ 60,000 - 69,999      |           |           |            |           |            |      |      |        |           |         |          |          |            |
| \$ 70,000 - 79,999      |           |           |            |           | 1          |      |      |        |           |         |          |          | 1          |
| \$ 80,000 - 89,999      |           |           |            |           |            |      |      |        |           |         |          |          |            |
| \$ 90,000 - 99,999      |           |           |            |           |            |      |      |        |           |         |          |          |            |
| \$ 100,000 - 119,999    |           |           |            |           |            |      |      |        |           |         |          |          |            |
| \$ 120,000 - 139,999    | 1         |           |            |           | 1          |      |      |        |           |         |          |          | 2          |
| \$ 140,000 - 159,999    |           | 1         |            |           |            |      |      |        |           |         |          |          | 1          |
| \$ 160,000 - 179,999    |           | 1         |            |           |            |      |      |        |           |         |          |          | 1          |
| \$ 180,000 - 199,999    | 3         | 1         | 1          |           | 2          |      |      |        |           |         |          |          | 7          |
| \$ 200,000 - 249,999    | 5         | 4         | 5          | 5         | 8          |      |      |        |           |         |          |          | 27         |
| \$ 250,000 - 299,999    | 7         | 9         | 8          | 12        | 13         |      |      |        |           |         |          |          | 49         |
| \$ 300,000 - 349,999    | 8         | 12        | 16         | 12        | 23         |      |      |        |           |         |          |          | 71         |
| \$ 350,000 - 399,999    | 10        | 12        | 12         | 11        | 14         |      |      |        |           |         |          |          | 59         |
| \$ 400,000 - 499,999    | 12        | 11        | 23         | 13        | 14         |      |      |        |           |         |          |          | 73         |
| \$ 500,000 - 599,999    | 2         | 3         | 12         | 12        | 6          |      |      |        |           |         |          |          | 35         |
| \$ 600,000 - 699,999    | 2         | 4         | 7          | 4         | 9          |      |      |        |           |         |          |          | 26         |
| \$ 700,000 - 799,999    |           | 2         | 7          | 5         | 8          |      |      |        |           |         |          |          | 22         |
| \$ 800,000 - 899,999    |           | 2         | 6          | 3         | 3          |      |      |        |           |         |          |          | 14         |
| \$ 900,000 - 999,999    | 3         |           | 5          | 2         | 3          |      |      |        |           |         |          |          | 13         |
| \$ 1,000,000 - and over | 8         | 14        | 8          | 5         | 7          |      |      |        |           |         |          |          | 42         |
| <b>Total</b>            | <b>61</b> | <b>76</b> | <b>111</b> | <b>84</b> | <b>113</b> |      |      |        |           |         |          |          | <b>445</b> |

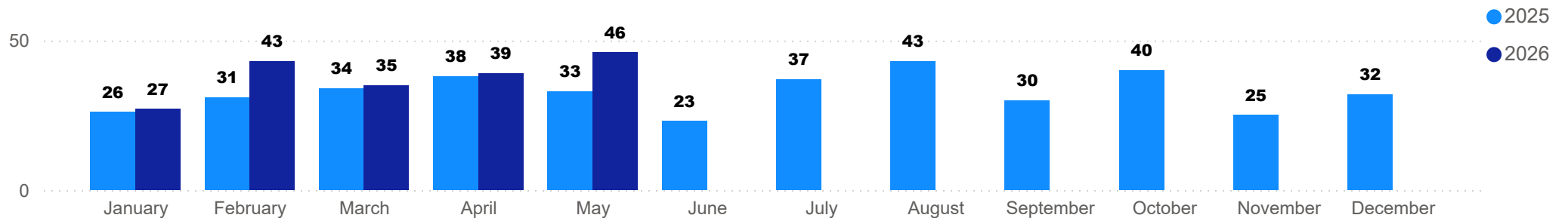




## New Smyrna Beach Board Of REALTORS® Inc Monthly Sales Trend Indicator 2026

### Sales by Price Range - Condominiums, Townhouses and Co-Ops

| Price Range             | January   | February  | March     | April     | May       | June | July | August | September | October | November | December | Total      |
|-------------------------|-----------|-----------|-----------|-----------|-----------|------|------|--------|-----------|---------|----------|----------|------------|
| \$ 1 - 49,999           |           |           |           |           |           |      |      |        |           |         |          |          |            |
| \$ 50,000 - 59,999      |           |           |           |           |           |      |      |        |           |         |          |          |            |
| \$ 60,000 - 69,999      |           |           |           |           |           |      |      |        |           |         |          |          |            |
| \$ 70,000 - 79,999      |           |           |           |           |           |      |      |        |           |         |          |          |            |
| \$ 80,000 - 89,999      |           |           |           |           |           |      |      |        |           |         |          |          |            |
| \$ 90,000 - 99,999      |           |           |           |           |           |      |      |        |           |         |          |          |            |
| \$ 100,000 - 119,999    | 1         |           |           |           |           |      |      |        |           |         |          |          | 1          |
| \$ 120,000 - 139,999    | 1         | 1         | 1         | 1         |           |      |      |        |           |         |          |          | 4          |
| \$ 140,000 - 159,999    | 1         |           | 2         |           |           |      |      |        |           |         |          |          | 3          |
| \$ 160,000 - 179,999    | 2         |           |           |           | 2         |      |      |        |           |         |          |          | 4          |
| \$ 180,000 - 199,999    | 3         | 6         |           |           | 1         |      |      |        |           |         |          |          | 10         |
| \$ 200,000 - 249,999    | 1         | 4         | 1         | 2         | 2         |      |      |        |           |         |          |          | 10         |
| \$ 250,000 - 299,999    | 1         | 4         | 2         | 3         | 4         |      |      |        |           |         |          |          | 14         |
| \$ 300,000 - 349,999    | 4         | 5         | 10        | 3         | 4         |      |      |        |           |         |          |          | 26         |
| \$ 350,000 - 399,999    | 2         | 2         | 3         | 9         | 7         |      |      |        |           |         |          |          | 23         |
| \$ 400,000 - 499,999    | 1         | 11        | 6         | 9         | 12        |      |      |        |           |         |          |          | 39         |
| \$ 500,000 - 599,999    | 4         | 4         | 3         | 2         | 3         |      |      |        |           |         |          |          | 16         |
| \$ 600,000 - 699,999    | 3         | 1         | 4         | 3         | 1         |      |      |        |           |         |          |          | 12         |
| \$ 700,000 - 799,999    |           | 2         |           | 4         | 3         |      |      |        |           |         |          |          | 9          |
| \$ 800,000 - 899,999    |           | 1         |           | 1         |           |      |      |        |           |         |          |          | 2          |
| \$ 900,000 - 999,999    | 2         | 2         | 1         |           | 3         |      |      |        |           |         |          |          | 8          |
| \$ 1,000,000 - and over | 1         |           | 2         | 2         | 4         |      |      |        |           |         |          |          | 9          |
| <b>Total</b>            | <b>27</b> | <b>43</b> | <b>35</b> | <b>39</b> | <b>46</b> |      |      |        |           |         |          |          | <b>190</b> |

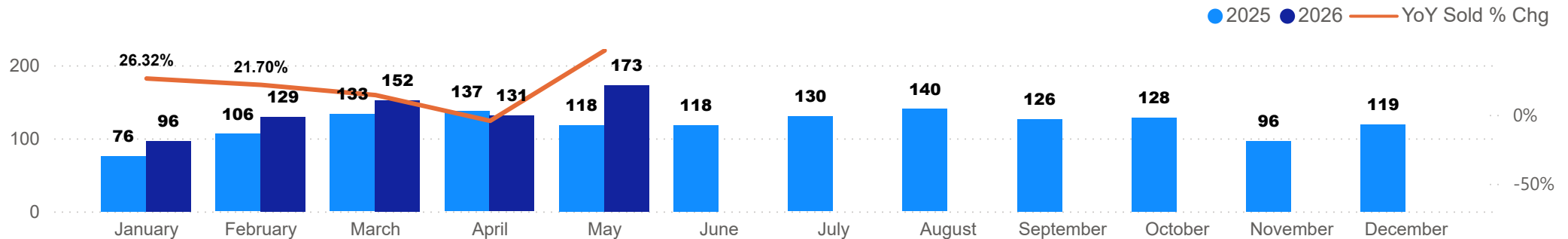




## New Smyrna Beach Board Of REALTORS® Inc Monthly Sales Trend Indicator 2026

### Sales by Price Range - Overall

| Price Range             | January   | February   | March      | April      | May        | June | July | August | September | October | November | December | Total      |
|-------------------------|-----------|------------|------------|------------|------------|------|------|--------|-----------|---------|----------|----------|------------|
| \$ 1 - 49,999           |           |            |            |            | 1          |      |      |        |           |         |          |          | 1          |
| \$ 50,000 - 59,999      |           |            | 1          |            |            |      |      |        |           |         |          |          | 1          |
| \$ 60,000 - 69,999      |           |            |            |            | 1          |      |      |        |           |         |          |          | 1          |
| \$ 70,000 - 79,999      | 1         |            |            |            | 1          |      |      |        |           |         |          |          | 2          |
| \$ 80,000 - 89,999      |           |            |            |            | 2          |      |      |        |           |         |          |          | 2          |
| \$ 90,000 - 99,999      |           |            |            |            |            |      |      |        |           |         |          |          |            |
| \$ 100,000 - 119,999    | 1         | 1          | 1          |            | 1          |      |      |        |           |         |          |          | 4          |
| \$ 120,000 - 139,999    | 3         | 1          | 1          | 1          | 2          |      |      |        |           |         |          |          | 8          |
| \$ 140,000 - 159,999    | 2         | 1          | 3          |            | 2          |      |      |        |           |         |          |          | 8          |
| \$ 160,000 - 179,999    | 3         | 2          |            |            | 4          |      |      |        |           |         |          |          | 9          |
| \$ 180,000 - 199,999    | 6         | 9          | 3          | 1          | 3          |      |      |        |           |         |          |          | 22         |
| \$ 200,000 - 249,999    | 9         | 11         | 8          | 11         | 14         |      |      |        |           |         |          |          | 53         |
| \$ 250,000 - 299,999    | 8         | 14         | 10         | 15         | 18         |      |      |        |           |         |          |          | 65         |
| \$ 300,000 - 349,999    | 12        | 17         | 26         | 15         | 27         |      |      |        |           |         |          |          | 97         |
| \$ 350,000 - 399,999    | 12        | 15         | 15         | 21         | 21         |      |      |        |           |         |          |          | 84         |
| \$ 400,000 - 499,999    | 14        | 22         | 29         | 23         | 26         |      |      |        |           |         |          |          | 114        |
| \$ 500,000 - 599,999    | 6         | 7          | 15         | 15         | 9          |      |      |        |           |         |          |          | 52         |
| \$ 600,000 - 699,999    | 5         | 5          | 11         | 7          | 10         |      |      |        |           |         |          |          | 38         |
| \$ 700,000 - 799,999    |           | 4          | 7          | 9          | 11         |      |      |        |           |         |          |          | 31         |
| \$ 800,000 - 899,999    |           | 3          | 6          | 4          | 3          |      |      |        |           |         |          |          | 16         |
| \$ 900,000 - 999,999    | 5         | 2          | 6          | 2          | 6          |      |      |        |           |         |          |          | 21         |
| \$ 1,000,000 - and over | 9         | 15         | 10         | 7          | 11         |      |      |        |           |         |          |          | 52         |
| <b>Total</b>            | <b>96</b> | <b>129</b> | <b>152</b> | <b>131</b> | <b>173</b> |      |      |        |           |         |          |          | <b>681</b> |





## New Smyrna Beach Board Of REALTORS® Inc Monthly Sales Trend Indicator 2026

### Sales by Bedroom Count

| Bedrooms     | January   | February   | March      | April      | May        | June | July | August | September | October | November | December | Total      |
|--------------|-----------|------------|------------|------------|------------|------|------|--------|-----------|---------|----------|----------|------------|
| 1            | 5         | 5          | 3          | 1          | 7          |      |      |        |           |         |          |          | 21         |
| 2            | 25        | 48         | 31         | 39         | 59         |      |      |        |           |         |          |          | 202        |
| 3            | 52        | 45         | 75         | 67         | 80         |      |      |        |           |         |          |          | 319        |
| 4            | 9         | 24         | 34         | 22         | 20         |      |      |        |           |         |          |          | 109        |
| 5            | 4         | 5          | 8          | 2          | 4          |      |      |        |           |         |          |          | 23         |
| 6+           | 1         | 2          | 1          |            | 3          |      |      |        |           |         |          |          | 7          |
| <b>Total</b> | <b>96</b> | <b>129</b> | <b>152</b> | <b>131</b> | <b>173</b> |      |      |        |           |         |          |          | <b>681</b> |

### Sales by Bathroom Count

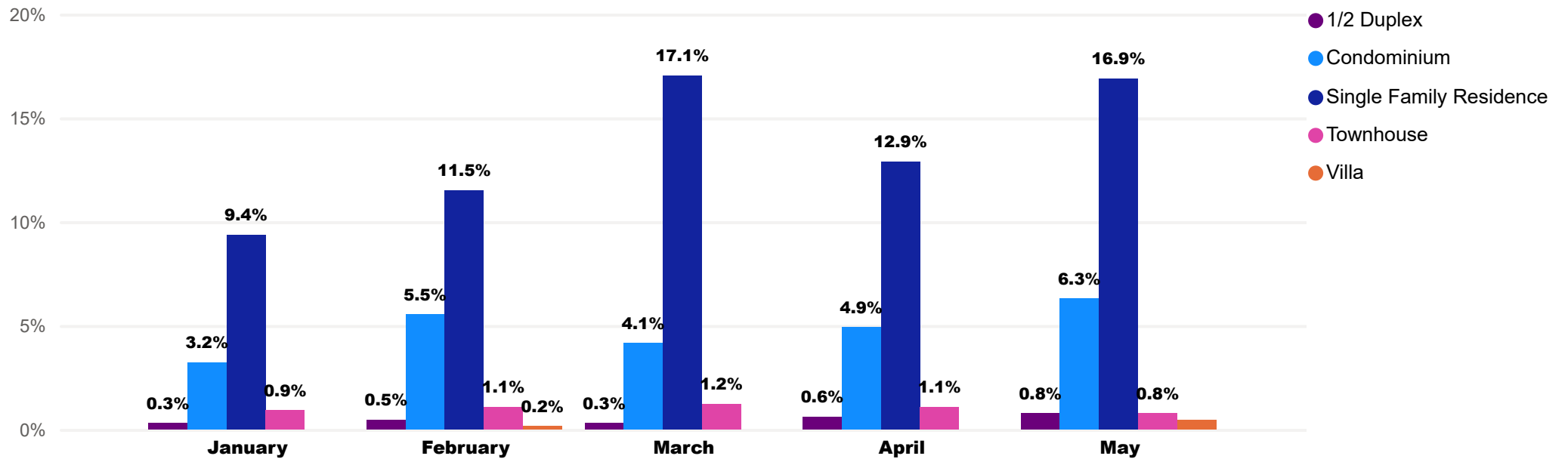
| Bathrooms    | January   | February   | March      | April      | May        | June | July | August | September | October | November | December | Total      |
|--------------|-----------|------------|------------|------------|------------|------|------|--------|-----------|---------|----------|----------|------------|
| 1            | 6         | 15         | 8          | 5          | 13         |      |      |        |           |         |          |          | 47         |
| 2            | 59        | 77         | 92         | 88         | 125        |      |      |        |           |         |          |          | 441        |
| 3            | 24        | 21         | 36         | 30         | 24         |      |      |        |           |         |          |          | 135        |
| 4            | 4         | 9          | 13         | 6          | 8          |      |      |        |           |         |          |          | 40         |
| 5            | 3         | 5          | 1          | 2          | 2          |      |      |        |           |         |          |          | 13         |
| 6+           |           | 2          | 2          |            | 1          |      |      |        |           |         |          |          | 5          |
| <b>Total</b> | <b>96</b> | <b>129</b> | <b>152</b> | <b>131</b> | <b>173</b> |      |      |        |           |         |          |          | <b>681</b> |

## New Smyrna Beach Board Of REALTORS® Inc Monthly Sales Trend Indicator 2026

### Sales by Housing Style

| Property Type           | January   | February   | March      | April      | May        | June | July | August | September | October | November | December | Total      |
|-------------------------|-----------|------------|------------|------------|------------|------|------|--------|-----------|---------|----------|----------|------------|
| 1/2 Duplex              | 2         | 3          | 2          | 4          | 5          |      |      |        |           |         |          |          | 16         |
| Condominium             | 21        | 36         | 27         | 32         | 41         |      |      |        |           |         |          |          | 157        |
| Single Family Residence | 61        | 75         | 111        | 84         | 110        |      |      |        |           |         |          |          | 441        |
| Townhouse               | 6         | 7          | 8          | 7          | 5          |      |      |        |           |         |          |          | 33         |
| Villa                   |           | 1          |            |            | 3          |      |      |        |           |         |          |          | 4          |
| <b>Total</b>            | <b>90</b> | <b>122</b> | <b>148</b> | <b>127</b> | <b>164</b> |      |      |        |           |         |          |          | <b>651</b> |

**YTD % of Sales by Property Type**





## New Smyrna Beach Board Of REALTORS® Inc

### Multiple Listing One Month Sales and Inventory Report - May - 2026

| Price Range             | Sold Units | Market Share | Average List Price | Average Sale Price | % List to Sell | Avg DOM   | Inventory  |
|-------------------------|------------|--------------|--------------------|--------------------|----------------|-----------|------------|
| \$ 1 - 49,999           | 1          | 1%           | 69,900             | 44,000             | 63%            | 10        |            |
| \$ 50,000 - 59,999      |            |              |                    |                    |                |           |            |
| \$ 60,000 - 69,999      |            |              |                    |                    |                |           |            |
| \$ 70,000 - 79,999      | 1          | 1%           | 79,900             | 75,000             | 94%            | 222       |            |
| \$ 80,000 - 89,999      |            |              |                    |                    |                |           |            |
| \$ 90,000 - 99,999      |            |              |                    |                    |                |           | 1          |
| \$ 100,000 - 119,999    |            |              |                    |                    |                |           | 3          |
| \$ 120,000 - 139,999    | 1          | 1%           | 150,000            | 130,000            | 87%            | 14        | 4          |
| \$ 140,000 - 159,999    |            |              |                    |                    |                |           | 1          |
| \$ 160,000 - 179,999    | 2          | 1%           | 190,000            | 167,750            | 88%            | 166       | 5          |
| \$ 180,000 - 199,999    | 3          | 2%           | 196,667            | 186,000            | 95%            | 66        | 20         |
| \$ 200,000 - 249,999    | 14         | 9%           | 239,736            | 226,393            | 94%            | 85        | 49         |
| \$ 250,000 - 299,999    | 18         | 11%          | 290,461            | 275,833            | 95%            | 45        | 67         |
| \$ 300,000 - 349,999    | 27         | 16%          | 330,824            | 320,296            | 97%            | 85        | 96         |
| \$ 350,000 - 399,999    | 21         | 13%          | 388,585            | 374,021            | 96%            | 100       | 86         |
| \$ 400,000 - 499,999    | 26         | 16%          | 471,196            | 449,146            | 95%            | 80        | 118        |
| \$ 500,000 - 599,999    | 9          | 5%           | 547,867            | 519,778            | 95%            | 182       | 80         |
| \$ 600,000 - 699,999    | 10         | 6%           | 673,860            | 636,700            | 94%            | 125       | 54         |
| \$ 700,000 - 799,999    | 11         | 7%           | 766,345            | 741,455            | 97%            | 99        | 48         |
| \$ 800,000 - 899,999    | 3          | 2%           | 895,967            | 871,667            | 97%            | 73        | 17         |
| \$ 900,000 - 999,999    | 6          | 4%           | 1,002,150          | 927,500            | 93%            | 49        | 22         |
| \$ 1,000,000 - and over | 11         | 7%           | 1,641,182          | 1,512,573          | 92%            | 181       | 110        |
| <b>Total</b>            | <b>164</b> | <b>100%</b>  | <b>524,701</b>     | <b>496,808</b>     | <b>95%</b>     | <b>96</b> | <b>781</b> |

**This data represents all residential sales. Reported sales are dependent upon timeliness of sales and totality of information Reported by participants. The data reflects only The sales published through Stellar MLS and does not include all sales in The Reported areas. Neither The Association/Board nor Stellar MLS is in any way responsible for its accuracy.**



## New Smyrna Beach Board Of REALTORS® Inc Multiple Listing Year to Date Sales and Inventory Report - 2026

| Price Range             | Sold Units | Market Share   | Average List Price | Average Sale Price | % List to Sell | Avg DOM    | Inventory  |
|-------------------------|------------|----------------|--------------------|--------------------|----------------|------------|------------|
| \$ 1 - 49,999           | 1          | 0.15%          | 69,900             | 44,000             | 63%            | 10         |            |
| \$ 50,000 - 59,999      | 1          | 0.15%          | 99,000             | 55,000             | 56%            | 45         |            |
| \$ 60,000 - 69,999      | 1          | 0.15%          | 65,000             | 62,500             | 96%            | 90         |            |
| \$ 70,000 - 79,999      | 2          | 0.29%          | 89,700             | 72,500             | 81%            | 202        |            |
| \$ 80,000 - 89,999      | 2          | 0.29%          | 99,500             | 85,000             | 85%            | 147        |            |
| \$ 90,000 - 99,999      |            |                |                    |                    |                |            | 1          |
| \$ 100,000 - 119,999    | 4          | 0.59%          | 123,725            | 108,000            | 87%            | 95         | 3          |
| \$ 120,000 - 139,999    | 8          | 1.17%          | 138,475            | 126,250            | 91%            | 54         | 4          |
| \$ 140,000 - 159,999    | 8          | 1.17%          | 164,063            | 148,625            | 91%            | 33         | 1          |
| \$ 160,000 - 179,999    | 9          | 1.32%          | 185,967            | 168,286            | 90%            | 97         | 5          |
| \$ 180,000 - 199,999    | 22         | 3.23%          | 198,447            | 188,733            | 95%            | 80         | 20         |
| \$ 200,000 - 249,999    | 53         | 7.78%          | 238,871            | 224,019            | 94%            | 105        | 49         |
| \$ 250,000 - 299,999    | 65         | 9.54%          | 287,949            | 273,281            | 95%            | 101        | 67         |
| \$ 300,000 - 349,999    | 97         | 14.24%         | 334,712            | 322,477            | 96%            | 80         | 96         |
| \$ 350,000 - 399,999    | 84         | 12.33%         | 383,934            | 371,440            | 97%            | 91         | 86         |
| \$ 400,000 - 499,999    | 114        | 16.74%         | 463,917            | 443,683            | 96%            | 115        | 118        |
| \$ 500,000 - 599,999    | 52         | 7.64%          | 563,081            | 539,517            | 96%            | 121        | 80         |
| \$ 600,000 - 699,999    | 38         | 5.58%          | 679,447            | 645,000            | 95%            | 83         | 54         |
| \$ 700,000 - 799,999    | 31         | 4.55%          | 765,848            | 743,674            | 97%            | 104        | 48         |
| \$ 800,000 - 899,999    | 16         | 2.35%          | 888,188            | 847,250            | 95%            | 77         | 17         |
| \$ 900,000 - 999,999    | 21         | 3.08%          | 993,600            | 940,238            | 95%            | 112        | 22         |
| \$ 1,000,000 - and over | 52         | 7.64%          | 2,095,062          | 1,934,815          | 92%            | 132        | 110        |
| <b>Total</b>            | <b>681</b> | <b>100.00%</b> | <b>560,071</b>     | <b>530,105</b>     | <b>95%</b>     | <b>100</b> | <b>781</b> |

**This data represents all residential sales. Reported sales are dependent upon timeliness of sales and totality of information Reported by participants. The data reflects only The sales published through Stellar MLS and does not include all sales in The Reported areas. Neither The Association/Board nor Stellar MLS is in any way responsible for its accuracy.**



## New Smyrna Beach Board Of REALTORS® Inc

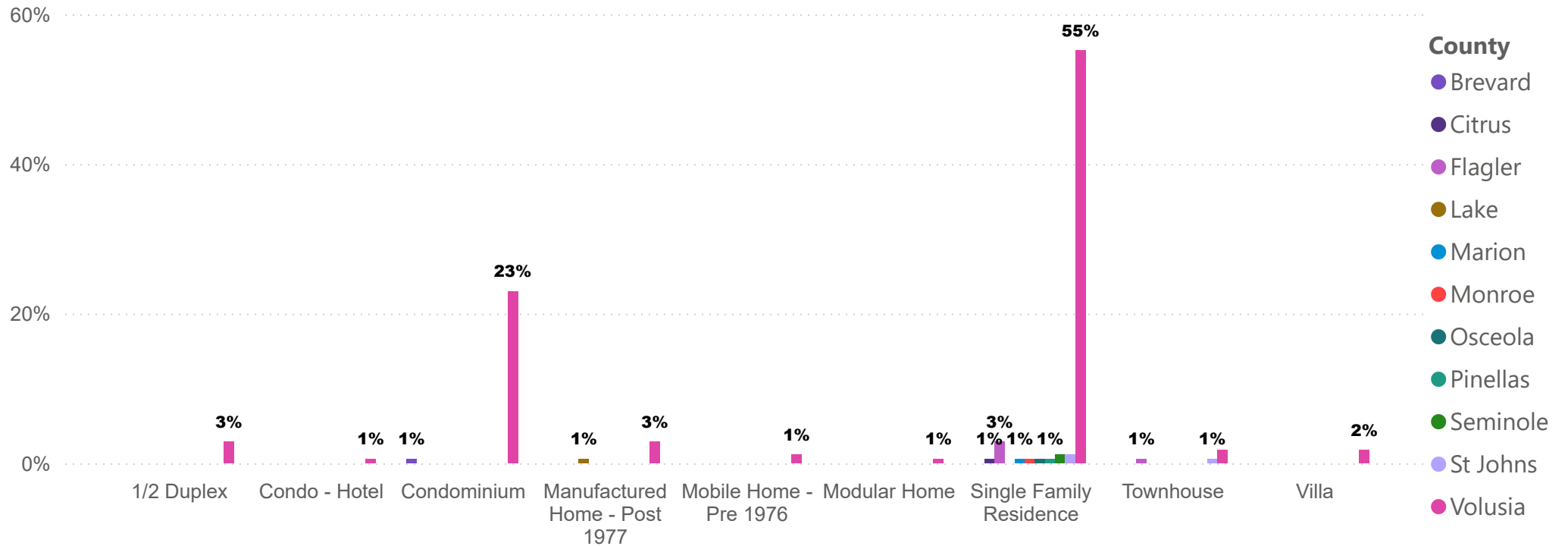
**Four Year Sales and Inventory History 2022 - 2026. Compiled from Monthly Sales and Inventory Reports**

| Month      | Monthly Sales | Average List Price | Average Sales Price | % List to Sell | AVG DOM | Inventory | Months Inventory |
|------------|---------------|--------------------|---------------------|----------------|---------|-----------|------------------|
| 06/30/2022 | 108           | 504,832            | 492,978             | 98%            | 25      | 321       | 2.97             |
| 07/31/2022 | 114           | 465,301            | 450,605             | 97%            | 19      | 305       | 2.68             |
| 08/31/2022 | 94            | 490,240            | 471,319             | 96%            | 23      | 317       | 3.37             |
| 09/30/2022 | 85            | 521,027            | 501,929             | 96%            | 24      | 292       | 3.44             |
| 10/31/2022 | 81            | 521,778            | 501,757             | 96%            | 27      | 277       | 3.42             |
| 11/30/2022 | 51            | 426,162            | 416,454             | 98%            | 35      | 281       | 5.51             |
| 12/31/2022 | 69            | 539,755            | 518,577             | 96%            | 41      | 258       | 3.74             |
| 01/31/2023 | 45            | 480,005            | 462,957             | 96%            | 35      | 313       | 6.96             |
| 02/28/2023 | 70            | 453,568            | 438,753             | 97%            | 35      | 342       | 4.89             |
| 03/31/2023 | 127           | 518,168            | 496,234             | 96%            | 51      | 323       | 2.54             |
| 04/30/2023 | 94            | 674,454            | 658,196             | 98%            | 42      | 310       | 3.30             |
| 05/31/2023 | 96            | 466,600            | 456,231             | 98%            | 43      | 361       | 3.76             |
| 06/30/2023 | 99            | 460,455            | 450,983             | 98%            | 32      | 368       | 3.72             |
| 07/31/2023 | 95            | 429,572            | 417,063             | 97%            | 32      | 360       | 3.79             |
| 08/31/2023 | 96            | 511,906            | 481,627             | 94%            | 42      | 410       | 4.27             |
| 09/30/2023 | 88            | 493,577            | 480,654             | 97%            | 36      | 435       | 4.94             |
| 10/31/2023 | 69            | 501,100            | 485,304             | 97%            | 29      | 476       | 6.90             |
| 11/30/2023 | 59            | 438,933            | 421,284             | 96%            | 53      | 483       | 8.19             |
| 12/31/2023 | 54            | 496,120            | 473,481             | 95%            | 105     | 466       | 8.63             |
| 01/31/2024 | 45            | 490,889            | 471,664             | 96%            | 110     | 527       | 11.71            |
| 02/29/2024 | 75            | 554,604            | 528,273             | 95%            | 77      | 557       | 7.43             |
| 03/31/2024 | 105           | 563,775            | 535,416             | 95%            | 59      | 605       | 5.76             |
| 04/30/2024 | 129           | 546,484            | 523,530             | 96%            | 63      | 626       | 4.85             |
| 05/31/2024 | 122           | 503,507            | 478,867             | 95%            | 68      | 660       | 5.41             |
| 06/30/2024 | 136           | 563,088            | 537,768             | 96%            | 65      | 673       | 4.95             |
| 07/31/2024 | 114           | 544,372            | 510,353             | 94%            | 76      | 693       | 6.08             |
| 08/31/2024 | 129           | 556,098            | 527,594             | 95%            | 101     | 707       | 5.48             |
| 09/30/2024 | 90            | 503,979            | 483,531             | 96%            | 73      | 697       | 7.74             |
| 10/31/2024 | 82            | 586,646            | 545,955             | 93%            | 97      | 699       | 8.52             |
| 11/30/2024 | 77            | 481,553            | 460,877             | 96%            | 88      | 746       | 9.69             |
| 12/31/2024 | 97            | 538,716            | 516,534             | 96%            | 96      | 772       | 7.96             |
| 01/31/2025 | 74            | 489,628            | 446,026             | 91%            | 83      | 835       | 11.28            |
| 02/28/2025 | 103           | 520,776            | 505,059             | 97%            | 104     | 887       | 8.61             |
| 03/31/2025 | 131           | 568,844            | 539,224             | 95%            | 109     | 902       | 6.89             |
| 04/30/2025 | 132           | 587,332            | 554,359             | 94%            | 83      | 1009      | 7.64             |
| 05/31/2025 | 112           | 530,094            | 505,075             | 95%            | 89      | 1009      | 9.01             |
| 06/30/2025 | 112           | 582,944            | 548,699             | 94%            | 83      | 1002      | 8.95             |
| 07/31/2025 | 127           | 526,795            | 500,841             | 95%            | 96      | 1005      | 7.91             |
| 08/31/2025 | 136           | 482,675            | 458,259             | 95%            | 107     | 935       | 6.88             |
| 09/30/2025 | 122           | 538,904            | 514,345             | 95%            | 127     | 896       | 7.34             |
| 10/31/2025 | 123           | 523,928            | 497,399             | 95%            | 142     | 862       | 7.01             |
| 11/30/2025 | 93            | 501,521            | 476,380             | 95%            | 136     | 841       | 9.04             |
| 12/31/2025 | 111           | 566,177            | 523,826             | 93%            | 119     | 814       | 7.33             |
| 01/31/2026 | 90            | 600,251            | 568,876             | 95%            | 104     | 787       | 8.74             |
| 02/28/2026 | 122           | 629,320            | 589,797             | 94%            | 114     | 781       | 6.40             |
| 03/31/2026 | 148           | 603,934            | 570,722             | 95%            | 110     | 801       | 5.41             |
| 04/30/2026 | 127           | 545,003            | 522,644             | 96%            | 123     | 777       | 6.12             |
| 05/31/2026 | 164           | 524,701            | 496,808             | 95%            | 108     | 781       | 4.76             |

## Top 5 Unit Sales by County and Property Type

*\* Counties with the same % of Sales maybe Included.*

| Property Type                 | Brevard   | Citrus    | Flagler   | Lake      | Marion    | Monroe    | Osceola   |
|-------------------------------|-----------|-----------|-----------|-----------|-----------|-----------|-----------|
| 1/2 Duplex                    |           |           |           |           |           |           |           |
| Condo - Hotel                 |           |           |           |           |           |           |           |
| Condominium                   | 1%        |           |           |           |           |           |           |
| Manufactured Home - Post 1977 |           |           |           | 1%        |           |           |           |
| Mobile Home - Pre 1976        |           |           |           |           |           |           |           |
| Modular Home                  |           |           |           |           |           |           |           |
| Single Family Residence       |           | 1%        | 3%        |           | 1%        | 1%        | 1%        |
| Townhouse                     |           |           | 1%        |           |           |           |           |
| Villa                         |           |           |           |           |           |           |           |
| <b>Total</b>                  | <b>1%</b> | <b>1%</b> | <b>3%</b> | <b>1%</b> | <b>1%</b> | <b>1%</b> | <b>1%</b> |



Board/Association: State Month Year  
 ▲  
 New Smyrna Beach FL May 2026

National Association of Realtors®  
 700 Eleventh Street, NW  
 Washington, DC 20001-4507

Email: [data@realtors.com](mailto:data@realtors.com)  
 Fax: 202-383-7568  
 Questions: 202-383-1276

**Single-Family Units  
 Number of Bedrooms**

| Price Range<br>▲        | 2 or Less | 3         | 4 or More | Total      |
|-------------------------|-----------|-----------|-----------|------------|
| \$ 1 - 49,999           |           | 1         |           | 1          |
| \$ 50,000 - 59,999      |           |           |           |            |
| \$ 60,000 - 69,999      |           |           |           |            |
| \$ 70,000 - 79,999      |           | 1         |           | 1          |
| \$ 80,000 - 89,999      |           |           |           |            |
| \$ 90,000 - 99,999      |           |           |           |            |
| \$ 100,000 - 119,999    |           |           |           |            |
| \$ 120,000 - 139,999    |           |           | 1         | 1          |
| \$ 140,000 - 159,999    |           |           |           |            |
| \$ 160,000 - 179,999    |           |           |           |            |
| \$ 180,000 - 199,999    | 1         | 1         |           | 2          |
| \$ 200,000 - 249,999    | 3         | 5         |           | 8          |
| \$ 250,000 - 299,999    | 5         | 7         | 1         | 13         |
| \$ 300,000 - 349,999    | 2         | 20        | 1         | 23         |
| \$ 350,000 - 399,999    | 4         | 6         | 4         | 14         |
| \$ 400,000 - 499,999    | 2         | 10        | 2         | 14         |
| \$ 500,000 - 599,999    | 1         | 5         |           | 6          |
| \$ 600,000 - 699,999    | 1         | 4         | 4         | 9          |
| \$ 700,000 - 799,999    |           | 3         | 5         | 8          |
| \$ 800,000 - 899,999    |           | 1         | 2         | 3          |
| \$ 900,000 - 999,999    | 1         | 1         | 1         | 3          |
| \$ 1,000,000 - and over |           | 2         | 5         | 7          |
| <b>Total</b>            | <b>20</b> | <b>67</b> | <b>26</b> | <b>113</b> |

**Condominium / Cooperative Units  
 Number of Bedrooms**

| Price Range             | 2 or Less | 3         | 4 or More | Total     |
|-------------------------|-----------|-----------|-----------|-----------|
| \$ 1 - 49,999           |           |           |           |           |
| \$ 50,000 - 59,999      |           |           |           |           |
| \$ 60,000 - 69,999      |           |           |           |           |
| \$ 70,000 - 79,999      |           |           |           |           |
| \$ 80,000 - 89,999      |           |           |           |           |
| \$ 90,000 - 99,999      |           |           |           |           |
| \$ 100,000 - 119,999    |           |           |           |           |
| \$ 120,000 - 139,999    |           |           |           |           |
| \$ 140,000 - 159,999    |           |           |           |           |
| \$ 160,000 - 179,999    | 2         |           |           | 2         |
| \$ 180,000 - 199,999    | 1         |           |           | 1         |
| \$ 200,000 - 249,999    | 2         |           |           | 2         |
| \$ 250,000 - 299,999    | 4         |           |           | 4         |
| \$ 300,000 - 349,999    | 3         | 1         |           | 4         |
| \$ 350,000 - 399,999    | 6         | 1         |           | 7         |
| \$ 400,000 - 499,999    | 10        | 2         |           | 12        |
| \$ 500,000 - 599,999    | 1         | 2         |           | 3         |
| \$ 600,000 - 699,999    | 1         |           |           | 1         |
| \$ 700,000 - 799,999    | 3         |           |           | 3         |
| \$ 800,000 - 899,999    |           |           |           |           |
| \$ 900,000 - 999,999    |           | 1         |           | 1         |
| \$ 1,000,000 - and over | 2         | 3         | 1         | 6         |
| <b>Total</b>            | <b>35</b> | <b>10</b> | <b>1</b>  | <b>46</b> |

**Active Listings  
 (Unsold Homes)**

| Price Range<br>▲        | M-SF       | M-Condo    |
|-------------------------|------------|------------|
| \$ 1 - 49,999           |            |            |
| \$ 50,000 - 59,999      |            |            |
| \$ 60,000 - 69,999      |            |            |
| \$ 70,000 - 79,999      |            |            |
| \$ 80,000 - 89,999      |            |            |
| \$ 90,000 - 99,999      |            | 1          |
| \$ 100,000 - 119,999    | 1          | 2          |
| \$ 120,000 - 139,999    |            | 3          |
| \$ 140,000 - 159,999    |            | 2          |
| \$ 160,000 - 179,999    |            | 5          |
| \$ 180,000 - 199,999    | 2          | 14         |
| \$ 200,000 - 249,999    | 18         | 18         |
| \$ 250,000 - 299,999    | 40         | 19         |
| \$ 300,000 - 349,999    | 50         | 40         |
| \$ 350,000 - 399,999    | 61         | 23         |
| \$ 400,000 - 499,999    | 63         | 54         |
| \$ 500,000 - 599,999    | 38         | 42         |
| \$ 600,000 - 699,999    | 27         | 29         |
| \$ 700,000 - 799,999    | 26         | 18         |
| \$ 800,000 - 899,999    | 10         | 7          |
| \$ 900,000 - 999,999    | 15         | 6          |
| \$ 1,000,000 - and over | 93         | 12         |
| <b>Total</b>            | <b>444</b> | <b>295</b> |

**Sales Pending  
 (Under Contract)**

| Price Range<br>▲        | M-SF       | M-Condo   |
|-------------------------|------------|-----------|
| \$ 1 - 49,999           |            |           |
| \$ 50,000 - 59,999      |            |           |
| \$ 60,000 - 69,999      |            |           |
| \$ 70,000 - 79,999      |            |           |
| \$ 80,000 - 89,999      |            |           |
| \$ 90,000 - 99,999      |            |           |
| \$ 100,000 - 119,999    |            |           |
| \$ 120,000 - 139,999    |            |           |
| \$ 140,000 - 159,999    |            |           |
| \$ 160,000 - 179,999    | 1          |           |
| \$ 180,000 - 199,999    | 3          |           |
| \$ 200,000 - 249,999    | 9          | 4         |
| \$ 250,000 - 299,999    | 19         | 3         |
| \$ 300,000 - 349,999    | 19         | 7         |
| \$ 350,000 - 399,999    | 24         | 5         |
| \$ 400,000 - 499,999    | 24         | 10        |
| \$ 500,000 - 599,999    | 8          | 4         |
| \$ 600,000 - 699,999    | 11         | 6         |
| \$ 700,000 - 799,999    | 12         | 1         |
| \$ 800,000 - 899,999    | 4          | 1         |
| \$ 900,000 - 999,999    | 6          |           |
| \$ 1,000,000 - and over | 16         | 5         |
| <b>Total</b>            | <b>156</b> | <b>46</b> |

| Time On Market Sort | M-SF       | M-Condo   |
|---------------------|------------|-----------|
| 0 - 30              | 49         | 13        |
| 31-60               | 14         | 9         |
| 61-90               | 12         | 8         |
| 91-120              | 9          | 3         |
| 121-over            | 29         | 13        |
| <b>Total</b>        | <b>113</b> | <b>46</b> |

