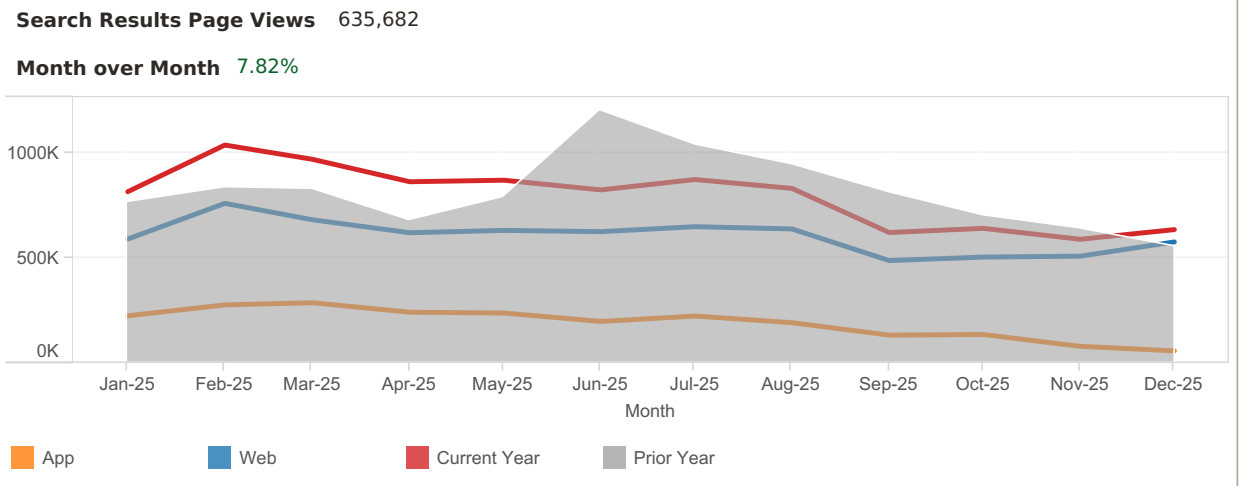


# MONTHLY TRAFFIC REPORT

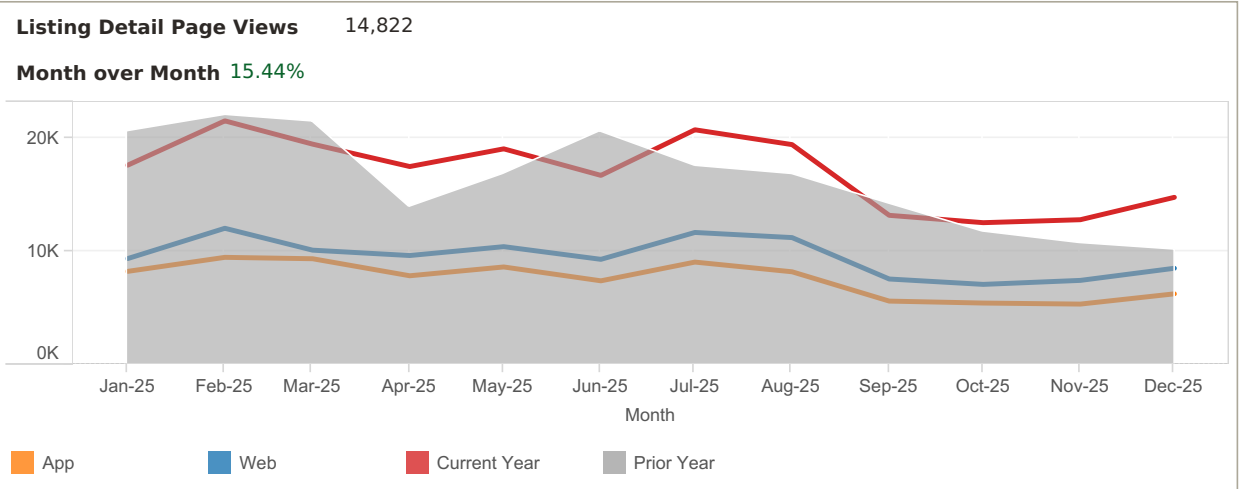
## FOR Bartow

LISTING PERFORMANCE

|                                |     |
|--------------------------------|-----|
| Median Active Listings         | 109 |
| Average Page Views per Listing | 136 |



App: YTD traffic from Native Apps that are downloaded (iOS and Android)  
Web: YTD traffic from all browsers (desktop, tablet and phone)



App: YTD traffic from Native Apps that are downloaded (iOS and Android)  
Web: YTD traffic from all browsers (desktop, tablet and phone)

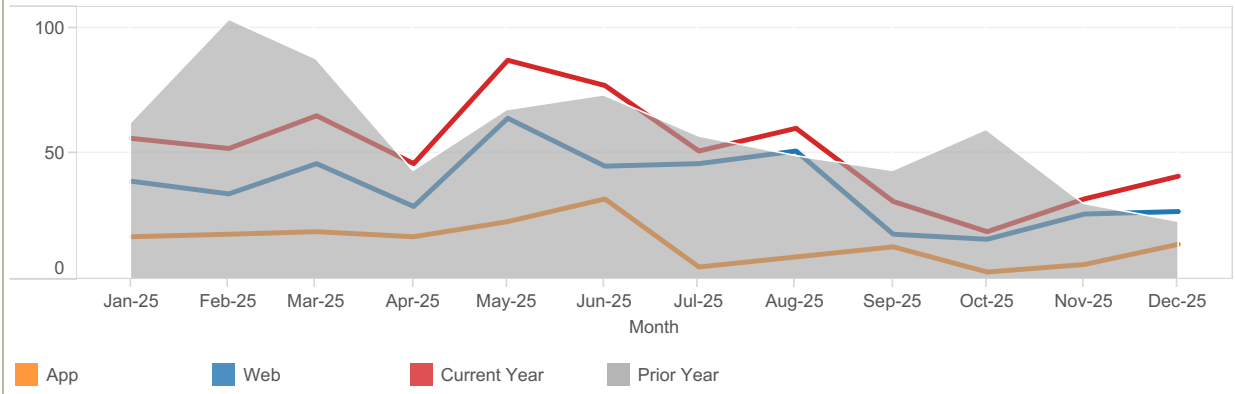
*If you have any questions, please contact your Industry Relations representative or email:*  
[industryrelations@move.com](mailto:industryrelations@move.com)

# MONTHLY TRAFFIC REPORT

## FOR Bartow

**Total Listing Leads** 41

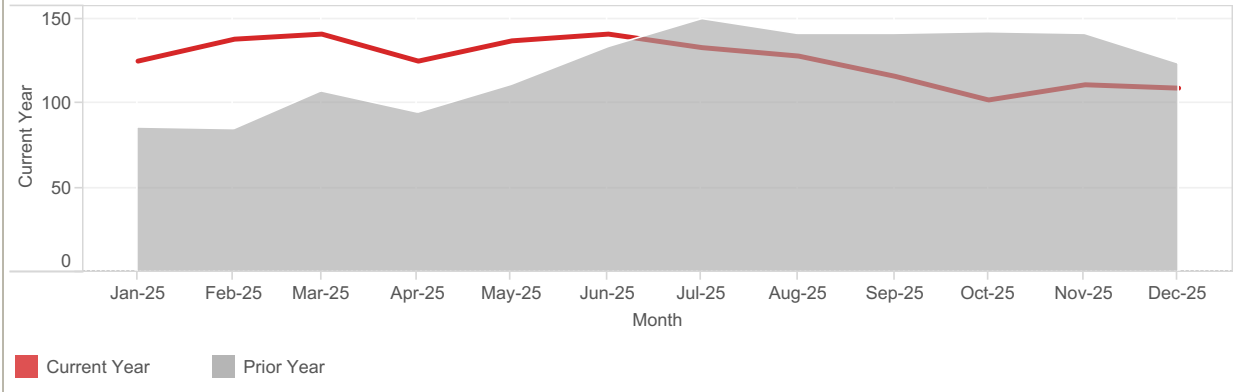
**Month over Month** 28.13%



App: YTD traffic from Native Apps that are downloaded (iOS and Android)  
 Web: YTD traffic from all browsers (desktop, tablet and phone)

**Median Active Listings** 109

**Month over Month** -1.80%



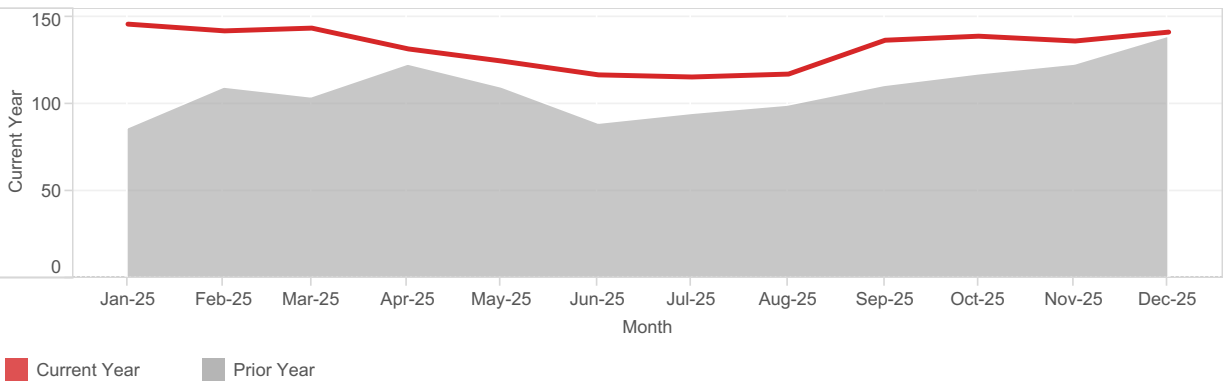
*If you have any questions, please contact your Industry Relations representative or email:*  
[industryrelations@move.com](mailto:industryrelations@move.com)

# MONTHLY TRAFFIC REPORT

## FOR Bartow

**Median Days of Active Listings on realtor.com** 142

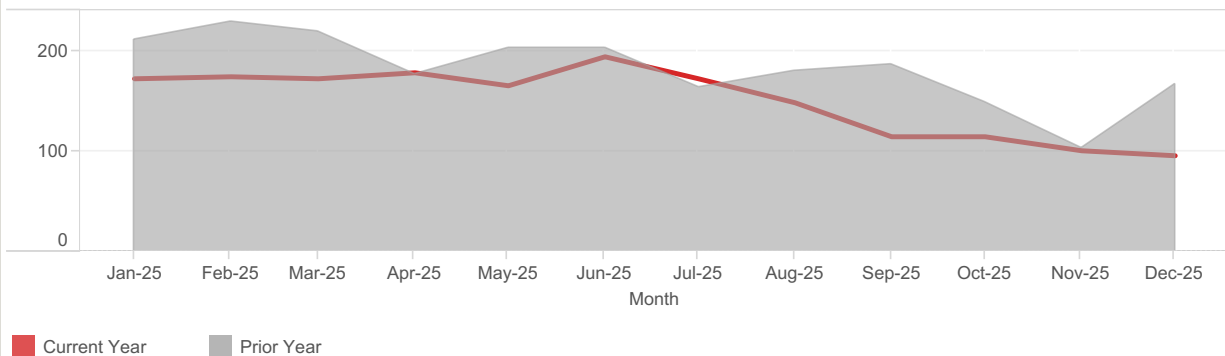
**Month over Month** 11.47%



Median Days of Active Listings is for all US Residential (Single Family Homes, Townhomes, Condos) excluding land and for rent.

**Total Profile Views** 96

**Month over Month** -5%

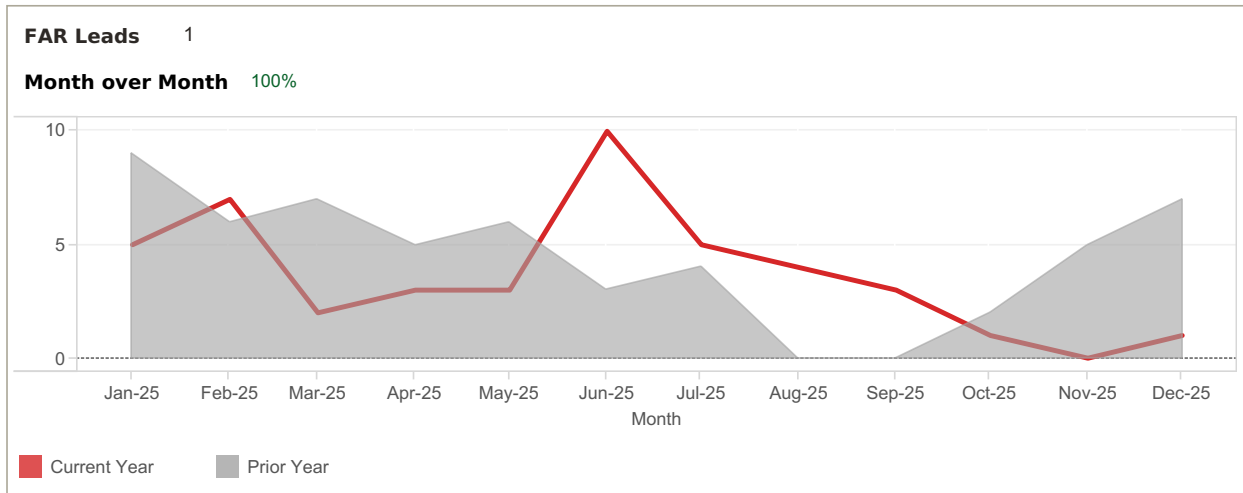


*If you have any questions, please contact your Industry Relations representative or email:*  
[industryrelations@move.com](mailto:industryrelations@move.com)

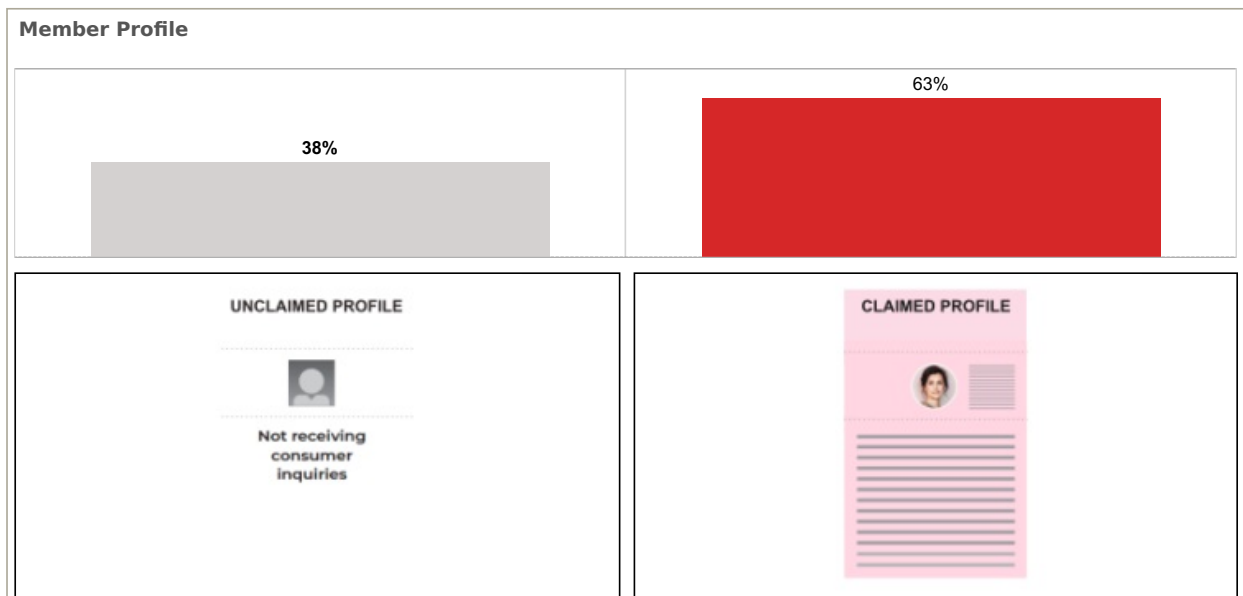
December 2025

# MONTHLY TRAFFIC REPORT

## FOR Bartow



Total Profile Inquiries from Find a Realtor® claimed profiles.



To schedule a complimentary training webinar on profiles for your members, email [industryrelations@move.com](mailto:industryrelations@move.com)

*If you have any questions, please contact your Industry Relations representative or email:*  
**[industryrelations@move.com](mailto:industryrelations@move.com)**

# MONTHLY TRAFFIC REPORT

## FOR Bartow

### MLS Cross Market Demand Report

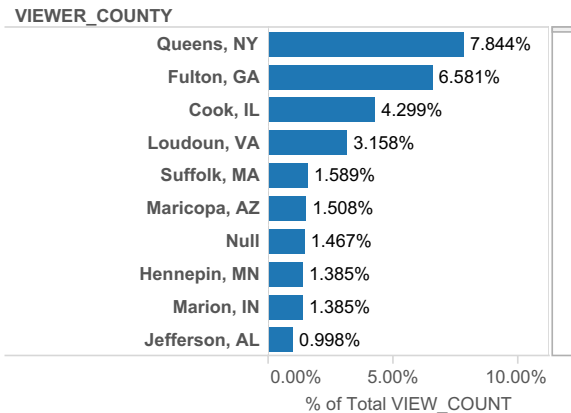
Interested to know where your buyers are coming from? Check out Realtor.com's MLS Demand Report, created by our economics team, so you can better understand where consumer demand originates for your active MLS listings across realtor.com.

Realtor.com's MLS Demand Report will answer the following questions:

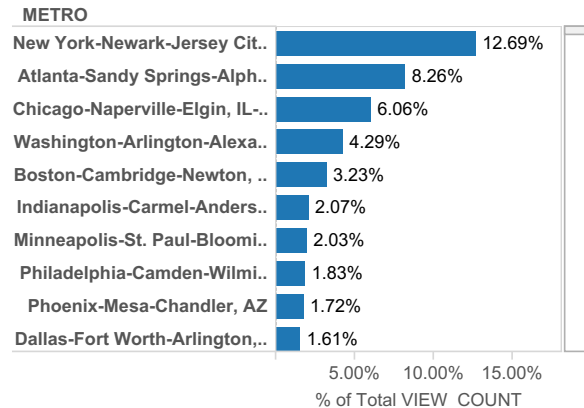
- What are the top Metro's within my state driving the greatest consumer demand for my listings on realtor.com?
- What are the top Metro's from other states?
- Which Counties, both in-state and out-of-state, are driving the greatest demand?

Check out your MLS Demand Report below to truly understand where your buyers are coming from!

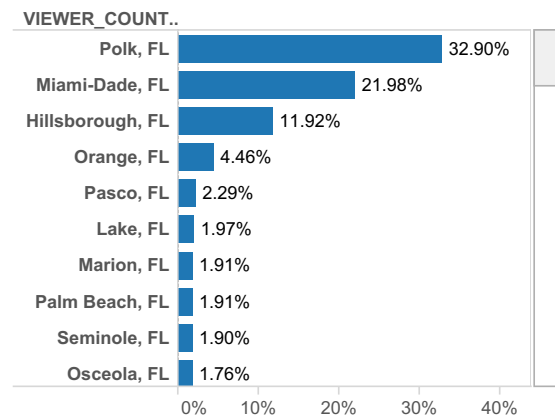
#### Top Viewing Counties from other States



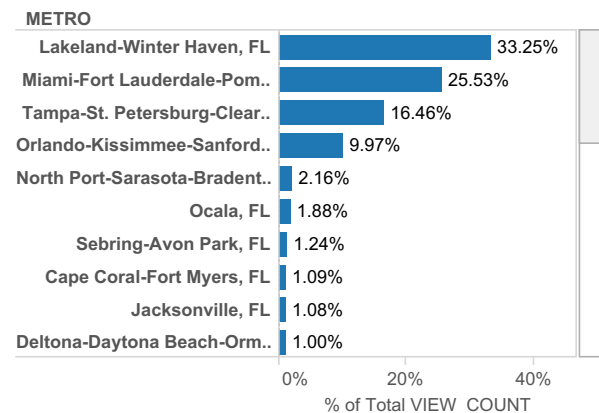
#### Top Viewing Metros from other States



#### Top Viewing Counties within State



#### Top Viewing Metros within State



If you have any questions, please contact your Industry Relations representative or email:

[industryrelations@move.com](mailto:industryrelations@move.com)