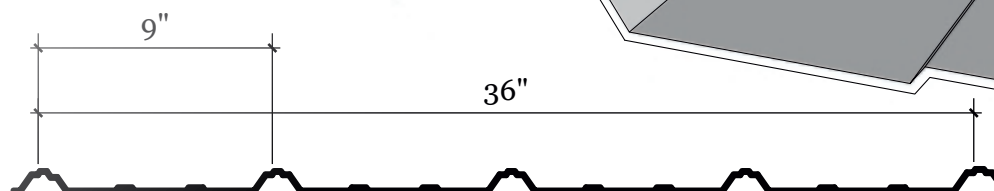




**FIRST CHOICE**  
METALS

WWW.FIRSTCHOICEMETALS.COM

# AG-Panels | R-Panels | Trim




<p>AG</p> <p>2" Inside Single Angle</p>	<p>AG</p> <p>2" Single Angle</p>	<p>AG</p> <p>3" Single Angle</p>	<p>AG</p> <p>Barn Rake</p>
<p>AG</p> <p>Base Trim</p>	<p>AG</p> <p>Hip Ridge</p>	<p>AG</p> <p>Corner - Inside</p>	<p>AG</p> <p>Corner - Mini</p>

<div>AG</div> <div>Fascia Trim</div> <div></div>	<div>AG</div> <div>"J" Channel</div> <div></div>	<div>AG</div> <div>Overhead Door Trim</div> <div></div>	<div>AG</div> <div>Rain Guard</div> <div></div>
<div>AG</div> <div>Rat Guard</div> <div></div>	<div>AG</div> <div>Residential Eave</div> <div></div>	<div>AG</div> <div>Residential Rake AG-Panel</div> <div></div>	<div>AG</div> <div>Residential Side Wall</div> <div></div>
<div>AG</div> <div>Standard Ridge Cap</div> <div></div>		<div>AG</div> <div>Track Cover</div> <div></div>	
<div>AG</div> <div>T-Lock Drip Edge</div> <div></div>	<div>AG</div> <div>Transition Trim</div> <div></div>	<div>AG</div> <div>Wainscot</div> <div></div>	

# PBR-Panels

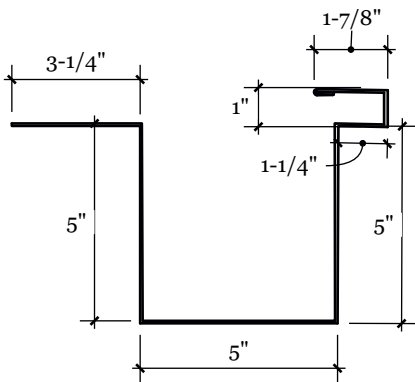


**FIRST CHOICE**  
METALS  
WWW.FIRSTCHOICEMETALS.COM



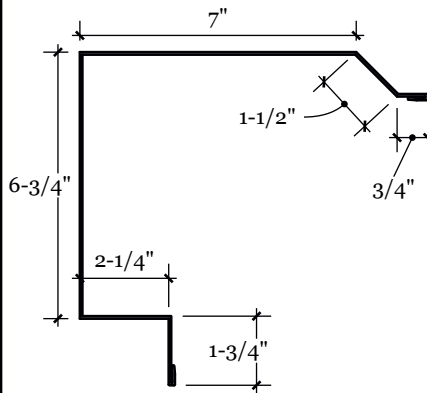
**PBR**

Box Gutter



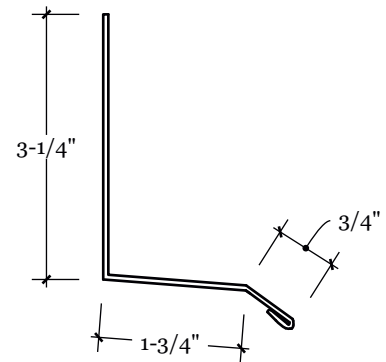
**PBR**

Box Rake



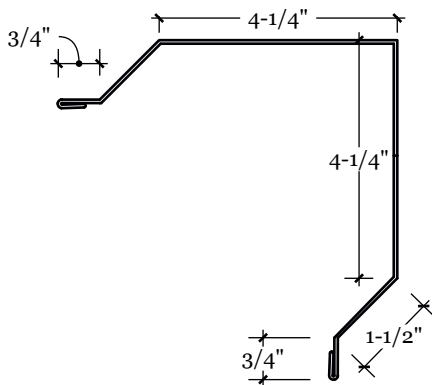
**PBR**

Commercial Base Trim



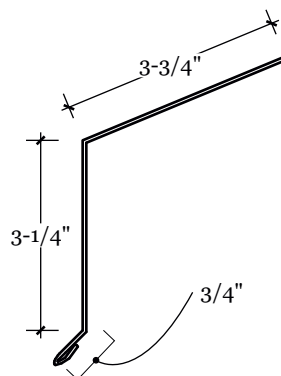
**PBR**

Commercial Corner



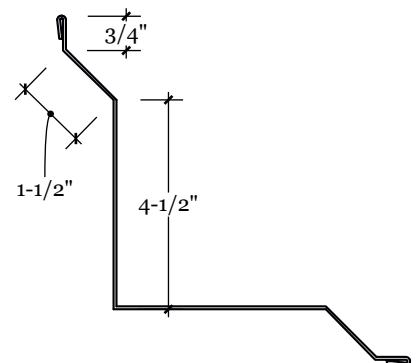
**PBR**

Commercial Eave



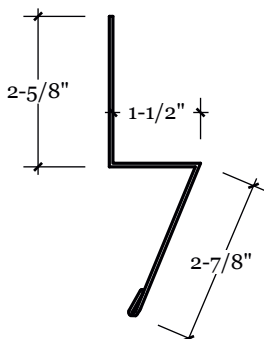
**PBR**

Commercial Inside Corner



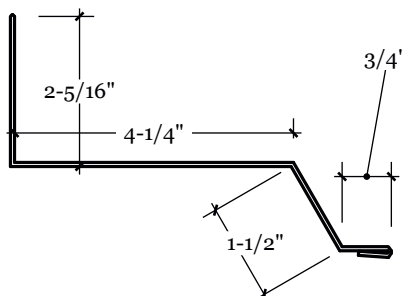
**PBR**

Commercial Rat Guard



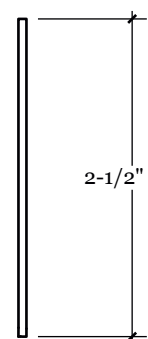
**PBR**

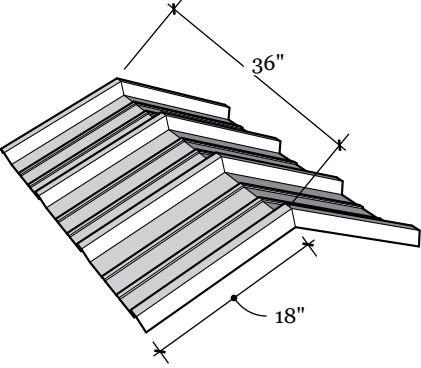
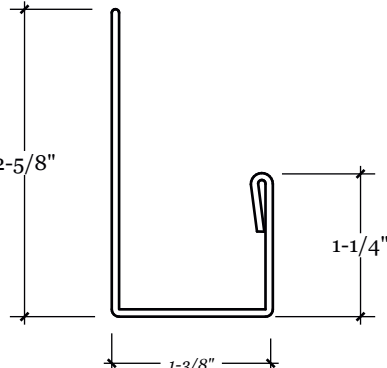
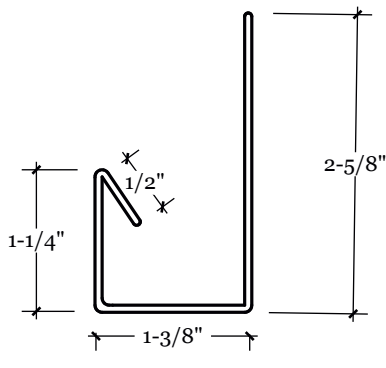
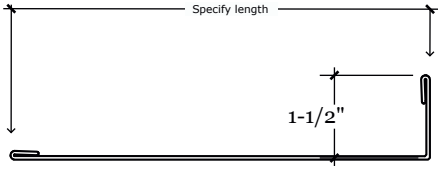
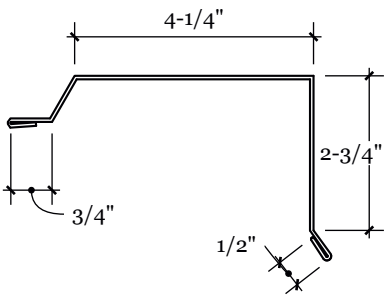
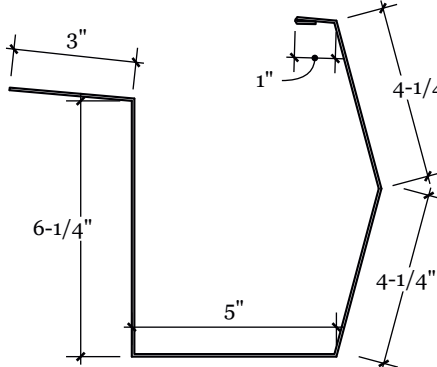
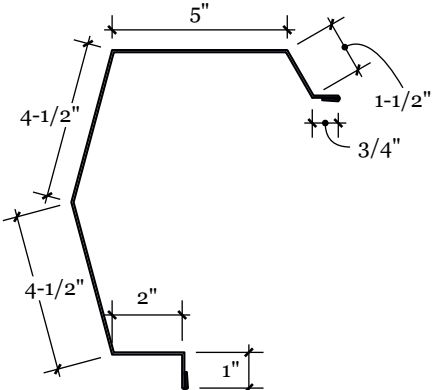
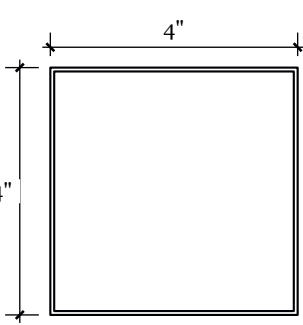
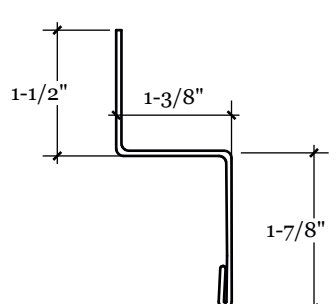
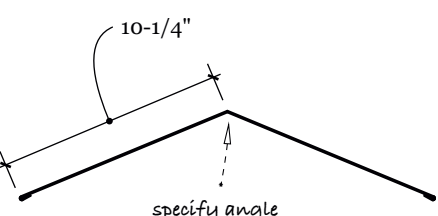
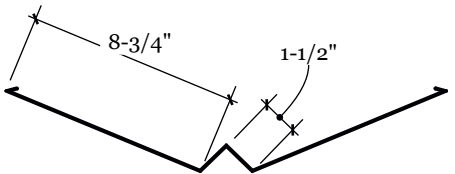
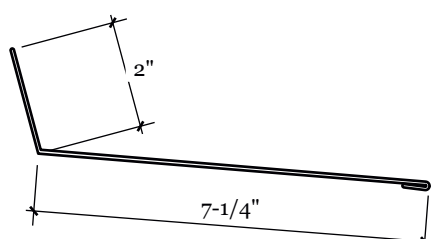
Commercial Side Wall



**PBR**

Down Spout Strap



<p><b>PBR</b></p> <p>Formed Ridge Cap</p>  <p>36"</p> <p>18"</p>	<p><b>PBR</b></p> <p>Head Trim</p>  <p>2-5/8"</p> <p>1-3/8"</p> <p>1-1/4"</p>	<p><b>PBR</b></p> <p>Jamb Trim</p>  <p>2-5/8"</p> <p>1-3/8"</p> <p>1-1/4"</p>
<p><b>PBR</b></p> <p>Post Trim</p>  <p>Specify length</p> <p>1-1/2"</p>	<p><b>PBR</b></p> <p>Residential Rake</p>  <p>4-1/4"</p> <p>2-3/4"</p> <p>3/4"</p> <p>1/2"</p>	<p><b>PBR</b></p> <p>Sculptured Gutter</p>  <p>3"</p> <p>6-1/4"</p> <p>5"</p> <p>4-1/4"</p> <p>4-1/4"</p> <p>1"</p>
<p><b>PBR</b></p> <p>Sculptured Rake</p>  <p>5"</p> <p>4-1/2"</p> <p>1-1/2"</p> <p>3/4"</p> <p>4-1/2"</p> <p>2"</p> <p>1"</p>	<p><b>PBR</b></p> <p>Standard Down Spout</p>  <p>4"</p> <p>4"</p>	<p><b>PBR</b></p> <p>Wainscot</p>  <p>1-1/2"</p> <p>1-3/8"</p> <p>1-7/8"</p>
<p><b>PBR</b></p> <p>Commercial Ridge</p>  <p>10-1/4"</p> <p>specify angle</p>	<p><b>AG</b> <b>PBR</b></p> <p>"W" Valley</p>  <p>8-3/4"</p> <p>1-1/2"</p>	<p><b>AG</b> <b>PBR</b></p> <p>End Wall</p>  <p>2"</p> <p>7-1/4"</p>