



Architectural Design Brief



A **design brief** is a crucial start for any new home, when you are at the very beginning of your journey. It provides a launchpad for starting the design of your project. It is important that you are setup for a successful design journey from the very beginning.

Build Buddy has **provided this template as a guide** for the owner to use to help communicate their vision to their selected building designer.

What is an Architectural Design Brief?

A design brief is used by your architect or building designer to gain background information on the home you desire and the site that you will be building on.

It **provides a foundation** for them to be able to gain an idea of the scale and style of your project, while providing clarity, focus and alignment between you and your selected building designer.

What to do next?

For the best experience, we recommend completing this form on a computer or laptop



STEP 1

Complete and save your design brief using this easy template



STEP 2

Upload directly to the **Build Buddy platform**



STEP 3

Click the **"Request Quotes"** button in the Building Designer task



Your Site

YOUR DETAILS

Name

Address

SITE CALCULATIONS

Site Area

(m²)

Site Width

(m)

Site Width Left

(m²)

Site Width Right

(m)

I Don't Know

Ask your **Build Buddy Onboarding Specialist** to look up your address and provide you with a site **Due Diligence Report**. This may provide you with site information or dimensions for your building designer.

Do you have any of the following?

Select all that apply

Site Survey
Including contours

Bore Hole/
Geotechnical
Report

Before You Dig
BYDA.COM.AU

Developer/ Estate
Guidelines
If applicable

Proof of
Ownership/
Land Title

Property Information
Search From Local
Council
Eg. Planning Certificate

If you have any of these reports, make sure to upload them to your **Build Buddy document library** so that your potential designer has access to these reports.

Additional Information

Overview of Home

HOME DESIGN TYPE

Type of Home



Standalone



Granny Flat Only



Duplex



Dual Occupancy

Number of Floors



Single Storey



Double Storey



Triple Storey

Other
Provide number

Would you like to include any of the following?

Basement
*Below ground level,
not included in floor
number*

Detached
Granny Flat

Shed/ Workshop

Additional Information

BUDGET INDICATION

This budget should account for your entire build only, excluding furniture and decorative finishes
Eg. Electric blinds

If you know your budget, please provide below

\$

Not sure of your budget? Select one of the budget ranges below

\$300K - \$400K

\$400K - \$500K

\$500K - \$600K

\$600K - \$800K

\$800K - \$1M

\$1M - \$1.3M

\$1.3M - \$1.6M

\$1.6M - \$2M

\$2M - \$2.5M

\$2.5+

PURPOSE

Tell us about the people who will be living here

Tell us about how they will be using the spaces

Additional Information

LAND CONSTRAINTS

Are you aware of any constraints on your land that we should know about? This could be determined by Local Council or Land Estate Guidelines

Eg.. Easements, neighbour privacy, existing trees, flood zone

Floorplan Layout

BEDROOMS

How many Bedrooms would you like?

Complete table below with as much information as you can

NAME	PURPOSE	DIMENSIONS	ROBES	FEATURES
Eg. Bed 1	Master Suite	5 x 3 m	Walk-in Robe	Built-in Vanity Table
Bed 1				
Bed 2				
Bed 3				
Bed 4				
Bed 5				
Bed 6				

Additional Information

BATHROOMS

How many Bathrooms would you like?

Complete table below with as much information as you can

NAME	PURPOSE	FIXTURES Select all that apply				FEATURES
Eg. Bath 1	Bed 1 Ensuite	<input type="radio"/> Toilet	<input checked="" type="radio"/> Vanity	<input type="radio"/> Shower	<input type="radio"/> Bath	Shower Niche
Bath 1		Toilet	Vanity	Shower	Bath	
Bath 2		Toilet	Vanity	Shower	Bath	
Bath 3		Toilet	Vanity	Shower	Bath	
Bath 4		Toilet	Vanity	Shower	Bath	

Additional Information

GARAGE

How many vehicles does your home need to cater for?

Would you like to add in any of the below features?

Workshop

Storage

'Costco' Door

Waterproofing

Additional Information

DINING AREA

Select one of the below options

Formal

Open Plan

Preferred table shape

Rectangle

Oval

Circle

Square

Other

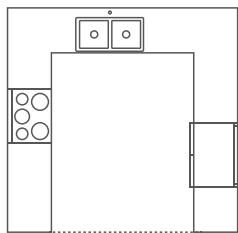
I Don't Know

Number of chairs required

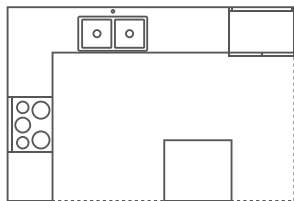
Additional Information

KITCHEN

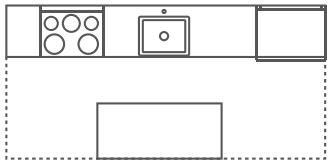
Layout



'U' Shape



'L' Shape



Island

Other

Fridge/ Freezer Style

Ensure you provide enough detail so that the design has enough allowance of space and is in the right location for the style you want

Appliances

Cooktop:	Integrated Top	Free-Standing With Oven	
Cooktop Size:	600mm	900mm	1200mm
Oven: <i>Not applicable for free-standing oven</i>	Under Bench	Integrated Into Wall Joinery	
Rangehood:	Integrated Pull-out Ceiling Rangehood	Canopy Hood style	Bench Top Vent

Dishwasher:



Regular



Drawer

Microwave:	Bench top	Integrated Overhead	Integrated Under Bench
	Integrated Into Wall Joinery		

Sink

1 ½ Bowl

2 Bowl

Other

Would you like to include a drying board attached to sink?

Yes

No

Walk-in or Butler's Pantry

Describe your ideal pantry

Does your Pantry require any of the following

Sink

Dishwasher

Cooktop

Oven

Fridge/ Freezer

Other

Other Kitchen Features

Select any of the following

Cellar

Platewarmer

Steam Oven

Window Splashback

Pot-filler

Pot Drawers

Drinks Bar

Wine Fridge/Cellar

Other

LAUNDRY

Select all that apply

Washing Machine
Top Loader

Washing Machine
Front Loader

Dryer Top Loader

Dryer Front Loader

Cabinetry With
Built-In Tub

Additional Storage

Hanging Rail

Dog Bath

Laundry Chute

Basic Metal Tub Unit

Other

OFFICE AREAS

Select all that apply

Formal Home Office

Single Person
Study Nook

Two Person
Study Nook

Library

Other

LIVING AREAS

Select all that apply

Family Room

Games Room

Rumpus Room

Home Theatre

Gym

Upstairs Gallery

Sun Room

Mudroom

Other

STORAGE

Select all that apply

Linen Cupboards

Walk-in Linen
Closet

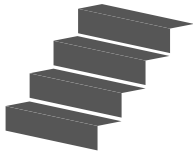
Under Stairs
Storage

Basement Storage

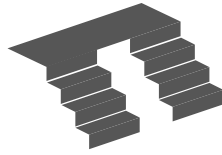
Other

STAIRS (If Applicable)

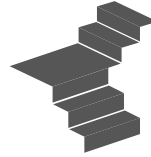
Select the stair design you would like



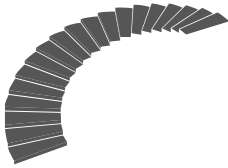
Straight



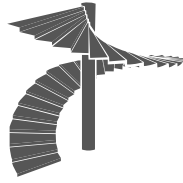
'U' Shape



'L' Shape



Curved




Spiral

Stair Type



Open



Enclosed

Balustrades Type



Open



Solid

Additional Information

Exterior Design Style

Select one from below



Hamptons



Coastal



Contemporary



Classic Contemporary



Modern Homestead





French Provincial



Mediterranean



Additional Information

DESIRED FEATURES

Options for selecting

Piers

Decorative Trims/
Mouldings

Decorative
Screens/Battens

Stack Stone

Hebel

Render

Feature Brick

Porch

Balcony

Other

Preferred Construction

Floors

Concrete Slab
On Ground

Timber Bearers
and Joist

Steel Bearers
and Joist

I Don't Know

Walls

Full Brick Cavity
Walls

Brick Veneer
Cavity Walls

Light Weight
Cladding

Timber

FC Fibre Cement

Metal Sheeting

I Don't Know

Roof

Terracotta Tiles

Concrete Tiles

Metal Sheeting

Skylights

I Don't Know

Window Frames

Aluminium

Timber

I Don't Know

Front Door Style

Single

Oversized Single

Double

I Don't Know

Rear Door Style

Standard Slider

Sliding Stacker

Bi-fold Doors

I Don't Know

Additional Information

Other Features

ELECTRICAL/ GAS

Select all that apply

Ducted Air-conditioning

Small home (e.g., 2-3 bedrooms): 10-12.5kW

Medium home (e.g., 3-4 bedrooms): 12.5-15kW

Large home (e.g., 4-5 bedrooms): 15-18kW

Very large home (e.g., 3-4 bedrooms): 18kW or more

Helpful Tip: It's important that your Building Designer gets an idea of air-conditioning requirements as this can affect roof size and impact the design from the very beginning. Size up if you are planning to have large living spaces, live in a hotter climate, or will have high sun exposure.

Split System Air-conditioning

Ceiling Fans

Electrical Vehicle Charging

Alarm/ Home Security

Lift

Fireplaces

Smart Home Features

Additional Information

INTERIOR CEILING

Ceiling Heights

Complete table below with as much information as you can

	Standard 2.44m or 8'ft	Above Standard 2.59m or 8.5'ft	High-End 2.74m or 9'ft	Deluxe 3.00m or 10'ft	I Don't Know
Basement					
First Floor					
Second Floor					
Third Floor					

Ceiling Features

Select all that apply

Coffered Ceiling

Rooms:

Void

Rooms:

Suspended Ceiling

Rooms:

Cathedral / Barn Ceiling

Rooms:

Exposed Beams

Rooms:

Angled / Sloped Ceiling

Rooms:

ACCESSIBILITY REQUIREMENTS

Select all that apply

Wheelchair Access

Medical Specialist
Bedroom

Staircase Chair
Lift

Lower Benchtops
In Kitchen

Additional Information

OUTDOORS

Select all that apply

Swimming Pool

Spa/ Jacuzzi

Covered Alfresco

Decking

Outdoor BBQ

Pergola

Outdoor Fireplace

Pizza Oven

Outdoor Kitchen

Outdoor Sink

Outdoor Bar Fridge


Portico

Additional Information

Final Notes

Detail any other internal or external features.

Eg. Pillars, Arch doorways



Build. Different.

buildbuddy.au