



➤ PRODUCT CATALOGUE
2014 EDITION

Manufacturing in
Australia since
1923



To allow us to supply the complete range of products required to service our customer's needs, we have meticulously selected international suppliers to supplement our manufactured range.



COMPANY BACKGROUND

Operating from Bundoora Australia, and recognised world wide for the manufacture and distribution of premium quality lifting equipment, PWB Anchor has, for more than 90 years, forged a proud and successful association with prominent corporations in Australia and overseas.

Mission Statement:

- To supply products of quality and value to our customers, that are safe, reliable and effective for the purpose for which it is required.
- We work together to meet and exceed our customer expectations as we promote a safer lifting industry.
- We care for and respect each other and health and safety in the workplace is a priority.
- We are committed to a culture of corporate social and environmental responsibility.

Certifications/Memberships:

ISO 9001 Quality Management System

LEEA Membership

LEENZ Membership



Key Suppliers:

One Steel	Australia
Industrial Galvanizers	
ArmorGalv	
McKinnon Chain	South Africa
Arcelor Mittal	
Kito Corporation	Japan
Endo Kyogo	
Eagle	
Columbus McKinnon	USA
Chester Hoists	
Harrington Hoists	
Dutton Lainson	
Goldford	China
Sumec	
David Wong	
Yoke	Taiwan

When it comes to lifting, it is reassuring to know that you are supported by the brand that is synonymous with the grade. With Herc-Alloy, that's exactly what you get.





➤ **PWB ANCHOR'S
MARKET STRATEGY**

PWB Anchor acknowledges that its primary role is a manufacturer of chain and selected fittings. To allow us to supply the complete range of products required to service our customer's needs, we have meticulously selected international suppliers to supplement our manufactured range. We are firmly committed to being a supplier through a strong, loyal, focused and independent distribution network.

We seek to provide quality products to market at a price that enables both our distributor and PWB Anchor to derive "fair and equitable" margin on the transaction.

Our experience, engineering capabilities and international partnerships, make us an invaluable partner in the Australian lifting industry. We value mutually rewarding partnerships with our distributors.

➤ **BRANCH OR
FACILITY LOCATIONS**

Victoria

Head Office & Manufacturing Plant
441 Grimshaw Street, Bundoora VIC
80 Killara Rd, Campbellfield VIC
46 Clements Avenue, Bundoora VIC

Queensland

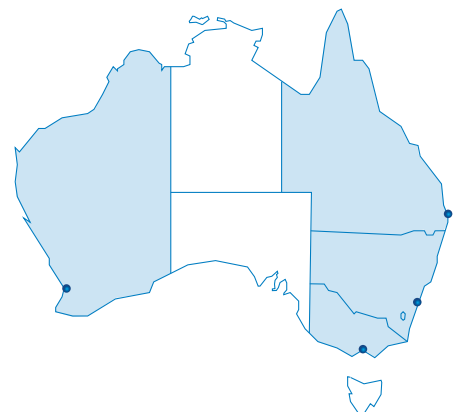
1/19 Bandara Street, Richlands QLD

New South Wales

98 Forrester Road, ST Mary's NSW

Western Australia

23 Tacoma Circuit, Canning Vale WA





▶ PRODUCT BACKUP / SUPPORT

As a manufacturer of chain and associated products since 1923, PWB Anchor is proud of its record as a supplier of quality products. PWB Anchor remains fully committed to supporting the product that it places in the market.

For product that is not manufactured in our facilities, PWB Anchor chooses only to use suppliers and sub-contractors that have the same commitment to quality as we do. A supplier to the PWB Anchor network must display a willingness to share information of a technical and marketing nature and be open to discuss information crucial to ensuring quality is maintained.

Therefore, PWB Anchor proudly and confidently supports our products and materials against faulty workmanship with replacement or repair, during the normal working life of the product.

This remains conditional upon the proper and appropriate use, care and maintenance of the product involved.

Support for the product supplied to the Australian market, is backed by our international network of partners and suppliers.

▶ ENGINEERING SOLUTIONS

Through one of our founding entities, Anchor Engineering Co Pty Ltd, PWB Anchor has over 80 years in designing, manufacturing, building and commissioning of lifting solutions for Australian industry.

Our trained, highly skilled workforce is continually seeking to develop and improve our expertise, resources and equipment to meet the increasing demand for specific lifting solutions.

Whether it's manufacturing, marine, mining, food or any other industry, we thrive on developing solutions for large and complex challenges whilst striving to deliver engineering excellence, value and professional integrity.



KITO 1t

PWB Anchor has a long and successful history in providing lifting solutions across all areas of Australian industry.

▶ CONTENTS

GRADE 80 LIFTING CHAIN & FITTINGS

Component selection guide	12
Herc-Alloy 800™ chain slings	13-15
Chain identification	16
Herc-Alloy 800™	17-18
Oblong links	19-20
Connectors	21
Hooks & fittings	22-35
Insulated swivels & fittings	36-39
DNV master links	40
Commonly asked questions	41-42

YELLOW POINT SERIES

Gr8 + 10 Swivel Lifting Point	44
Gr8 Eye Point	45
Gr8 Weld-On Hook	45
Gr8 Weld-On Lifting Point	46
Gr8 Bolt-On Tie Down Point	46
Swivel Hoist Ring, with alloy steel washer	47
Welding instructions	48

GRADE 100 CHAIN & FITTINGS

Component selection guide	50
PWB® Grade 100 Chain	51
Master links	52
Connectors	53
Self-Locking hooks	53-54
Sling hooks	55
Grab hooks	56
Foundry hooks	57
Grip safe hooks	57-58
Commonly asked questions	59

SPECIALTY CHAINS

Selecting the right chain	62-63
Chain identification	64-65
PWB® Mining Suspension Chain	66
PWB® Calibrated Hand Chain	66
PWB® Trailer Safety Chain	67
PWB® Long High-Tensile Calibrated Chain	67
PWB® Regular Calibrated Gold Chain	68
PWB® Trawling Chain	68
PWB® Grade P Chain	68
PWB® Flail Chain	69
Commonly asked questions	70

► CONTENTS

TRANSPORT CHAIN & FITTINGS

Care, use and inspection	72
Chain identification	73
PWB® HiLITE Chain	74
Loadbinders	74
Grade 70 hooks & fittings	75-76
Uni-Drag chain kits	77
Commonly asked questions	78

ROV HOOKS & SHACKLES

ROV Safety Pin Bow Shackle	80
ROV Eye Sling - Shank Hook with Latch	81
ROV Eye Sling Hook with Latch	82

MILD STEEL CHAIN & FITTINGS

Chain identification	84
PWB® Grade L Chain	85-86
ArmorGalv®	86
PWB® Proof Coil Chain	87-88
Split Link	89

WIRE ROPE FITTINGS

Wire rope sockets	92-94
Steel swage sleeve	95
Bearing swivels	96

POWER HOISTING

Care & safety instructions	98
ER2 Series Electric Chain Hoist	99-102
EQ Series Electric Chain Hoist	103-105
EDL Series Electric Chain Hoist	106-107
EF Electric Chain Hoist	108
EHL Series Air Hoist	109
EHW Series Air Hoist	110
PWB® Extras	111
Commonly asked questions	112

MANUAL HOISTING

Care & safety instructions	114
CX & M3 Series Chain Blocks	115-117
C Series Chain Block	118
Mini II Chain Block	118
LX & L5 Series Lever Hoists	119-121
CM Pullers & Riggers	122
Girder Trolleys & Clamps	123-125
PWB® Cast Iron Wheels	125-126
Commonly asked questions	126

▶ CONTENTS

SPRING BALANCERS

Spring balancers	128-130
Air tool balancers	130

ENTERTAINMENT PRODUCTS

Care & safety instructions	132
CM Lodestar Electric Hoist	133
CM Prostar Electric Hoist	134
Entertainment Clamps	135
Entertainment Shackles	135
PWB® Extras	136

CLAMPS

Precautions for the use of PWB® lifting clamps	138-139
PWB® Horizontal Lifting Clamps	140-141
PWB® Multi-Directional Lifting Clamps	142-143
PWB® Vertical Lifting Clamps	144-146
PWB® Drum Clamps	147

WINCHES

Precautions for the use of PWB® Winches	150
DL Series Hand Winches	151
DLB Series Load-Brake Winches	151
B Series Brake Winches	152
Industrial Load-Brake Winches	152
Electric Winches	153-154
Tugger Winches	155
PWB® Winch associated products	156-157

SHACKLES

Yoke® Wide Body Shackle	160
PWB® Grade M Shackle	160
PWB® Grade S Shackles	161-162

TRAWL & SHEAVE BLOCKS

Yoke® Trawl Blocks	164
PWB® Manual Sheaves	165
PWB® Manually Operated Sheave Blocks	166-167
Yoke® Snatch Block	168

DISCLAIMER: Every care has been taken to ensure the accuracy of information contained in this document which supersedes all earlier publications, however PWB Anchor Limited shall not be liable for any loss or damage howsoever caused arising from the application of such information.

PWB Anchor Limited maintains a policy of progressive development of products and reserves the right to alter without notice, the specifications shown within this document.

Herc-Alloy, Hammerlok, Couplok, Max A Lok, HiLITE, Latchlok & Pinlok are trademarks of PWB Anchor Limited. YOKE is a registered trademark of YOKE Industrial Corp used by PWB Anchor Limited with the permission of YOKE Industrial Corp.

Dimensions and masses subject to commercial tolerances and design changes without notice.



YOKE is a registered trademark of YOKE Industrial Corp
used by PWB Anchor Limited with the permission of
YOKE Industrial Corp.




GRADE 80 LIFTING CHAIN & FITTINGS


COMPONENT SELECTION GUIDE	12
HERC-ALLOY 800™ CHAIN SLINGS	13-15
CHAIN IDENTIFICATION	16
HERC-ALLOY 800™	17-18
OBLONG LINKS	19-20
CONNECTORS	21
HOOKS & FITTINGS	22-35
INSULATED SWIVELS & FITTINGS	36-39
DNV MASTER LINKS	40
COMMONLY ASKED QUESTIONS	41-42

PWB Anchor Gr8 Range

➤ Component selection guide



Chain Size (mm)	Chain	Gr8 Coupler	Regular Series Oblong Link	Large Series Oblong Link	Regular Series Oblong Link	Large Series Oblong Link	Large Multi Oblong Link	Sling Hook	Sling Hook with Latch	Grab Hook
6.0	40135	40835Y	40490	40617	40490	-	40542	40301Y	42255Y	40310Y
7.1	40136	40836Y	40490	40617	40490	40618	40542	40302Y	42050Y	40311Y
8.0	40959	40836Y	40490	40618	40490	40618	40542	40302Y	42050Y	40311Y
10.0	40137	40837Y	40490	40618	40491	40619	40543	40303Y	42051Y	40312Y
13.0	40138	40838Y	40491	40619	40492	40620	40544	40304Y	42052Y	40313Y
16.0	40139	40840Y	40492	40620	40493	40621	40545	40305Y	42053Y	40314Y
20.0	40140	40841Y	40493	40621	40494	40622	40546	40306Y	42054Y	40315Y
22.0	40141	40842Y	40494	40622	40495	40623	40547	40307Y	40325Y	40316Y
26.0	41256	40843Y	40495	40623	-	40624	42048	40308Y	40326Y	40317Y
32.0	40143	40844Y	-	40624	-	41767	42049	40309Y	40327Y	40318Y



Chain Size (mm)	Swivel Hook	Foundry Hook	Self-Lok Hook	Swivel Self-Lok Hook	Clevis Self-Lok Hook	Clevis Sling	Clevis Sling Hook with Latch	Clevis Grab Hook	Clevis Clutch
6.0	41046Y	-	40498Y	40392Y	40359Y	42256Y	42257Y	42258Y	40564Y
7.1	41047Y	40351Y	40337Y	40375Y	40371Y	40384Y	42060Y	40379Y	40565Y
8.0	41047Y	40351Y	40337Y	40375Y	40371Y	40384Y	42060Y	40379Y	40565Y
10.0	41048Y	40352Y	40338Y	40376Y	40372Y	40385Y	42061Y	40380Y	40566Y
13.0	41049Y	40353Y	40339Y	40377Y	40373Y	40386Y	42062Y	40381Y	40567Y
16.0	41050Y	40354Y	40340Y	40378Y	40374Y	40387Y	42063Y	40382Y	40568Y
20.0	41251Y	40355Y	40499Y	40393Y	40360Y	40388Y	42064Y	40383Y	40569Y
22.0	-	-	40501Y	40394Y	40364Y	-	-	-	-
26.0	-	-	40502Y	40395Y	-	-	-	-	-
32.0	-	-	-	-	-	-	-	-	-

Herc-Alloy 800™ Chain Slings

▶ Selecting the right sling

- Determine the weight of the load to be lifted.
- Determine if the correct lifting method for the load requires a single leg, multiple leg or an endless sling configuration.
- Consult the WLL table to determine which size chain will safely lift the load, and within what range of sling angles, using the selected sling configuration.

Note: The sling angle is equal to twice the greatest angle of inclination of a leg to the vertical.

- Determine the required effective length of the sling to be within that range of sling angles.
Note: The effective length of a sling is the distance between the two working surfaces.
- Order your selected sling fully assembled and ready to use.

Safety Check: Before lifting, inspect the chain and fittings identification markings to ensure the sling is correctly tagged for its application. Refer to AS 3775 for further guidance.

▶ Maximum Working Load Limit (WLL) in tonnes

Chain Size (mm)	Single leg slings			2, 3, or 4 leg slings				Endless slings	
	Straight Sling	Adjustable Sling *	Reeved Sling	Straight Sling 60°	Straight Sling 90°	Straight Sling 120°	Reeved Sling 60°	Basket Sling 60°	Reeved Sling
6.0	1.1	1.1	0.8	1.9	1.6	1.1	1.5	1.5	1.7
7.1	1.6	1.6	1.2	2.8	2.3	1.6	2.1	2.1	2.4
8.0	2.0	2.0	1.5	3.5	2.8	2.0	2.6	2.6	3.0
10.0	3.2	3.2	2.4	5.5	4.5	3.2	4.1	4.1	4.8
13.0	5.3	5.3	4.0	9.2	7.5	5.3	6.9	6.9	8.0
16.0	8.0	8.0	6.0	13.8	11.3	8.0	10.4	10.4	12.0
20.0	12.5	12.5	9.4	21.6	17.6	12.5	16.3	16.3	18.8
22.0	15.0	15.0	11.3	26.0	21.2	15.0	19.5	19.5	22.5
26.0	21.2	21.2	15.9	36.7	29.9	21.2	27.6	27.6	31.8
32.0	31.5	31.5	23.6	54.5	44.4	31.5	41.0	41.0	47.2

Indicates that WLL applies to both 'rectangular' and 'circular' load.

Indicates nip angle, which must not exceed 120° degrees.

Indicates the sling angle is equal to twice the greatest angle of inclination of a leg to the vertical.

*Use of Grab Hook without cradle or supporting wings reduces the WLL of straight slings to that of reeved slings.

The values expressed on this table exceed or meet the minimum requirements of AS3775.2 and are stated in tonnes of 1000kg.

The above maximum working load limits are for general conditions of use to group classification of crane mechanisms of M3 as specified in AS1418.1 WLL must never be exceeded, even at angles less than 60 degrees or even if the load is flexible. For other than general conditions of use the WLL will be derated to confirm to the group classification of crane mechanisms as specified in AS1418.1.

Herc-Alloy 800™ Chain Slings care, use and inspection

► Care

- Store Herc-Alloy 800™ Chain Slings on A-frames or wall racks in a clean dry place.
- Lightly oil Herc-Alloy 800™ Chain Slings before prolonged storage. Suggested lubricant WD40.
- Never heat-treat Herc-Alloy 800™ Chain Slings.

► Use

- Always inspect a chain sling before use to ensure it is free from damage or wear.
- Ensure that the load is evenly distributed on all sling legs.
- Ensure that the chain is free of twists and is protected from any sharp corners on the load.
- Commence the lift slowly, taking up the slack gradually.
- When lowering, avoid the possibility of crushing the chain by ensuring that the load does not land on the chain or any component of the sling.

► Inspection

- It is important to inspect Herc-Alloy 800™ Chain Slings regularly and that an inspection record is kept for each chain sling.
- If necessary, clean the sling before inspection.
- Every chain link should be individually inspected for signs of wear, twisting, stretching, nicks or gouging. Any worn link should be measured to determine degree of wear.
- Oblong links and hooks should be inspected at their load bearing points for signs of wear or distortion, eg. Widening of hook throat opening.
- Defective chain links or fittings should be clearly marked to indicate rejection and the chain sling withdrawn from service until repaired.
- Connectors should be inspected for any signs of wear at their load bearing points, for excessive play of the load pin within the body halves and for impaired rotation of the body halves around the load pin.

Note: when reassembling a Hammerlok™ or Gr8 Connecting Link it is recommended that a new pin and stud assembly be used.

Refer to AS 3775.2 for further guidance.

Herc-Alloy 800™ Pre-Assembled Chain Slings

Available in lengths up to 6 metres and adjustable by means of grab hooks, these pre-assembled Chain Slings utilize Herc-Alloy 800™ Chain, and are supplied with either Clevis Self-Lock Hooks or Clevis Safety Latch Hooks as terminal fittings.

Assembled, tested, tagged and available ex-stock. Packaged in handy, recyclable plastic containers with test certificates. Other sizes, configurations and capacities available on request.

Applications: Industrial lifting
Australian Standard: AS 3775

► Single Leg Adjustable Chain Slings



Chain Size (mm)	WLL (tonnes)	Part No. 1 metre	Part No. 2 metre	Part No. 3 metre	Part No. 4 metre	Part No. 6 metre
Clevis Self-Lock Hook						
7.1	1.6	42216	42217	42218	42249	42309
8.0	2.0	42305	42306	42307	42308	42310
10.0	3.2	42222	42223	42224	42250	42314
13.0	5.3	42251	42252	42253	42254	42315
Clevis Safety Latch Hook						
7.1	1.6	42227	42228	42229	42280	42316
8.0	2.0	42241	42242	42243	42244	42317
10.0	3.2	42233	42234	42235	42240	42318
13.0	5.3	42245	42246	42247	42248	42319


► Two Leg Adjustable Chain Slings








Chain Size (mm)	WLL (tonnes @ 60°)	Part No. 1 metre	Part No. 2 metre	Part No. 3 metre	Part No. 4 metre	Part No. 6 metre
Clevis Self-Lock Hook						
7.1	2.8	42219	42220	42221	42299	42300
8.0	3.5	42301	42110	42111	42112	42113
10.0	5.5	42225	42114	42115	42116	42117
13.0	9.2	42226	42118	42119	42120	42121
Clevis Safety Latch Hook						
7.1	2.8	42230	42231	42232	42239	42291
8.0	3.5	42303	42190	42191	42192	42193
10.0	5.5	42236	42194	42195	42196	42197
13.0	9.2	42238	42198	42199	42200	42201

PWB Anchor Chain identification

➤ Herc-Alloy 800™ Chain identification (6.00mm - 22.00mm)



Chain Size (mm)	Markings (Embossed)				Markings Interval	Letter Height (mm)	Weld Type	Identification Marking	
	A	B	C	D					
6.0	PWB-HA8	PWB-HA8	-	-	10	1.6	Smooth	 Marking A & B	
7.1	PWB-HA8	PWB-HA8	-	-	10	2.0	Smooth		
8.0	PWB-HA8	PWB-HA8	-	-	10	2.0	Smooth		
10.0	PWB	PWB	HA8	HA8	8	2.4	Smooth	 Marking A & B	 Marking C & D
13.0	PWB	PWB	HA8	HA8	6	3.3	Smooth	 Marking A	 Marking B
16.0	PWB	HA8	-	-	4	4.0	Modified (trim)		
20.0	PWB	HA8	-	-	4	4.0	Modified (trim)		
22.0	PWB	HA8	-	-	4	4.0	Modified (trim)		

Only an authorised PWB Anchor distributor can supply genuine Herc-Alloy 800™ Chain.
 Use the above chart to ensure that when you ask for it by name, that you receive what you ask for.

Herc-Alloy is a registered trade mark of PWB Anchor Limited.

► Herc-Alloy 800™

For 50 years, PWB Anchor has manufactured grade 80 chain under the “Herc-Alloy” name. Not only to Australian Standards, but also to our own demanding quality requirements. Still proudly made in Australia, Herc-Alloy 800™ Chain was the first in the grade supporting Australian industry requirements and remains the choice of those who demand 50 years of experience in every lift.

Herc-Alloy 800™ Chain is manufactured to the most exacting quality control standards and conforms to the mechanical properties of grade 80 (T) chain.

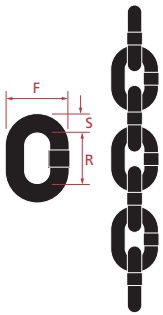
Test certificates supplied.

Chain sizes 6mm to 22mm manufactured in Australia.

Herc-Alloy 800™ Chain may be supplied with the following identification markings: PWB-HA8, HA8

Applications: Industrial lifting

Australian Standard: AS 2321



Chain Size (mm)	WLL (tonnes)	S (mm)	R (mm)	F (mm)	Part No.	Kg/100m
6.0	1.1	6.3	20.8	22.3	40135	85.2
7.1	1.6	7.1	23.8	25.9	40136	114.0
8.0	2.0	8.0	23.8	27.0	40959	140.0
10.0	3.2	9.7	29.8	33.8	40137	208.0
13.0	5.3	12.7	38.0	43.0	40138	349.0
16.0	8.0	16.0	47.8	54.0	40139	564.0
20.0	12.5	20.0	59.2	67.5	40140	878.0
22.0	15.0	22.0	65.0	74.2	40141	1066.0
26.0	21.2	26.0	78.0	96.2	41256	1510.0
32.0	31.5	32.0	96.0	112.0	40143	2300.0

► Herc-Alloy 800™ Yellow

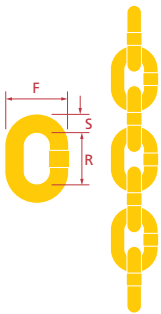
Herc-Alloy 800™ Chain is also available in a yellow powder-coated finish.

Test certificates supplied.

Herc-Alloy 800™ Yellow Chain may be supplied with the following identification markings: PWB-HA8, HA8.

Applications: Industrial lifting

Australian Standard: AS 2321



Chain Size (mm)	WLL (tonnes)	S (mm)	R (mm)	F (mm)	Part No.	Kg/100m
7.1	1.6	7.1	23.8	25.9	42090	114.0
8.0	2.0	8.0	23.8	27.0	42091	140.0
10.0	3.2	9.7	29.8	33.8	42092	208.0
13.0	5.3	12.7	38.0	43.0	42093	349.0
16.0	8.0	16.0	47.8	54.0	42094	564.0
20.0	12.5	20.0	59.2	67.5	42095	878.0

► Herc-Alloy 800™ Pail Paks

Herc-Alloy 800™ Chain is also available in easy-to-handle pail paks for easier storage or store display.

Test certificates supplied.

Herc-Alloy 800™ Chain may be supplied with the following identification markings: PWB-HA8, HA8.

Applications: Industrial lifting

Australian Standard: AS 2321



Chain Size (mm)	WLL (tonnes)	Meters/ Pail Pak	Part No.	Approx Weight (kg)
6	1.1	50	41597	41
7.1	1.6	40	41598	47
8	2.0	30	41599	43
10	3.2	20	41600	43
13	5.3	14	41601	50

► Regular Series Oblong Link

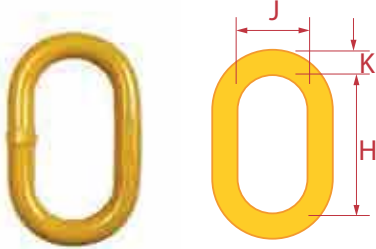
The PWB® range of Herc-Alloy™ oblong links allows for flexibility in selection and construction of chain sling or wire rope assemblies.

For use in both single and 2-leg applications.

Test certificates supplied.

All Regular Series Oblong Links are manufactured in Australia.
Includes standard markings of either PWB-HA800 or PWB-HA8.

Applications: Chain or wire rope slings
Australian Standard: AS 3776



Chain Size 1 Leg (mm)	Chain Size 2 Leg (mm)	WLL (tonnes)	H (mm)	J (mm)	K (mm)	Mass (kg)	Part No.	Markings
6.0-10.0	6.0-8.0	3.5	88	44	13	0.3	40490	10-40490-8
13.0	10.0	5.5	114	57	20	0.9	40491	13-40491-10
16.0	13.0	9.2	130	70	22	1.2	40492	16-40492-13
20.0	16.0	13.8	160	80	30	2.7	40493	20-40493-16
22.0	20.0	21.6	180	90	32	3.7	40494	22-40494-20
26.0	22.0	26.0	200	100	40	5.5	40495	26-40495-22

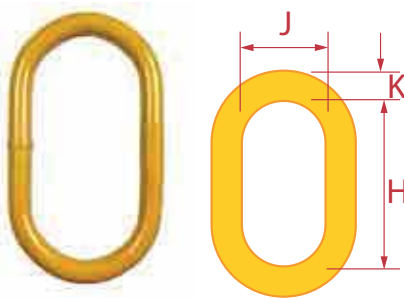
► Large Series Oblong Link

Wider and longer, the Large Series Oblong Link is designed for use in both single and 2 leg applications.

Test certificates supplied.

All Large Series Oblong Links, with the exception of Part No. 41767, are manufactured in Australia.
Includes standard markings of either PWB-HA800 or PWB-HA8 for links manufactured in Australia.
Part No. 41767 made in South Africa.

Applications: Chain or wire rope slings
Australian Standard: AS 3776



Chain Size 1 Leg (mm)	Chain Size 2 Leg (mm)	WLL (tonnes)	H (mm)	J (mm)	K (mm)	Mass (kg)	Part No.	Markings
6.0-7.1	-	1.6	130	70	13	0.4	40617	7.1-40617
8.0/10.0	7.1/8.0	3.5	135	70	16	0.7	40618	10-40618-8
13.0	10.0	5.5	200	100	22	1.7	40619	13-40619-10
16.0	13.0	9.2	240	120	30	3.8	40620	16-40620-13
20.0	16.0	13.8	280	140	32	5.4	40621	20-40621-16
22.0	20.0	21.6	300	150	40	8.5	40622	22-40622-20
26.0	22.0	26.0	330	165	42	10.5	40623	26-40623-22
32.0	26.0	36.7	360	180	50	15.0	40624	32-40624-26
32.0	32.0	54.5	410	220	60	30.0	41767	MA60MLGR80

► Large Multi Oblong Link

Designed for use in 2, 3 or 4-leg assemblies.

Comprising a master link and two intermediate links, each with the same lifting capacity. The intermediate links allow for back hooking and attachment of thimbles.

Test certificates supplied.

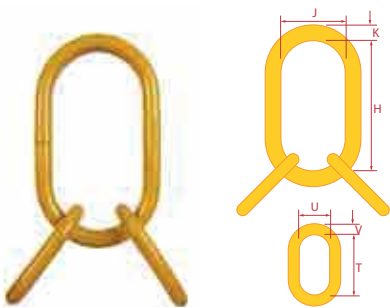
Sizes 6-22mm manufactured in Australia.

Includes standard markings of either PWB-HA800 or PWB-HA8 for links manufactured in Australia.

26mm and 32mm manufactured in South Africa.

Applications: Chain slings or wire rope slings

Australian Standard: AS 3776



Chain Size 2,3 or 4 Leg	WLL (tonnes)	H (mm)	J (mm)	K (mm)	T (mm)	U (mm)	V (mm)	Mass (kg)	Part No.	Markings
6.0-8.0	3.5	180	90	20	88	44	13	1.7	40542	40542-8
10.0	5.5	240	120	26	114	57	20	4.0	40543	40543-10
13.0	9.2	280	140	30	130	70	22	6.7	40544	40544-13
16.0	13.8	300	150	32	160	80	30	11.1	40545	40545-16
20.0	21.6	330	165	42	180	90	32	17.5	40546	40546-20
22.0	26.0	360	180	50	200	100	40	25.2	40547	40547-22
26.0	36.7	431	231	60	368	205	50	64.0	42048	MA60QA GR80
32.0	54.5	473	263	70	431	231	60	103.0	42049	MA70QA GR80

► Enlarged Multi Oblong Link

Incorporating a 4:1 design factor, comprising a master link and two generous intermediate links designed to accommodate the attachment of wire rope thimbles.

Test certificates supplied.

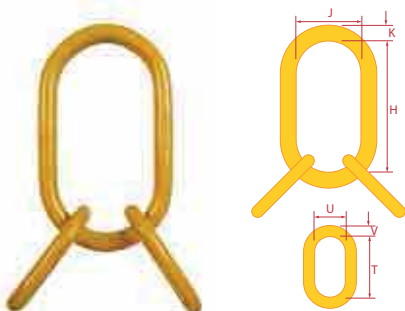
* WLL based on 2 leg sling with one leg per intermediate link.

** WLL based on 3 or 4 leg sling with maximum two legs per intermediate link.

Note: WLL values expressed in this table are based on a Design Factor of 4:1.

Applications: Wire rope slings

Standard: EN 1677



WLL* (tonnes) @60°	WLL** (tonnes) @90°	H (mm)	J (mm)	K (mm)	T (mm)	U (mm)	V (mm)	Mass (kg)	Part No.	Markings
4.1	2.9	158	79	16	131	63	14.5	1.65	42041	MA16QA GR80
8.5	6.0	171	95	22	147	74	20	3.6	42042	MA22QAS GR80
14.5	10.3	210	116	28	147	74	22	5.5	42043	MA28QAS GR80
23.0	16.3	284	147	36	195	95	28	11.9	42044	MA36QA GR80
28.1	20.0	294	163	40	210	116	32	16.4	42045	MA40QA GR80
35.0	24.8	336	184	45	237	132	36	23.5	42046	MA45QA GR80
45.0	31.8	368	205	50	273	137	40	32.3	42047	MA50QA GR80
60.0	42.4	431	231	60	368	205	50	64.0	42048	MA60QA GR80
85.0	60.0	473	263	70	431	231	60	103.0	42049	MA70QA GR80

► Gr8 Connecting Links

Used to connect grade 80 chain to an oblong link, hook or other component. Traditional design in a yellow painted finish for easy identification.

Test certificates supplied.

Each Connecting Link or body half shall not have in use, more than one load bearing component or chain. Always allow for sufficient articulation and avoid over-crowding to ensure the load will be transmitted axially. For reassembly of connectors, a new pin and stud assembly is recommended.

Applications: Chain slings
Australian Standard: AS 3776



Chain Size (mm)	WLL (tonnes)	K (mm)	A (mm)	B (mm)	D (mm)	Mass (kg)	Part No.	Markings	Repair kit Part No.
6.0	1.1	44	15	17	7	0.08	40835Y	6-8	40446Y
7.1/8..0	2.0	57	18	22	9	0.2	40836Y	7 + 8-8	40845Y
10.0	3.2	68	25	26	11	0.3	40837Y	10-8 3/8"	40846Y
13.0	5.3	91	30	35	16	0.7	40838Y	13-8 1/2"	40847Y
16.0	8.0	100	36	38	19	1.1	40840Y	16-8 5/8"	42080Y
20.0	12.5	122	42	46	22	1.9	40841Y	18/20-8 3/4"	42081Y
22.0	15.0	152	49	59	24	3.0	40842Y	22-8 7/8"	42082Y
26.0	21.2	162	55	62	30	4.7	40843Y	26-8 1"	42083Y
32.0	31.5	202	69	79	36	8.8	40844Y	32-8 1-1/4"	42084Y

► HA8 Hammerlok™

Original, classic design allows for instant assembly, dismantling and reassembly of slings safely and reliably.

Test certificates supplied.

Each Hammerlok™ or body half shall not have in use, more than one load bearing component or chain. Always allow for sufficient articulation and avoid over-crowding to ensure the load will be transmitted axially. For reassembly of connectors, a new pin and stud assembly is recommended.

Applications: Chain slings
Australian Standard: AS 3776



Chain Size (mm)	WLL (tonnes)	B (mm)	D (mm)	E* (mm)	Mass (kg)	Hole Dia** (mm)	Part No.	Markings	Repair kit Part No.
6.0/7.1	1.6	46	43	13	0.1	14	40437	9/32 CM 7	40446
10.0	3.2	62	55	18	0.3	19	40438	10 HAMMERLOK	40447
13.0	5.4	86	80	28	0.8	23	40439	13 HAMMERLOK	40448
16.0	8.0	103	94	32	1.1	27	40440	16 HAMMERLOK	40449
20.0	12.5	121	109	38	1.7	32	40441	18/20 HAMMERLOK	40450
22.0	15.5	131	135	44	2.7	34	40442	20/22 HAMMERLOK	40451
26.0	21.6	146	157	51	4.4	40	40443	26 HAMMERLOK	40452
32.0	32.8	174	197	57	8.1	51	40444	32 HAMMERLOK	40453

* Largest stock diameter of fitting that the Hammerlok™ will accept.

** Minimum hole diameter to accept male leg.

► Gr8 Clevis Self-Lock Hook


Easily and safely closed with one hand, the Gr8 Clevis Self-Lock Hook will lock itself when the load is engaged and will not disengage even if the load is temporarily set down.

Can be mechanically connected to Grade 80 Chain for easy assembly and use.

Test certificates supplied.

Applications: Chain slings

Australian Standard: AS 3776



Chain Size (mm)	WLL (tonnes)	A (mm)	K (mm)	P (mm)	T (mm)	H (mm)	Mass (kg)	Part No.	Markings	Repair kit Trigger Part No.	Repair kit Load Pin Part No.
6	1.1	6	100	29	15	19	0.5	40359Y	YD 6 - 8	42040Y	41122Y
7.1/8.0	2.0	9	119	34	20	24	0.8	40371Y	YD 7 + 8 - 8	40341Y	41123Y
10	3.2	11	143	44	26	30	1.4	40372Y	YD 10 - 8	40342Y	41124Y
13	5.3	14	179	52	30	39	2.9	40373Y	YD 13 - 8	40343Y	41125Y
16	8.0	18	212	60	36	49	5.6	40374Y	YD 16 - 8	41433Y	41126Y
20	12.5	21	243	90	48	62	8.8	40360Y	YD 18/20 - 8	40630Y	41127Y
22	15.0	24	273	80	49	63	14.1	40364Y	YD 22 - 8	40631Y	41128Y

► Gr8 Eye Self-Lock Hook

Easily and safely closed with one hand, the Gr8 Eye Self-Lock Hook will lock itself when the load is engaged and will not disengage even if the load is temporarily set down.

Test certificates supplied.

Applications: Chain and wire rope slings

Australian Standard: AS 3776



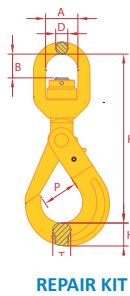
Chain Size (mm)	WLL (tonnes)	K (mm)	P (mm)	A (mm)	D (mm)	T (mm)	H (mm)	Mass (kg)	Part No.	Markings	Repair kit Part No.
6	1.1	110	29	21	10	15	19	0.5	40498Y	YC 6 - 8	42040Y
7.1/8.0	2.0	136	34	25	11	20	24	0.8	40337Y	YC 7 + 8 - 8	40341Y
10	3.2	167	44	32	13	26	30	1.4	40338Y	YC 10 - 8	40342Y
13	5.3	207	52	40	16	30	39	2.9	40339Y	YC 13 - 8	40343Y
16	8.0	252	60	52	21	36	49	5.7	40340Y	YC 16 - 8	41433Y
20	12.5	282	90	64	23	48	62	8.5	40499Y	YC 18/20 - 8	40630Y
22	15.0	319	80	70	24	49	63	12.5	40501Y	YC 22 - 8	40631Y
26	21.2	343	99	80	25	56	69	14.5	40502Y	YC 26 - 8	40632Y

➤ Gr8 Eye Swivel Self-Lock Hook (with ball bearing)

Designed with ball bearing allowing the hook to swivel freely under load.

Test certificates supplied.

Applications: Chain slings
Australian Standard: AS 3776



REPAIR KIT



Chain Size (mm)	WLL (tonnes)	K (mm)	P (mm)	B (mm)	A (mm)	D (mm)	T (mm)	H (mm)	Mass (kg)	Part No.	Markings	Repair kit Part No.
6.0	1.1	149	29	22	31	12	15	19	0.7	40392Y	YE 6 - 8	42040Y
7.1/8.0	2.0	186	34	29	36	14	20	24	1.2	40375Y	YE 7 + 8 - 8	40341Y
10.0	3.2	220	44	34	40	16	26	30	2.0	40376Y	YE 10 - 8	40342Y
13.0	5.3	267	52	43	46	22	30	39	4.2	40377Y	YE 13 - 8	40343Y
16.0	8.0	328	60	50	60	24	36	49	7.3	40378Y	YE 16 - 8	41433Y
20.0	12.5	388	90	82	75	26	48	62	11.4	40393Y	YE 18/20 - 8	40630Y
22.0	15.0	457	80	95	97	33	49	63	18.1	40394Y	YE 22 - 8	40631Y
26.0	21.2	535	99	115	123	42	56	69	29.5	40395Y	YE 26 - 8	40632Y

➤ Gr8 Clevis Swivel Self-Lock Hook (with ball bearing)

Designed with ball bearing allowing the hook to swivel freely under load.

Test certificates supplied.

Applications: Chain slings
Australian Standard: AS 3776



REPAIR KIT
LOAD PIN

REPAIR KIT
TRIGGER



Chain Size (mm)	WLL (tonnes)	A (mm)	K (mm)	P (mm)	T (mm)	H (mm)	Mass (kg)	Part No.	Markings	Repair kit Load pin Part No.	Repair kit Trigger Part No.
6.0	1.1	6	156	29	15	19	0.8	40511	YE - 6 - 8	41122Y	42040Y
7.1/8.0	2.0	9	188	34	20	24	1.3	40513	YE - 7 + 8 - 8	41123Y	40341Y
10.0	3.2	11	215	44	26	30	2.2	40515	YE - 10 - 8	41124Y	40342Y
13.0	5.3	14	275	52	30	39	4.5	40517	YE - 13 - 8	41125Y	40343Y
16.0	8.0	18	323	60	36	49	7.9	40518	YE - 16 - 8	41126Y	41433Y
20.0	12.5	21	417	90	48	62	12.5	40519	YE - 18/20 - 8	41127Y	40630Y

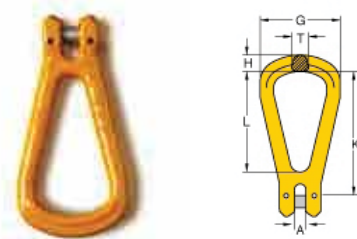
► Gr8 Clevis End Link

A versatile link designed for use in a reeveable sling as top or terminal end fitting.

Test certificates supplied.

Applications: Reeveable chain slings

Australian Standard: AS 3776



Chain Size (mm)	WLL (tonnes)	A (mm)	K (mm)	L (mm)	G (mm)	T (mm)	H (mm)	Mass (kg)	Part No.	Markings
7.01/8.0	2.0	9	99	80	65	15	15	0.4	40180Y	YG 7 + 8 - 8
10.0	3.2	11	125	100	80	19	18	0.8	40181Y	YG 10 - 8
13.0	5.3	14	168	136	108	25	22	1.5	40182Y	YG 13-8
16.0	8.0	18	198	158	124	27	26	2.7	40183Y	YG 16 - 8

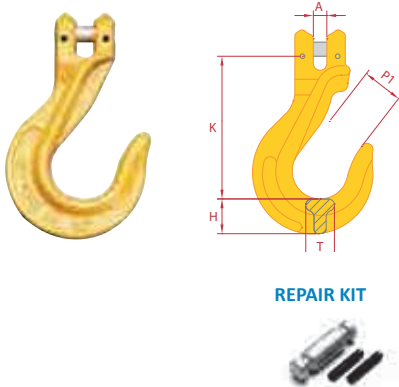
► Gr8 Clevis Sling Hook

Test certificates supplied.

Hooks without a latch are generally used for specific applications, therefore where there is a risk of the hooks becoming detached during use, a risk assessment shall be conducted in accordance with Section 11 of AS 3776.

Applications: Chain slings

Australian Standard: AS 3776



Chain Size (mm)	WLL (tonnes)	A (mm)	K (mm)	P1 (mm)	T (mm)	H (mm)	Mass (kg)	Part No.	Markings	Repair kit Part No.
6.0	1.1	6	79	23	15	18	0.3	42256Y	YM 6 - 8	41122Y
7.1/8.0	2.0	9	98	27	18	22	0.6	40384Y	YM 7 + 8 - 8	41123Y
10.0	3.2	11	121	34	23	29	1.2	40385Y	YM 10 - 8	41124Y
13.0	5.3	14	147	44	30	37	2.3	40386Y	YM 13 - 8	41125Y
16.0	8.0	18	166	48	39	42	3.8	40387Y	YM 16 - 8	41126Y
20.0	12.5	21	200	56	47	50	6.7	40388Y	YM 20 - 8	41127Y

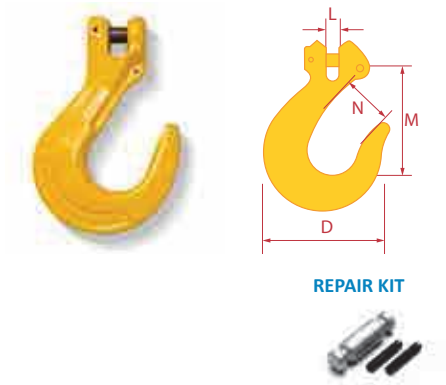
▶ HA8 Pinlok Sling Hook

Test certificates supplied.

Hooks without a latch are generally used for specific applications, therefore where there is a risk of the hooks becoming detached during use, a risk assessment shall be conducted in accordance with Section 11 of AS 3776.

Applications: Chain slings

Australian Standard: AS 3776



Chain Size (mm)	WLL (tonnes)	D (mm)	L (mm)	M (mm)	N (mm)	Mass (kg)	Part No.	Markings	Repair kit Part No.
10.0	3.2	111	12	110	27	1.0	40385A	CM HA 800/1000 3/8 10	-
13.0	5.4	140	15	136	35	2.0	40386A	CM HA 800/1000 1/2 13	-
16.0	8.0	157	18	155	43	3.0	40387A	CM HA 800/1000 5/8 16	41094
20.0	12.5	199	22	186	63	6.0	40388	CM Herc-Alloy 3/4 18/20-8	41095

▶ HA8 Eye Sling Hook

Test certificates supplied.

Hooks without a latch are generally used for specific applications, therefore where there is a risk of the hooks becoming detached during use, a risk assessment shall be conducted in accordance with Section 11 of AS 3776.

Applications: Chain slings

Australian Standard: AS 3776



Chain Size (mm)	WLL (tonnes)	D (mm)	L (mm)	M (mm)	N (mm)	Mass (kg)	Part No.	Markings
10.0	3.2	110	24	121	36	0.9	40303A	CM Herc Alloy 3/8 10-8
13.0	5.4	140	28	145	45	2.0	40304A	CM Herc Alloy 1/2 13-8
16.0	8.0	161	33	165	51	3.3	40305A	CM Herc Alloy 5/8 16-8
20.0	12.5	199	37	198	63	5.6	40306	CM Herc Alloy 3/4 18/20-8
22.0	15.5	218	43	223	71	7.9	40307	CM Herc Alloy 7/8 22-8
26.0	21.6	243	47	250	79	10.6	40308	CM Herc Alloy 1 26-8
32.0	32.8	294	58	292	98	16.9	40309	CM Herc Alloy 1 1/4 32-8

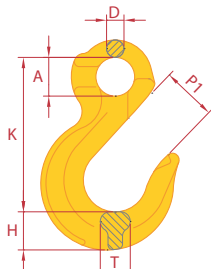
➤ Gr8 Eye Sling Hook

Test certificates supplied.

Hooks without a latch are generally used for specific applications, therefore where there is a risk of the hooks becoming detached during use, a risk assessment shall be conducted in accordance with Section 11 of AS 3776.

Applications: Chain slings

Australian Standard: AS 3776



Chain Size (mm)	WLL (tonnes)	K (mm)	P1 (mm)	A (mm)	D (mm)	T (mm)	H (mm)	Mass (kg)	Part No.	Markings
6.0	1.1	80	23	20	9	16	20	0.3	40301Y	6 - 8 YP
7.1/8.0	2.0	98	28	25	11	20	23	0.5	40302Y	7 + 8 - 8 YP
10.0	3.2	121	36	32	14	23	31	0.9	40303Y	YP 10 - 8
13.0	5.3	152	40	40	18	28	38	1.9	40304Y	YP 13 - 8
16.0	8.0	184	44	50	22	32	47	3.2	40305Y	YP 16 - 8
20.0	12.5	218	45	60	26	43	48	5.7	40306Y	YP 18/20 - 8
22.0	15.0	244	73	50	31	50	62	9.1	40307Y	YP 22 - 8
26.0	21.2	279	77	64	35	60	80	13.6	40308Y	YP 26 - 8
32.0	31.5	352	114	88	40	65	86	18.7	40309Y	YP 32 - 8

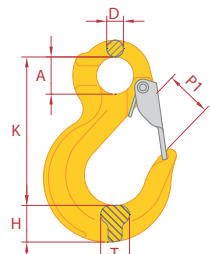
➤ Gr8 Eye Sling Hook with Latch

Fitted with sturdy spring loaded safety latch for added security in lifting.

Test certificates supplied.

Applications: Chain slings

Australian Standard: AS 3776



Chain Size (mm)	WLL (tonnes)	K (mm)	P1 (mm)	A (mm)	D (mm)	T (mm)	H (mm)	Mass (kg)	Part No.	Markings	Repair kit Part No.
6.0	1.1	80	23	20	9	16	20	0.3	42255Y	6 - 8 YP	43952Y
7.1/8.0	2.0	98	28	25	11	20	23	0.5	42050Y	7 + 8 - 8 YP	43953Y
10.0	3.2	121	36	32	14	23	31	0.9	42051Y	YP 10 - 8	43954Y
13.0	5.3	152	40	40	18	28	38	1.9	42052Y	YP 13 - 8	43955Y
16.0	8.0	184	44	50	22	32	47	3.2	42053Y	YP 16 - 8	43956Y
20.0	12.5	218	45	60	26	43	48	5.7	42054Y	YP 18 / 20 - 8	41037Y
22.0	15.0	244	73	50	31	50	62	9.1	40325Y	YP 22 - 8	41038Y
26.0	21.2	279	77	64	35	60	80	13.6	40326Y	YP 26 - 8	41039Y
32.0	31.5	352	114	88	40	65	86	18.7	40327Y	YP 32 - 8	41040Y

REPAIR KIT



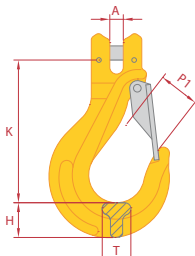
► Gr8 Clevis Sling Hook with Latch

Fitted with sturdy spring loaded safety latch for added security in lifting.

Test certificates supplied.

Applications: Chain slings

Australian Standard: AS 3776



REPAIR KIT
LOAD PIN

REPAIR KIT
SAFETY LATCH



Chain Size (mm)	WLL (tonnes)	A (mm)	K (mm)	P1 (mm)	T (mm)	H (mm)	Mass (kg)	Part No.	Markings	Repair kit Safety Latch Part No.	Repair kit Load Pin Part No.
6.0	1.1	6	79	23	15	18	0.3	42257Y	YM 6 - 8	43952Y	41122Y
7.1/8.0	2.0	9	98	27	18	22	0.6	42060Y	YM 7 + 8 - 8	43953Y	41123Y
10.0	3.2	11	121	34	23	29	1.2	42061Y	YM 10 - 8	43954Y	41124Y
13.0	5.3	14	147	44	30	37	2.3	42062Y	YM 13 - 8	43955Y	41125Y
16.0	8.0	18	166	48	39	42	3.8	42063Y	YM 16 - 8	43956Y	41126Y
20.0	12.5	21	200	56	47	50	6.7	42064Y	YM 20 - 8	41037Y	41127Y

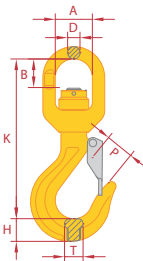
► Gr8 Swivel Hook with Latch (ball bearing type)

Designed with ball bearing allowing the hook to swivel freely under load.

Test certificates supplied.

Applications: Chain slings

Australian Standard: AS 3776



REPAIR KIT



Chain Size (mm)	WLL (tonnes)	K (mm)	P (mm)	B (mm)	A (mm)	D (mm)	T (mm)	H (mm)	Mass (kg)	Part No.	Markings	Repair kit Part No.
6.0	1.1	136	24	23	32	11	16	19	0.6	41046Y	YSW 6 - 8	43952Y
7.1/8.0	2.0	155	26	27	36	12	18	22	0.9	41047Y	YSW 7 + 8 - 8	43953Y
10.0	3.2	189	36	37	41	16	23	29	1.6	41048Y	10 - 8 YSW	43954Y
13.0	6.3	233	42	40	46	21	28	35	3.1	41049Y	13 - 8 YSW	43955Y
16.0	8.0	280	50	50	60	22	35	44	5.3	41050Y	16 - 8 YSW	43956Y
20.0	12.5	356	56	82	74	25	49	65	9.2	41251Y	YSW 18/20 - 8	41037Y

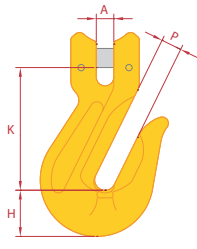
► Gr8 Clevis Cradle Grab Hook

No reduction in WLL when used as a shortening hook on cradle type with supporting wings.

Test certificates supplied.

Applications: Shortening and reeving of chain slings

Australian Standard: AS 3776



REPAIR KIT



Chain Size (mm)	WLL (tonnes)	A (mm)	P (mm)	K (mm)	H (mm)	Mass (kg)	Part No.	Markings	Repair kit Part No.
6.0	1.1	7	7	41	16	0.2	42258Y	YK 6 - 8	41122Y
7.1/8.0	2.0	9	10	55	25	0.3	40379Y	YK 7 + 8 - 8	41123Y
10.0	3.2	12	13	77	35	0.8	40380Y	YK 10 - 8	41124Y
13.0	5.3	15	16	97	42	1.6	40381Y	YK 13 - 8	41125Y
16.0	8.0	17	20	102	45	2.8	40382Y	YK 16 - 8	41125Y
20.0	12.5	23	23	124	54	5.0	40383Y	YK 20 - 8	41127Y

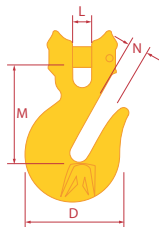
► HA8 Pinlok Cradle Grab Hook

No reduction in WLL when used as a shortening hook on cradle type with supporting wings.

Test certificates supplied.

Applications: Shortening and reeving of chain slings

Australian Standard: AS 3776



REPAIR KIT



Chain Size (mm)	WLL (tonnes)	D (mm)	L (mm)	M (mm)	N (mm)	Mass (kg)	Part No.	Markings	Repair kit Part No.
10.0	3.2	65	11	54	12	0.5	40380A	10 Clevlok 3/8	-
13.0	5.4	83	15	73	15	1.5	40381A	13 Clevlok 1/2	-
16.0	8.0	104	19	90	19	2.0	40382	16 Alloy-8	41094
20.0	12.5	125	22	108	22	3.3	40383	18/20 Alloy-8	41095

► Gr8 Eye Cradle Grab Hook

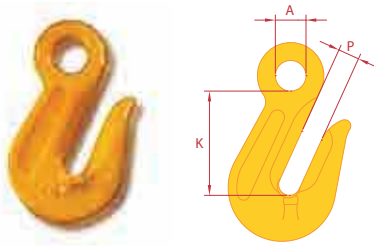
No reduction in WLL when used as a shortening hook on cradle type with supporting wings.

32mm may be supplied without supporting wing.

Test certificates supplied.

Applications: Shortening and reeving of chain slings

Australian Standard: AS 3776



Chain Size (mm)	WLL (tonnes)	P (mm)	A (mm)	K (mm)	Mass (kg)	Part No.	Markings
6.0	1.1	8	13	51	0.2	40310Y	6-8 YH
7.1/8.0	2.0	10	15	60	0.3	40311Y	YH 7 + 8 - 8
10.0	3.2	13	20	84	0.6	40312Y	YH 10 - 8
13.0	5.3	16	25	102	1.4	40313Y	YH 13 - 8
16.0	8.0	20	30	114	2.2	40314Y	YH 16 - 8
20.0	12.5	23	36	132	3.8	40315Y	YH 20 - 8
22.0	15.0	26	38	165	4.6	40316Y	YH 22 - 8
26.0	21.2	29	41	187	10.3	40317Y	YH 26 - 8
32.0	31.5	37	57	230	20.0	40318Y	YH 32 - 8

► HA8 Eye Cradle Grab Hook

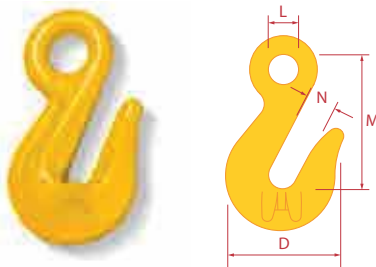
Designed with a cradle support that reduces the risk of damaging chain links. No reduction in WLL when used as a shortening hook on cradle type with supporting wings.

32mm supplied without supporting wing.

Test certificates supplied.

Applications: Shortening and reeving of chain slings

Australian Standard: AS 3776



Chain Size (mm)	WLL (tonnes)	D (mm)	L (mm)	M (mm)	N (mm)	Mass (kg)	Part No.	Markings
10.0	3.2	65	19	78	12	0.5	40312A	10 - 8 HA 3/8
13.0	5.4	80	25	100	14	1.5	40313A	13 - 8 HA 1/2
16.0	8.0	104	32	121	19	2.0	40314	16 - 8 HA 5/8
20.0	12.5	124	37	140	22	3.2	40315	18/20-8 HA 3/4
22.0	15.5	144	44	165	25	4.7	40316	22-8 HA 7/8
26.0	21.6	178	48	206	30	9.4	40317	26-8 HA 1
32.0	23.6	210	57	267	38	18.1	40318	1 1/4 Alloy T8

► Gr8 Eye Foundry Hook

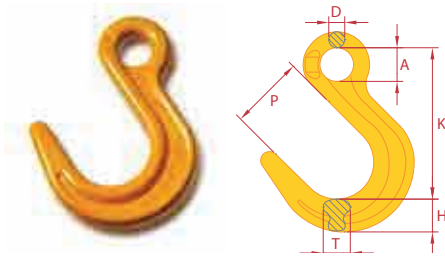
For use where large throat openings are necessary.

Test certificates supplied.

Hooks without a latch are generally used for specific applications, therefore where there is a risk of the hooks becoming detached during use, a risk assessment shall be conducted in accordance with Section 11 of AS 3776.

Applications: Appropriate for foundry applications

Australian Standard: AS 3776



Chain Size (mm)	WLL (tonnes)	K (mm)	P (mm)	A (mm)	D (mm)	T (mm)	H (mm)	Mass (kg)	Part No.	Markings
7.1/8.0	2.0	122	61	24	12	20	30	0.7	40351Y	7+8 - YN
10.0	3.2	150	74	31	15	24	34	1.3	40352Y	10 - 8 YN 3/8"
13.0	5.3	180	88	40	20	34	42	2.4	40353Y	13 - 8 YN 1/2"
16.0	8.0	215	98	49	24	43	50	4.0	40354Y	16 - 8 YN 5/6"
20.0	12.5	248	112	60	28	46	57	6.8	40355Y	20 - 8 YN 3/4"

► HA8 Eye Foundry Hook

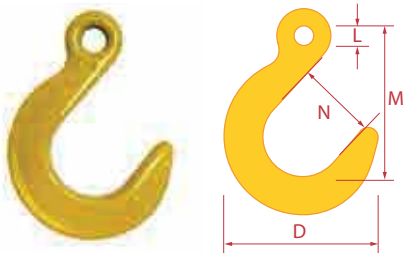
For use where large throat openings are necessary.

Test certificates supplied.

Hooks without a latch are generally used for specific applications, therefore where there is a risk of the hooks becoming detached during use, a risk assessment shall be conducted in accordance with Section 11 of AS 3776.

Applications: Chain slings, appropriate for foundry applications

Australian Standard: AS 3776



Chain Size (mm)	WLL (tonnes)	D (mm)	L (mm)	M (mm)	N (mm)	Mass (kg)	Part No.	Markings
7.1	1.6	121	16	121	63	1.1	40351	7 Foundry Alloy-8
10.0	3.2	146	19	146	76	1.9	40352	10 Foundry Alloy-8
13.0	5.4	171	25	175	89	3.2	40353	13 Foundry Alloy-8
16.0	8.0	198	32	205	102	5.3	40354	16 Foundry Alloy-8
20.0	12.5	232	38	235	114	9.1	40355	18/20 Foundry Alloy-8
22.0	15.5	256	44	264	127	11.8	40356	22 Foundry Alloy-8
26.0	21.6	283	54	294	140	16.7	40357	25 Foundry Alloy-8
32.0	32.8	322	60	327	152	26.5	40358	32 Foundry Alloy-8

► Gr8 Clevis Locking Shortening Clutch

Lockable clutch allows the shortening of a chain sling without loss of WLL.

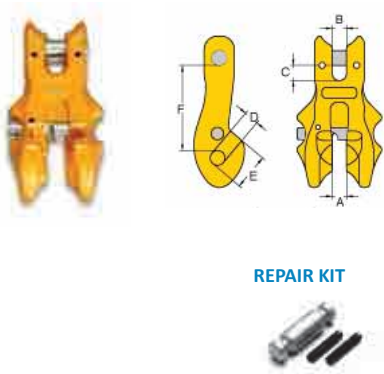
Enhanced security due to the locking mechanism that can be closed single-handedly to prevent the chain from disengaging.

Test certificates supplied.

Note: Always ensure the loaded chain passes out of the bottom of the Shortening Clutch. Not to be used as a bottom end fitting, back-hooking or reeving applications.

Applications: Shortening of chain slings

Australian Standard: AS 3776



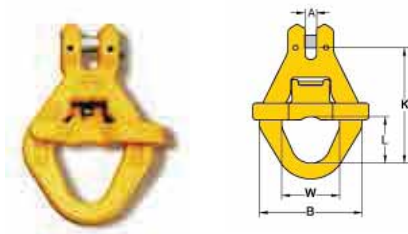
Chain Size (mm)	WLL (tonnes)	A (mm)	B (mm)	C (mm)	D (mm)	E (mm)	F (mm)	Mass (kg)	Part No.	Markings	Repair kit Part No.
6.0	1.1	7	7	10	7	18	50	0.3	40564Y	KCK - 6 - 8	41122Y
7.1/8.0	2.0	10	10	10	10	24	56	0.5	40565Y	KCK - 7 + 8 - 8	41123Y
10.0	3.2	12	12	12	12	28	66	0.9	40566Y	KCK - 10 - 8	41124Y
13.0	5.3	15	15	16	16	39	88	2.1	40567Y	KCK - 13 - 9	41125Y
16.0	8.0	18	21	19	19	48	103	3.7	40568Y	KCK - 16 - 10	41125Y
20.0	12.5	22	23	23	21	55	132	5.7	40569Y	KCK - 18/20 - 11	41127Y

► Gr8 Clevis Container Link

Supplied with spring gate.

Test certificates supplied.

Applications: Rubbish skips and recycling bins



Chain Size (mm)	WLL (tonnes)	A (mm)	K (mm)	L (mm)	W (mm)	B (mm)	Mass (kg)	Part No.	Markings
13	5.3	14	141	57	65	125	1.8	42015	KU 13-8

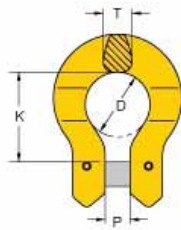
► Gr8 Omega Link

Not for use on PWB oblong links.

Test certificates supplied.

Applications: Suitable as chain end fitting

Australian Standard: AS 3776



REPAIR KIT



Chain Size (mm)	WLL (tonnes)	K (mm)	D (mm)	P (mm)	T (mm)	Mass (kg)	Part No.	Markings	Repair kit Part No.
7.1/8.0	2.0	36	27	9	11	0.2	41322Y	YO 6 - 8	41123Y
10.0	3.2	44	32	12	15	0.4	41323Y	YO 7+8 - 8	41124Y
13.0	5.3	55	42	16	17	0.8	41324Y	YO 10 - 8	41125Y
16.0	8.0	69	50	18	22	1.5	41325Y	YO 13 - 8	41126Y
18,20	12.5	71	58	21	28	2.1	41326Y	YO 18/20 - 8	41127Y

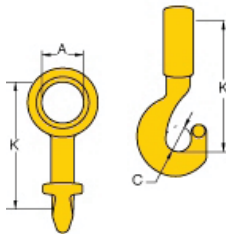
► Gr8 Twist Eye Choke Hook

Sliding along the chain length the Gr8 Twist Eye Choke Hook is designed for use in reeving applications with the Gr8 Omega Link used as the end fitting.

Test certificates supplied.

Applications: Reeving

Australian Standard: AS 3776



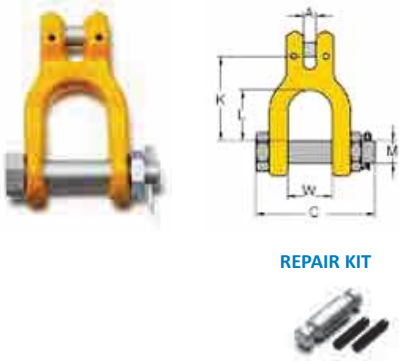
Chain Size (mm)	WLL (tonnes)	K (mm)	C (mm)	A (mm)	Mass (kg)	Part No.	Markings
7.1/8.0	2.0	95	19	32	0.4	42273	7 + 8 - 8 KE
10.0	3.2	116	21	41	0.8	42274	10 - 8 KE
13.0	5.3	150	27	50	2.0	42275	13 - 8 KE
16.0	8.0	185	32	67	3.1	42276	16 - 8 KE

► Gr8 Clevis Shackle

Designed specifically for use as a terminal end fitting with a clevis connection directly to chain.

Test certificates supplied.

Applications: End fitting
Australian Standard: AS 3776



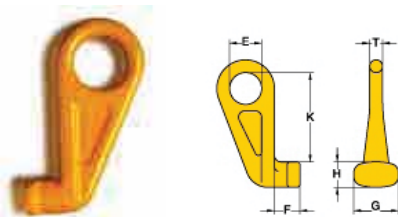
Chain Size (mm)	WLL (tonnes)	A (mm)	K (mm)	L (mm)	W (mm)	M (mm)	C (mm)	Mass (kg)	Part No.	Markings	Repair kit Part No.
7.1/8.0	2.0	9	59	35	33	16	79	0.4	40045	7 + 8 - 8 YR	41123Y
10.0	3.2	11	78	48	37	20	93	0.8	40047	10 - 8 YR	41124Y
13.0	5.3	14	98	64	49	22	118	1.4	40048	13 - 8 YR	41125Y
16.0	8.0	18	112	69	60	28	141	2.5	40050	16 - 8 YR	41126Y

► Gr8 Container Hook

A special purpose hook suitable for lifting cargo containers.

Test certificates supplied.

Applications: Cargo containers



Type	WLL (tonnes)	K (mm)	E (mm)	F (mm)	T (mm)	G (mm)	H (mm)	Mass (kg)	Part No.	Markings
Straight	12.5	192	70	45	25	75	48	3.9	42172Y	KA - S
Left 45	12.5	192	70	45	25	75	48	3.9	42173Y	KA - L
Right 45	12.5	192	70	45	25	75	48	3.9	42174Y	KA - R

► Gr8 Clevis 'C' Hook

A general purpose hook that can be mechanically coupled for easy assembly and use.

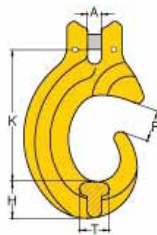
Test certificates supplied.

Hooks without a latch are generally used for specific applications, ie. not for lifting use.

Where there is a risk of the hooks becoming detached during use, a risk assessment shall be conducted in accordance with Section 11 of AS 3776.

Applications: Logging

Australian Standard: AS 3776



Chain Size (mm)	WLL (tonnes)	A (mm)	K (mm)	P (mm)	T (mm)	H (mm)	Mass (kg)	Part No.	Markings	Repair kit Part No.
7.1/8.0	2.0	9	80	19	18	22	0.5	40395	FE 7+8 -8	41123Y
10.0	3.2	11	105	26	24	26	0.9	40396	FE 10-8	41124Y
13.0	5.3	14	138	34	32	34	2.1	40397	FE 13-8	41125Y
16.0	8.0	18	170	38	37	45	3.6	40398	FE 16-8	41126Y

REPAIR KIT



► Gr8 Clevis Forest Hook

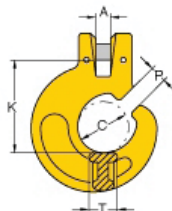
Designed for reeving applications with a narrow throat opening to prevent chain being accidentally dislodged in use.

Test certificates supplied.

Hooks without a latch are generally used for specific applications, therefore where there is a risk of the hooks becoming detached during use, a risk assessment shall be conducted in accordance with Section 11 of AS 3776.

Applications: Reeving and logging

Australian Standard: AS 3776



Chain Size (mm)	WLL (tonnes)	K (mm)	P (mm)	T (mm)	A (mm)	C (mm)	Mass (kg)	Part No.	Markings	Repair kit Part No.
7.1/8.0	2.0	58	10	18	9	32	0.5	40389Y	YT - 7 + 8 - 8	41123Y
10.0	3.2	82	12	21	13	45	0.9	40390Y	YT 10 - 8	41124Y
13.0	5.3	100	16	27	14	47	1.7	40391Y	YT 13 - 8	41125Y

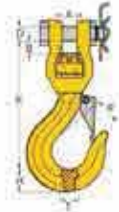
REPAIR KIT



▶ Gr8 Shackle Eye Swivel Hook

Test certificates supplied.

Applications: Chain slings
Australian Standard: AS 3776



REPAIR KIT



Chain Size (mm)	WLL (tonnes)	K (mm)	P (mm)	D (mm)	A (mm)	B (mm)	T (mm)	H (mm)	Mass (kg)	Part No.	Markings	Repair Kit Part No.
16.0	8.0	225	54	28	28	28	35	45	5.9	42345	YSW - 16 - 8	43956Y

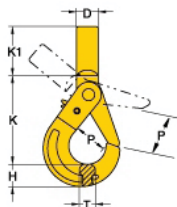
▶ Gr8 Shank Self-Lock Hook

With all the features of the traditional self-lock hook, these can be machined to suit your specific application (PWB Anchor Limited does not provide machining service).

Test certificates supplied.

** d min = the minimum shank dimension after machining.
Note: Proof testing must be conducted after machining the shank.

Australian Standard: AS 3776



REPAIR KIT



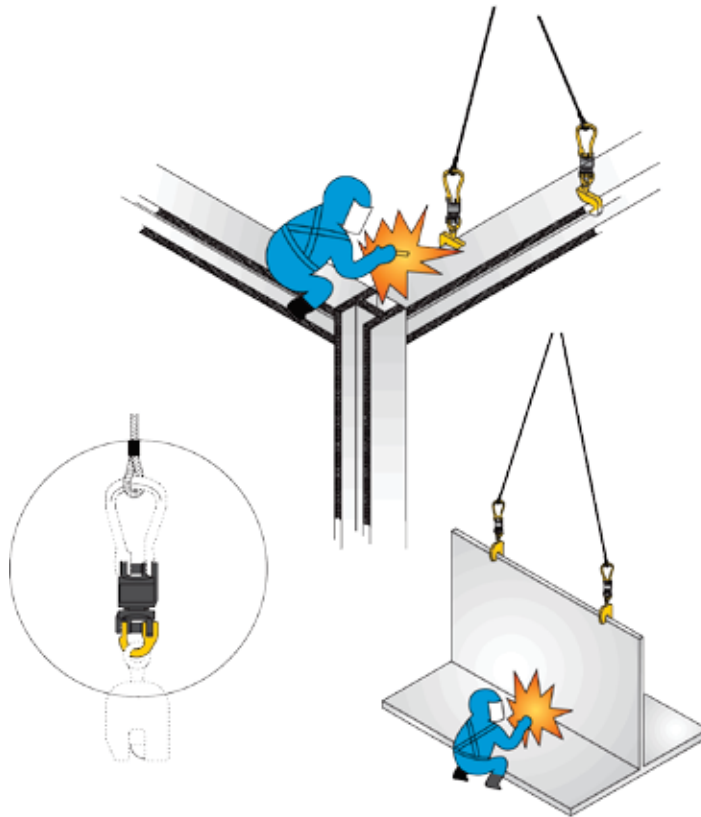
WLL (tonnes)	K (mm)	P (mm)	K1 (mm)	D (mm)	d min** (mm)	T (mm)	H (mm)	Mass (kg)	Part No.	Markings	Repair Kit Part No.
1.1	90	29	37	21	11	15	19	0.5	40487Y	YE 6 - 8	42040Y
2.0	115	34	43	25	13	20	24	0.9	40488Y	YE 7 + 8 - 8	40341Y
3.2	135	44	48	29	16	26	30	1.5	40504Y	YE 10 - 8	40342Y
5.3	171	52	64	34	20	33	39	3.0	40505Y	YE 13 - 8	40343Y
8.0	204	60	75	37	25	36	49	5.5	40506Y	YE 16 - 8	41433Y
12.5	219	90	90	43	38	48	62	8.6	40507Y	YE 18/20 - 8	40630Y
15.0	251	80	115	51	45	49	63	11.8	40508Y	YE 22 - 8	40631Y
21.2	271	99	151	65	50	56	69	16.9	40509Y	YE 26 - 8	40632Y

Gr8 Insulated Swivels & Fittings

A system for universal coupling of components to chain, wire rope and synthetic slings.

All components are forged from high-alloy steel and are compatible with forged chain and fittings. Assembly is fast and easy with only a hammer required. Individual swivels and components are 100% proof load tested to a minimum standard.

All swivels are individually tested during manufacturing to assure insulating properties. Insulated swivels are designed with a ball bearing which swivels fully under load.



► Component Selection Guide

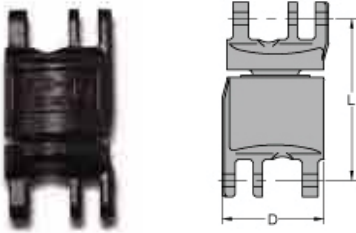


Chain Size (mm)	Gr8 Connector Pin & Sleeve	Gr8 Insulated Swivels	Gr8 Coupling Master Link	Gr8 Round Sling Coupling	Gr8 Half Coupling Link Assembly	Gr8 Coupling Self-Lok Hook	Gr8 Coupling Hook & Latch
7.1/8.0	40845Y	42325	42356	42351	42340	42361	42367
10.0	40846Y	42327	42357	42352	42341	42362	42368
13.0	40847Y	42328	42358	42353	42342	42363	42369
16.0	42080Y	42329	42359	42354	42343	42364	42370
18/20	42081Y	42330	42360	42355	42344	42365	42371

► Gr8 Insulated Swivels with ball bearing

Test certificates supplied.

Applications: Chain and wire rope slings (for use during welding).



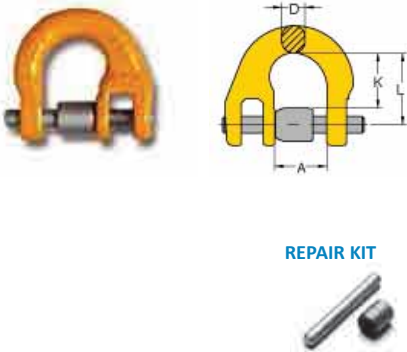
Chain Size (mm)	WLL (tonnes)	D (mm)	L (mm)	Mass (kg)	Part No.	Markings
7.1/8.0	2.0	50	75	0.5	42325	BSI - 7 + 8 - 8
10.0	3.2	62	94	1.1	42327	BSI - 10 - 8
13.0	5.3	77	123	2.3	42328	BSI - 13 - 8
16.0	8.0	94	143	4.2	42329	BSI - 16 - 8
18/20	12.5	109	164	6.4	42330	BSI - 18/20 - 8

► Gr8 Half Coupling Link Assembly

Test certificates supplied.

Applications: Chain and wire rope slings

Australian Standard: AS 3776



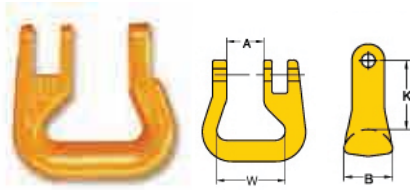
Chain Size (mm)	WLL (tonnes)	L (mm)	A (mm)	D (mm)	K (mm)	Mass (kg)	Part No.	Markings	Repair kit Part No.
7.1/8.0	2.0	28	18	9	22	0.1	42340	7+8-8	40845Y
10.0	3.2	34	25	11	26	0.2	42341	10 - 8	40846Y
13.0	5.3	45	30	16	35	0.4	42342	13 - 8	40847Y
16.0	8.0	50	36	19	38	0.6	42343	16 - 8	42080Y
18/20	12.5	60	42	22	46	1.1	42344	18/20 - 8	42081Y

► Gr8 Round Sling Coupling

Test certificate supplied.

Gr8 Connector Pin & Sleeve sold separately. Refer page 36.

Applications: Synthetic slings
Australian Standard: AS 3776



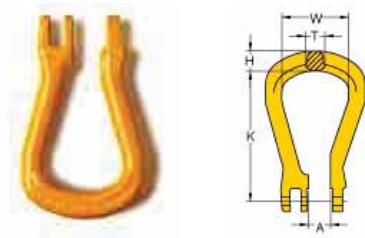
Chain Size (mm)	WLL (tonnes)	K (mm)	W (mm)	A (mm)	B (mm)	Mass (kg)	Part No.	Markings
7.1/8.0	2.0	33	40	18	24	0.2	42351	YW 7 + 8 - 8
10.0	3.2	42	47	25	29	0.4	42352	YW 10 - 8
13.0	5.3	51	53	30	35	0.7	42353	YW 13 - 8
16.0	8.0	63	67	36	44	1.3	42354	YW 16 - 8
18/20	12.5	71	80	42	52	2.1	42355	YW 18/20 - 8

► Gr8 Coupling Master Link

Test certificate supplied.

Gr8 Connector Pin & Sleeve sold separately. Refer page 36.

Applications: chain, wire rope and synthetic slings
Australian Standard: AS 3776



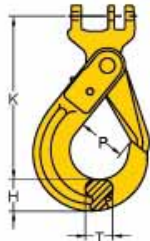
Chain Size (mm)	WLL (tonnes)	K (mm)	W (mm)	T (mm)	H (mm)	A (mm)	Mass (kg)	Part No.	Markings
7.1/8.0	2.0	100	50	15	15	15	0.3	42356	ECO - 7 + 8 - 8
10.0	3.2	127	65	19	19	19	0.7	42357	ECO - 10 - 8
13.0	5.3	145	72	23	22	25	1.0	42358	ECO - 13 - 8
16.0	8.0	174	80	25	26	30	1.6	42359	ECO - 16 - 8
20.0	12.5	202	104	31	36	36	3.0	42360	ECO - 18/20 - 8

► Gr8 Coupling Self-Lock Hook

Test certificate supplied.

Gr8 Connector Pin & Sleeve sold separately. Refer page 36.

Applications: chain, wire rope and synthetic slings
Australian Standard: AS 3776



REPAIR KIT



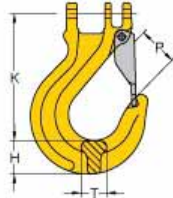
Chain Size (mm)	WLL (tonnes)	K (mm)	P (mm)	T (mm)	H (mm)	Mass (kg)	Part No.	Markings	Repair kit Part No.
7.1/8.0	2.0	136	34	20	24	0.8	42361	YL 7 + 8 - 8	40341Y
10.0	3.2	154	44	26	30	1.4	42362	YL 10 - 8	40342Y
13.0	5.3	202	52	30	39	2.9	42363	YL 13 - 8	40343Y
16.0	8.0	242	60	36	49	5.4	42364	YL 16 - 8	41433Y
18/20	12.5	257	90	48	62	8.1	42365	YL 18/20 - 8	40630Y

► Gr8 Coupling Hook & Latch

Test certificate supplied.

Gr8 Connector Pin & Sleeve sold separately. Refer page 36.

Applications: chain, wire rope and synthetic slings
Australian Standard: AS 3776



REPAIR KIT



Chain Size (mm)	WLL (tonnes)	K (mm)	P (mm)	T (mm)	H (mm)	Mass (kg)	Part No.	Markings	Repair kit Part No.
7.1/8.0	2.0	93	30	19	23	0.4	42367	EB - 7 + 8 - 8	43953Y
10.0	3.2	115	36	23	31	0.9	42368	EB - 10 - 8	43954Y
13.0	5.3	141	42	28	36	1.8	42369	EB - 13 - 8	43955Y
16.0	8.0	166	47	32	45	3.0	42370	EB - 16 - 8	43956Y
20.0	12.5	191	52	43	48	4.7	42371	EB - 18/20 - 8	41037Y

► Gr8 Master Link - DNV

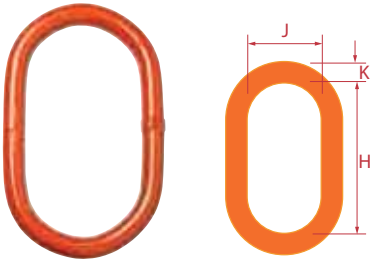
PWB® DNV Master Links are designed for use in the offshore industry.

Certified in accordance with DNV Specification 2-7-1 offshore container and DNV rules for lifting applications - Loose Gear.

Test certificates available on request.

Applications: Offshore

Standard: DNV 2-7-1



WLL (tonnes)	H (mm)	J (mm)	K (mm)	Mass (kg)	Part No.	Markings
11.8	284	147	28	3.80	42375	HA - 28ML
17.1	284	147	32	5.10	42376	HA - 32ML
23.0	284	147	36	6.50	42377	HA - 36ML
28.1	294	165	40	8.50	42378	HA - 40ML

► Gr8 Master Link Multi - DNV


PWB® DNV Master Links are designed for use in the offshore industry.

Certified in accordance with DNV Specification 2-7-1 offshore container and DNV rules for lifting applications - Loose Gear.

Test certificates available on request.

Applications: Offshore

Standard: DNV 2-7-1



WLL (tonnes)	H (mm)	J (mm)	K (mm)	T (mm)	U (mm)	V (mm)	Mass (kg)	Part No.	Markings
11.8	270	140	28	147	74	20	5.89	42380	HA - 26QA
17.1	270	140	32	200	101	25.5	9.67	42381	HA - 32QA
23.0	270	140	36	200	105	28	11.9	42382	HA - 36QA
28.1	280	155	40	210	116	32	16.4	42383	HA - 40QA

Commonly Asked Questions

➤ Herc-Alloy 800™

How can I tell the difference in the range of PWB Anchor Chains?

PWB Anchor manufactures a range of chain in various grades and sizes. Chain manufactured by PWB Anchor is usually marked or stamped with PWB and/or its grade at regular link intervals.

Can Herc-Alloy 800™ Chain be oiled before storage?

PWB Anchor recommends the "light" oiling of Herc-Alloy 800™ Chain Slings prior to prolonged storage. Suggested lubricant WD40.

Can I use Herc-Alloy 800™ Chain in a corrosive environment?

Herc-Alloy 800™ Chain and fittings should not be used in acidic or other corrosive environments. Please contact your nearest PWB Anchor branch for more information about the use of our chains in these types of environments.

What is the Australian Standard for Herc-Alloy 800™ Chain?

Herc-Alloy 800™ Chain is manufactured to exacting quality control standards and conforms to the mechanical properties of grade T chain specified in Australian Standard AS2321.

What are the markings on chains?

Each manufacturer of chain may mark their chain in a different manner to distinguish its grade or type. However, most rated lifting chains should at least have its grade marked at regular link intervals.

Should I weld Herc-Alloy 800™ Chain?

No, do not weld Herc-Alloy 800™ Chain or fittings to another material or try to join them. The heat applied during the welding process would be detrimental to the product and would adversely and significantly compromise its performance.

Can I galvanise or plate Herc-Alloy 800™ Chain?

Herc-Alloy 800™ Chain and fittings must never be hot dip galvanised, mechanically galvanised or electroplated, except by PWB Anchor. The heat that would transfer to the product during the galvanising or plating process would be significantly detrimental to the product.

Are Herc-Alloy 800™ Chain and fittings heat treated?

Herc-Alloy 800 Chain™ & fittings are heat treated under strict supervision during the production process. They do not require periodic heat treatment and must never be reheated by customers and end users.

➤ Chain slings

Is there an Australian Standard to cover Herc-Alloy 800™ Chain Slings?

Factory assembled chain slings are tested and tagged in accordance with AS3775.

How often should I check my chain sling?

A chain sling should be inspected before each use to ensure it is free from damage and wear. It is important to check chain slings regularly, based on their frequency of use. Authorised PWB Anchor distributors are able to offer an inspection and testing service tailored to individual user's needs.

Is it possible to purchase chain sling assemblies that have no mechanical joining devices?

PWB Anchor can provide fully welded chain sling assemblies that have no mechanical joining devices. Prices and lead times are available upon request.

What is De-rating?

A reduction in the capacity of a chain, component or sling with a consequent revision of its Working Load Limit (WLL), due to factors including how it is used, what it is used for, its surface finish and the work environment.

On Herc-Alloy 800™ Pre-assembled Chain Slings, what is the difference between the two bottom fittings available, the Clevis Self-Lock Hook and the Clevis Safety Latch Hook?

The Clevis Self-Lock Hook will lock itself when the load is engaged. The Clevis Safety Latch Hook is a general latch (spring loaded).

Can I use my Herc-Alloy 800™ Chain Sling as a tow chain?

Yes, providing the sling is tagged with its WLL, ensure you know what the load to be towed is and that you never exceed the WLL under any circumstances. Once used as a towing chain, the sling should never be used for lifting.

Under what heat conditions can Herc-Alloy 800™ Chain Slings be used?

Where temperatures are likely to be higher than 200°C reductions in the working load limits of Herc-Alloy 800™ Chain Slings should be applied.

Temperature range °C	Reduction of WLL while heated
Up to 200	Nil
200-300	10%
300-400	25%
Over 400	Do not use



YELLOW POINT SERIES LIFTING POINTS

GR8 + 10 SWIVEL LIFTING POINT	44
GR8 EYE POINT	45
GR8 WELD-ON HOOK	45
GR8 WELD-ON LIFTING POINT	46
GR8 BOLT-ON TIE DOWN POINT	46
SWIVEL HOIST RING	47
WELDING INSTRUCTIONS	48

► Gr8+10 Swivel Lifting Point

360° swivel with 180° pivot function.

Hoist ring and bail are manufactured from quenched and tempered, forged alloy steel.

Test certificates supplied.

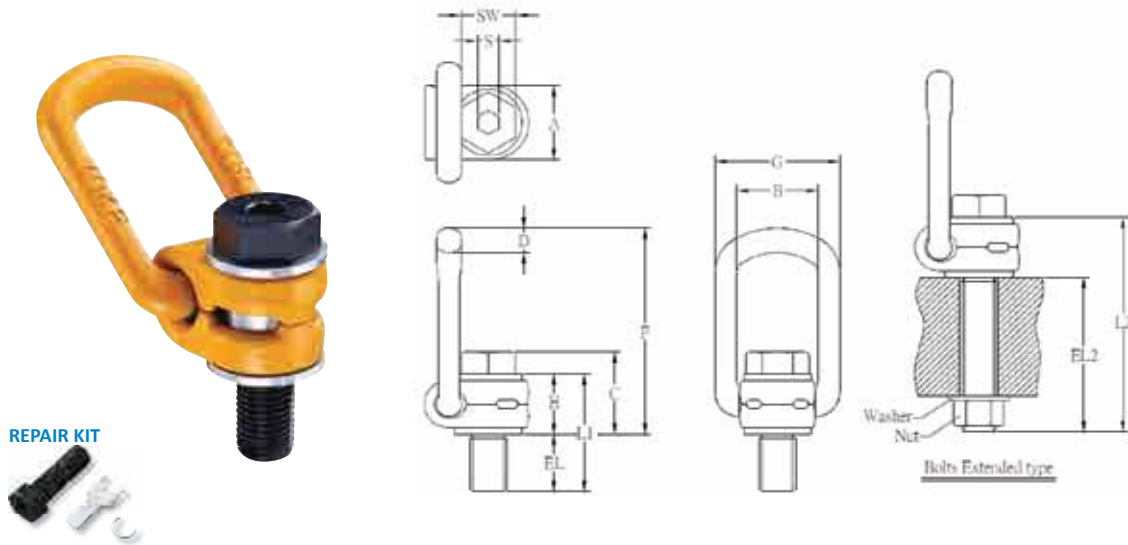
Rated at 100% at 90° angle.

Bolts are metric thread grade 10.9.

Standard and long bolt type available.

100% Magnaflux crack detection, 20,000 cycle fatigue tested.

Applications: Machinery and various lifting and lashing applications



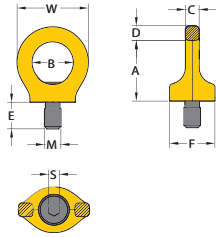
Description	Torque in Nm	B (mm)	EL (mm)	L1 (mm)	A (mm)	G (mm)	D (mm)	F (mm)	H (mm)	S (mm)	Mass (kg)	Part No.	Repair kit Part No.	L2 (mm)	EL2 (mm)	Part No.	Repair kit Part No.
Standard Swivel Lifting Point														Elongated Swivel Lifting Point			
M8 0.3t	30	35	11	45	30	55	10	85	35	6	0.2	41001	41017	105	76	41055	41068
M10 0.63t	60	35	16	50	30	55	10	85	36	8	0.3	41002	41020	125	96	41056	41069
M12 1.0t	100	37	18	60	33	57	13.5	98	44	8	0.5	41003	41021	150	114	41057	41070
M16 1.5t	150	37	24	60	33	57	13.5	98	46	10	0.5	41004	41022	185	149	41058	41071
M20 2.5t	250	54	30	80	50	82	16.5	140	57	12	1.3	41005	41023	230	186	41059	41072
M24 4.0t	400	54	36	85	50	82	16.5	140	59	14	1.4	41006	41024	265	221	41060	41073
M27 4.0t	400	65	38	110	60	99	22.5	170	79	17	2.8	41009	41084	-	-	-	-
M30 5.0t	500	65	48	115	60	99	22.5	170	81	17	3.1	41010	41028	340	278	41061	41074
M36 7.0t	700	65	54	125	60	99	22.5	178	88	22	3.3	41011	41041	-	-	-	-
M36 8.0t	800	85	62	140	77	124	26.5	225	101	22	5.8	41012	41042	300	222	41062	41075
M42 10.0t	1000	85	72	150	77	124	26.5	225	104	24	6.3	41013	41043	350	272	41065	41076
M42 15.0t	1500	104	63	150	95	158	36	261	117	24	10.9	41014	41044	350	264	41066	41078
M48 20.0t	2000	104	72	160	95	158	36	261	121	27	11.6	41015	41045	385	297	-	-

► Gr8 Eye Point

Designed by forged alloy steel, quenched and tempered.
 360° rotation.
 100% magnaflux crack detection.

Test certificates supplied.

Applications: Lifting and lashing applications



Bolt Size (mm)	WLL (tonnes)	A (mm)	B (mm)	C (mm)	D (mm)	E (mm)	F (mm)	Mass (kg)	Part No.
M12 X 1.75 X 28	0.75	42	30	10	13	18	33	0.2	47314
M16 X 2.00 X 30	1.5	51	35	14	13	24	35	0.3	47315
M24 X 3.00 X 48	3.2	70	48	19	21	36	52	0.9	47316
M30 X 3.50 X 55	4.5	86	60	24	26	45	62	1.7	47317

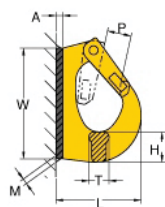
► Gr8 Weld-On Hook

For use as a spreader beam lifting attachment or for fixed anchor point. Allows for axial loading and positive locking with the safety latch.

Welding instructions supplied with each unit.

Test certificates supplied.

Applications: Spreader beams and excavator bucket lifting points



REPAIR KIT



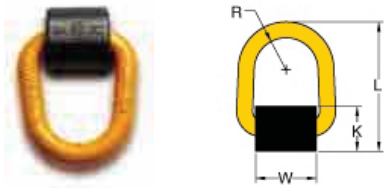
WLL (tonnes)	P (mm)	L (mm)	T (mm)	H (mm)	W (mm)	A (mm)	M (mm)	Mass (kg)	Part No.	Markings	Repair kit Part No.
1.0	18	70	18	27	95	7	4	0.6	40915Y	YX1	41029Y
2.0	25	85	20	30	115	8	5	1.0	40916Y	YX2	41034Y
3.0	28	107	23	30	133	9	6	1.4	40919Y	YX3	41031Y
4.0	28	114	30	38	142	10	7	2.0	40920Y	YX4	41032Y
5.0	30	135	31	47	167	12	7	3.0	40917Y	YX5	41035Y
8.0	32	137	39	52	176	12	8	3.8	40921Y	YX6	41033Y

► Gr8 Weld-On Lifting Point

Designed for use as a fixed anchor and/or lifting point.
Welding instructions supplied with each unit.

Test certificates supplied.

Applications: Fixed anchor, lashing or lifting point



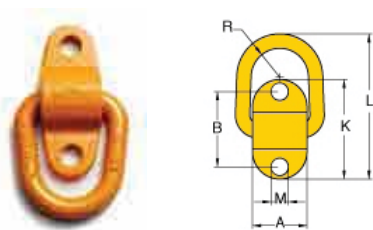
WLL (tonnes)	W (mm)	K (mm)	R (mm)	L (mm)	Mass (kg)	Part No.	Markings
1.0	50	38	24	105	0.5	42285	DAA - 1 tonne
3.0	58	48	29	112	0.8	42286	DAA - 3 tonne
5.0	64	61	33	154	1.8	42287	DAA - 5 tonne
8.0	61	73	34	169	2.6	42288	DAA - 8 tonne
10.0	75	73	41	191	3.1	42289	DAA - 10 tonne
15.0	91	93	50	234	6.5	42290	DAA - 15 tonne

► Gr8 Bolt-On Tie Down Point

Designed for use as a fixed anchor or lifting point. Supplied without bolt.

Test certificates supplied.

Applications: Fixed anchor, lashing or lifting point

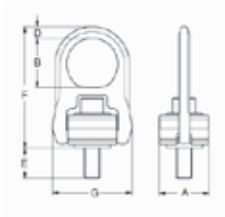


WLL (tonnes)	A (mm)	B (mm)	R (mm)	M (mm)	K (mm)	L (mm)	Mass (kg)	Part No.	Markings
1.0	50	72	24	14	98	139	0.8	42277	DAB - 1 tonne
3.0	58	84	29	16	114	144	1.1	42278	DAB - 3 tonne
5.0	64	116	33	20	160	203	2.5	42279	DAB - 5 tonne

► Swivel Hoist Ring, with alloy steel washer

Designed for lifting heavy loads.
 Hoist rings are 360° degrees swivel with 180° pivot function.
 Rated at 100% at 90° angle.
 100% magnaflux crack detection.

Applications: Lashing or lifting point.



WLL (tonnes)	Torque in Nm	E (mm)	A (mm)	B (mm)	D (mm)	F (mm)	G (mm)	Mass (kg)	Part No.
1.05	38	15.0	65	64	15	158	105	1.7	40994
1.90	81	20.0	65	64	15	158	105	1.8	40993
2.15	136	25.0	65	64	15	158	105	1.8	40995
4.20	312	26.0	85	79	19	204	134	4.2	40996
4.20	312	56.0	85	79	19	204	134	4.3	40991
7.00	637	81.0	100	100	25	241	160	6.7	40992
11.00	1005	76.0	120	111	30	286	194	15.5	40997
12.50	1005	95.0	120	111	30	286	220	16.5	40998

Welding instructions

➤ Preperation

- Prior to welding, the contact areas must be free from impurities, oil, paint, rust, scale etc.
- If the surface is corroded, all rust must be completely removed from the weld area. Painted surfaces must be prepared in the same way.
- The carbon content of the steel support member must be less than 0.40%.
- In ambient temperatures of 10°C and below, pre-heating of the weld area prior to welding must be carried out.
- Important: Do not weld in the open air during bad weather.

➤ Welding material

- Weld material is to have a minimum tensile strength of 483MPa, following the electrode manufacturer's recommendations.
- MIG arc welding.
- Wire diameter 0.8 - 1.2 as per DIN 8559-SG 3, AWS A 5.18.
- Important: do not weld in the open air during bad weather.

➤ Seam welding

- The welds must be sufficiently strong to take the required loads.
- Before starting the final weld pass, clean the root pass to avoid inclusions.
- The complete welding operation must be carried out continuously so that the parts do not have time to cool.
- The complete construction can be annealed at <600°C without reduction of WLL.
- Do not rapidly cool the weld.
- A thorough inspection of the weld should be performed. No cracks, pitting, inclusions, notches or undercuts are allowed. If doubt exists, use a suitable NDT method, such as magnetic particle or liquid penetrant to verify the weld.
- If repair is required, grind out the defect and re-weld using the original qualified procedure.



GRADE 100 CHAIN & FITTINGS

COMPONENT SELECTION GUIDE	50
PWB® GRADE 100 CHAIN	51
MASTER LINKS	52
CONNECTORS	53
SELF-LOCKING HOOKS	53-54
SLING HOOKS	55
GRAB HOOKS	56
FOUNDRY HOOKS	57
GRIP SAFE HOOKS	57-58
COMMONLY ASKED QUESTIONS	59

PWB Anchor Grade 100 Range

► Component selection guide

Single Leg

Multi Leg

Chain Size (mm)	Single Leg		Multi Leg			Eye Sling Hook	Grab Hook
	Chain	Connecting Link	Master Link	Master Link	Multi Leg Assembly		
8.0	41900	42411	41909	41909	41918	42444	42460
10.0	41901	42412	41909	41910	41919	42445	42461
13.0	41902	42413	41910	41911	41920	42446	42462
16.0	41903	42414	41911	41912	41921	42447	42463
20.0	-	42415	-	-	-	42448	42464
22.0	-	42416	-	-	-	42449	42465
26.0	-	42417	-	-	-	42450	42482



Chain Size (mm)	Eye Foundry Hook	Eye Self-Locking Hook	Swivel Self-Locking Hook	Clevis Self-Locking Hook	Clevis Sling Hook	Clevis Grab Hook
8.0	42472	42420	42435	42428	42453	42467
10.0	42473	42421	42437	42429	42454	42468
13.0	42474	42422	42438	42430	42455	42469
16.0	42475	42423	42439	42431	42456	42470
20.0	42476	42424	42440	42432	42457	42471
22.0	-	42425	42441	42433	42458	42483
26.0	-	42426	42442	-	-	-

* Blank Single Leg & Multi- Leg Tags available separately


► PWB® Grade 100 Chain

Grade 100 chain is manufactured from hardened and tempered steel. Conforms to the mechanical properties of grade 100 (V400) chain. Available in a blue painted finish for easy identification.

Test certificates supplied.

Applications: Industrial lifting

Australian Standard: AS 2321



Chain Size (mm)	WLL (tonnes)	F (mm)	S (mm)	R (mm)	N.W (Kg)	Part No.	Marking
8	2.5	29.6	8	24	1.6	41900	PWB GR10
10	4.0	37.0	10	30	2.5	41901	PWB GR10
13	6.7	48.1	13	39	4.3	41902	PWB GR10
16	10.0	59.2	16	48	6.5	41903	PWB GR10

► Gr10 Master Link


The grade 100 range of oblong links allows for flexibility in selection and construction of chain sling or wire rope assemblies. For use in single and two leg applications. Available in a blue powder coat finish for easy identification.

Test certificates supplied.

Includes standard markings of PWB-G10-V400.

Applications: Chain or wire rope slings

Australian Standard: AS 3776



Chain Size 1 Leg (mm)	Chain Size 2 Leg (mm)	WLL (tonnes)	H (mm)	J (mm)	K (mm)	N.W (Kg)	Part No.	Markings
8-10	8	4.3	130	70	18	0.8	41909	10-41909-8
13	10	6.9	160	90	22	1.5	41910	13-41910-10
16	13	11.6	180	100	26	2.3	41911	16-41911-13
16	16	17.3	230	125	32	4.4	41912	41912-16

► Gr10 Multi Leg Assembly


Designed for use in 2, 3 or 4-leg assemblies, comprising a master link and two intermediate links, each with the same lifting capacity. Available in a blue powder coat finish for easy identification.

Test certificates supplied.

Includes standard markings of PWB-G10-V400.

Applications: Chain slings

Australian Standard: AS 3776



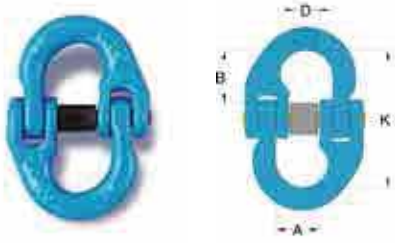
Chain Size (mm)	WLL (tonnes)	H (mm)	J (mm)	K (mm)	T (mm)	U (mm)	V (mm)	N.W (Kg)	Part No.	Marking
8	4.3	140	80	20	70	35	16	2.2	41918	41918-8
10	6.9	180	100	26	90	45	20	3.8	41919	41919-10
13	11.6	230	125	32	120	60	26	7.7	41920	41920-13
16	17.3	290	160	40	130	65	28	13.0	41921	41921-16

► Gr10 Connecting Link

Used to connect grade 100 chain to a master link, hooks and other components. Traditional design in a blue painted finish.

Test certificates supplied.

Applications: Chain slings
Australian Standard: AS 3776



REPAIR KIT



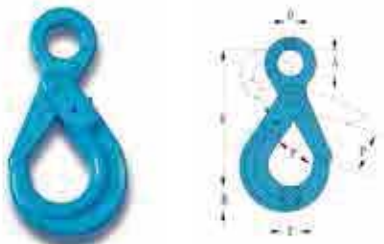
Chain Size (mm)	WLL (tonnes)	K (mm)	A (mm)	D (mm)	B (mm)	N.W (Kg)	Part No.	Marking	Repair kit Part No.
7-8	2.5	59	18	9	25	0.2	42411	7+8-10 1/4	42385
10	4.0	69	25	11	28	0.3	42412	10-10 3/8	42386
13	6.7	92	30	16	38	0.7	42413	13-10 1/2	42387
16	10.0	101	36	19	41	1.2	42414	16-10 5/8	42388
20	16.0	122	42	23	50	2.1	42415	20-10 3/4	42389
22	19.0	152	49	24	63	3.5	42416	22-10 7/8	42390
26	26.5	162	55	30	66	4.9	42417	26-10 1	42391

► Gr10 Eye Self Locking Hook

Easily closed with one hand, the self locking hook will lock itself when the load is engaged and will not disengage even if the load is temporarily set down.

Test certificates supplied.

Applications: Chain slings
Australian Standard: AS 3776



REPAIR KIT



Chain Size (mm)	WLL (tonnes)	K (mm)	P (mm)	A (mm)	D (mm)	T (mm)	H (mm)	N.W (Kg)	Part No.	Marking	Repair kit Part No.
7-8	2.5	136	34	25	11	20	24	0.8	42420	7+8-10 1/4	42403
10	4.0	167	44	32	13	26	30	1.5	42421	10-10 3/8	42404
13	6.7	207	51	40	16	30	39	3.0	42422	YC13 1/2	42405
16	10.0	252	60	50	21	36	49	5.8	42423	16-10 5/8	42406
20	16.0	290	70	60	23	53	65	10.2	42424	20-10 3/4	42407
22	19.0	319	80	70	24	49	63	12.7	42425	22-10 7/8	42408
26	26.5	343	99	80	25	56	69	15.2	42426	26-10 1	42409

► Gr10 Clevis Self Locking Hook

Can be mechanically connected to grade 100 chain for easy assembly and use.

Test certificates supplied.

Applications: Chain slings
Australian Standard: AS 3776



REPAIR KIT
LOAD PIN



REPAIR KIT



Chain Size (mm)	WLL (tonnes)	A (mm)	K (mm)	P (mm)	T (mm)	H (mm)	N.W (Kg)	Part No.	Marking	Repair kit Part No.	Repair kit Load pin Part No.
7-8	2.5	9	119	34	20	24	0.9	42428	7+8 1/4	42403	42534
10	4.0	11	142	44	26	30	1.4	42429	10 3/8	42404	42535
13	6.7	14	178	51	30	39	3.0	42430	13 1/2	42405	42536
16	10.0	18	213	60	36	49	5.6	42431	16-10 5/8	42406	42537
20	16.0	21	244	70	53	65	10.8	42432	20-10 3/4	42407	42538
22	19.0	24	273	80	49	63	13.1	42433	22-10 7/8	42408	42539

► Gr10 Swivel Self Locking Hook

Designed with ball bearing allowing the hook to swivel under load.

Test certificates supplied.

Applications: Chain and wire rope slings
Australian Standard: AS 3776



REPAIR KIT



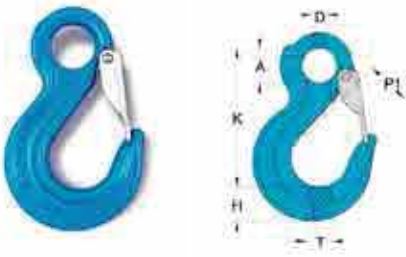
Chain Size (mm)	WLL (tonnes)	K (mm)	P (mm)	B (mm)	A (mm)	D (mm)	T (mm)	H (mm)	N.W (Kg)	Part No.	Marking	Repair kit Part No.
7-8	2.5	186	34	29	36	13	20	24	1.2	42435	7+8-10 1/4	42403
10	4.0	218	44	34	41	16	26	30	2.0	42437	10-10 3/8	42404
13	6.7	276	51	43	46	21	30	39	4.1	42438	13-10 1/2	42405
16	10.0	329	60	50	61	23	36	49	6.8	42439	16-10 5/8	42406
20	16.0	387	70	82	74	25	53	65	12.6	42440	20-10 3/4	42407
22	19.0	457	80	95	97	33	49	63	19.4	42441	22-10 7/8	42408
26	26.5	535	99	115	123	42	56	69	32.9	42442	26-10 1	42409

► Gr10 Eye Sling Hook with Latch

Fitted with sturdy spring loaded safety latch for added security in lifting.

Test certificates supplied.

Applications: Chain slings
Australian Standard: AS 3776



Chain Size (mm)	WLL (tonnes)	K (mm)	P1 (mm)	A (mm)	D (mm)	T (mm)	H (mm)	N.W (Kg)	Part No.	Marking	Repair kit Part No.
7-8	2.5	98	28	25	12	20	23	0.5	42444	7+8-10 1/4	43953Y
10	4.0	121	36	32	15	23	31	1.0	42445	10-10 3/8	43954Y
13	6.7	152	40	40	18	27	38	1.8	42446	13-10 1/2	43955Y
16	10.0	185	44	50	22	32	45	3.4	42447	16-10 5/8	43956Y
20	16.0	230	54	61	27	48	64	7.3	42448	20-10 3/4	41037Y
22	19.0	245	76	51	31	52	63	9.3	42449	22-10 7/8	41038Y
26	26.5	279	77	65	35	60	80	13.7	42450	26-10 1	41039Y

REPAIR KITS

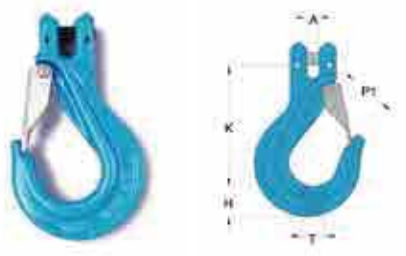


► Gr10 Clevis Sling Hook with Latch

Fitted with sturdy spring loaded safety latch for added security in lifting.

Test certificates supplied.

Applications: Chain slings
Australian Standard: AS 3776



Chain Size (mm)	WLL (tonnes)	A (mm)	K (mm)	P1 (mm)	T (mm)	H (mm)	N.W (Kg)	Part No.	Marking	Repair kit Load pin Part No.	Repair kit Part No.
7-8	2.5	9	98	27	18	22	0.6	42453	7+8-10 1/4	42534	43953Y
10	4.0	11	122	34	24	30	1.2	42454	10-10 3/8	42535	43954Y
13	6.7	14	147	44	30	37	2.3	42455	13-10 1/2	42536	43955Y
16	10.0	17	166	48	39	42	3.8	42456	16-10 5/8	42537	43956Y
20	16.0	24	207	57	48	64	8.7	42457	20-10 3/4	42538	41037Y
22	19.0	25	217	73	52	61	9.6	42458	22-10 5/8	42539	41038Y

REPAIR KIT



REPAIR KIT LOAD PIN



► Gr10 Eye Grab Hook

No reduction in WLL when used as a shortening hook on cradle type with supporting wings.

Test certificates supplied.

Applications: Used as a shortening device on chain slings, can also be used in back hooking (reeving) applications
Australian Standard: AS 3776



Chain Size (mm)	WLL (tonnes)	P (mm)	A (mm)	G (mm)	K (mm)	F (mm)	N.W (Kg)	Part No.	Marking
7-8	2.5	10	16	9	62	30	0.3	42460	7+8-10 1/4
10	4.0	13	20	13	82	40	0.6	42461	10-10 3/8
13	6.7	17	26	16	107	52	1.4	42462	13-10 1/2
16	10.0	21	30	20	132	57	2.4	42463	16-10 5/8
20	16.0	23	38	24	147	73	4.0	42464	20-10 3/4
22	19.0	26	38	26	164	70	5.0	42465	22-10 7/8
26	26.5	33	50	32	207	100	10.5	42482	26-10 1

► Gr10 Clevis Grab Hook

No reduction in WLL when used as a shortening hook on cradle type with supporting wings.

Test certificates supplied.

Applications: Used as a shortening device on chain slings, can also be used in back hooking (reeving) applications
Australian Standard: AS 3776



Chain Size (mm)	WLL (tonnes)	A (mm)	P (mm)	F (mm)	K (mm)	H (mm)	L (mm)	N.W (Kg)	Part No.	Marking	Repair kit Part No.
7-8	2.5	10	10	30	54	22	93	0.4	42467	7+8-10 1/4	42534
10	4.0	11	13	41	77	29	128	0.8	42468	10-10 3/8	42535
13	6.7	15	17	52	99	38	165	1.6	42469	13-10 1/2	42536
16	10.0	18	21	57	114	45	195	2.7	42470	16-10 5/8	42537
20	16.0	22	23	73	130	52	222	4.5	42471	20-10 3/4	42538
22	19.0	24	26	70	139	56	247	6.5	42483	22-10 7/8	42539

REPAIR KIT



► Gr10 Eye Foundry Hook

For use where large throat openings are necessary.

Test certificates supplied.

Applications: Not used for general chain sling applications, rather for use where a large throat opening is necessary. This hook is suitable for foundry applications and unusually bulky attachment points

Australian Standard: AS 3776



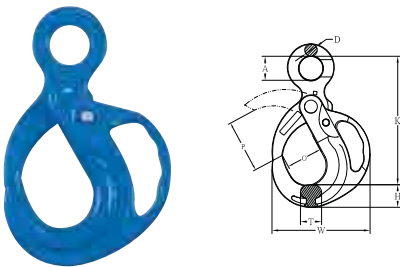
Chain Size (mm)	WLL (tonnes)	K (mm)	P (mm)	A (mm)	D (mm)	T (mm)	H (mm)	N.W (Kg)	Part No.	Marking
7-8	2.5	123	62	24	12	19	27	0.8	42472	7-8-10 9/32
10	4.0	149	74	32	15	23	32	1.6	42473	10-10 3/8
13	6.7	180	88	40	19	32	39	2.5	42474	13-10 1/2
16	10.0	213	98	50	25	41	47	4.4	42475	16-10 5/8
20	16.0	248	113	60	26	46	57	9.3	42476	20-10 3/4

► Gr10 Eye Grip Safe Locking Hook

Test certificates supplied.

Applications: Chain slings, wire rope slings, general lifting

Australian Standard: AS 3776



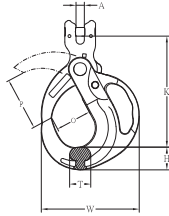
Chain Size (mm)	WLL (tonnes)	K (mm)	W (mm)	P (mm)	O (mm)	A (mm)	T (mm)	D (mm)	H (mm)	Mass (kg)	Part No.	Markings
16	10	277	212	114	78	50	39	21	47	6.3	42521	16-10 5/8
20	16	329	250	127	91	60	54	23	56	11.7	42522	20-10 3/4

► Gr10 Clevis Grip Safe Locking Hook

Test certificates supplied.

Applications: Chain slings, wire rope slings, general lifting

Australian Standard: AS 3776



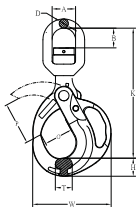
Chain Size (mm)	WLL (tonnes)	K (mm)	W (mm)	P (mm)	A (mm)	T (mm)	O (mm)	H (mm)	Mass (kg)	Part No.	Markings
16	10	243	212	114	18	39	78	47	6.4	42526	16-10 5/8
20	16	310	250	127	21	54	91	56	12.7	42527	20-10 3/4

► Gr10 Swivel Grip Safe Locking Hook

Test certificates supplied.

Applications: Chain slings, wire rope slings, general lifting

Australian Standard: AS 3776



Chain Size (mm)	WLL (tonnes)	K (mm)	W (mm)	P (mm)	O (mm)	A (mm)	B (mm)	T (mm)	D (mm)	H (mm)	Mass (kg)	Part No.	Markings
16	10	345	212	114	78	61	50	39	23	47	8.4	42531	16-10 5/8
20	16	433	250	127	91	74	82	54	25	56	14.5	42532	20-10 3/4
22	20	475	260	151	105	97	95	56	33	59	19.9	42533	22-10 7/8



SPECIALTY CHAINS MANUFACTURED BY PWB

SELECTING THE RIGHT CHAIN	62-63
CHAIN IDENTIFICATION	64-65
PWB® MINING SUSPENSION CHAIN	66
PWB® CALIBRATED HAND CHAIN	66
PWB® TRAILER SAFETY CHAIN	67
PWB® LONG CALIBRATED CHAIN	67
PWB® REGULAR CALIBRATED GOLD CHAIN	68
PWB® TRAWLING CHAIN	68
PWB® GRADE P CHAIN	68
PWB® FLAIL CHAIN	69
COMMONLY ASKED QUESTIONS	70

Selecting the right PWB Anchor Chain

► Sling chain

- Used for industrial lifting.
- Complies with Australian Standards.
- PWB Anchor manufacturers and/or supplies:
 - Herc Alloy 800™ - a premium grade high-tensile alloy lifting product
AS 2321 "Short-Link chain for lifting purposes (non calibrated)".
 - PWB® Gr10 - *The next generation of high grade premium lifting product*
 - Grade P - from higher tensile steel (hardened and tempered), with twice the lifting capacity of Grade L
AS 2321 "Short-Link chain for lifting purposes (non calibrated)".
 - Grade L - the highest quality lower tensile steel chain used for lifting
AS 2321 "Short-Link chain for lifting purposes (non calibrated)".

► Transport chain

- Made for use as a load restraint in the transport industry.
- Conforms to Australian Standard AS4344 "Cargo Restraint Systems - Transport Chain and Components".
- Chains are clearly marked with their lashing capacities and can be supplied in bulk quantities or in the form of load binding kits, with a range of suitable grab and claw hooks.
- PWB Anchor manufactures one type:
 - HiLITE™ - finished with zinc electroplating.

► Calibrated chain

- Is fitted to devices such as hoists and chain blocks.
- Also includes calibrated hand chain used to operate manual chain blocks, manual geared trolleys, roller doors etc.

► General purpose chain

- More commonly referred to as Proof Coil Chain.
- It is made in a variety of link sizes for a wide range of industrial and agricultural non-lifting purposes eg, fences, barriers, roof supports, etc.
- Proof Coil Chain comes in two link formations; regular and long.


Selecting the right PWB Anchor Chain

► Other chain

Other chain types include:

- Carburised chain - for special applications requiring high wear resistance.
- Flail Chain - for removing bark from timber.
- Trailer Safety Chain made to AS 4177.4
“Caravan and Light Trailer Towing Components: Safety Chains up to 3500kg capacity”.
- Load chain for manual lifting devices.

► Material/Grade

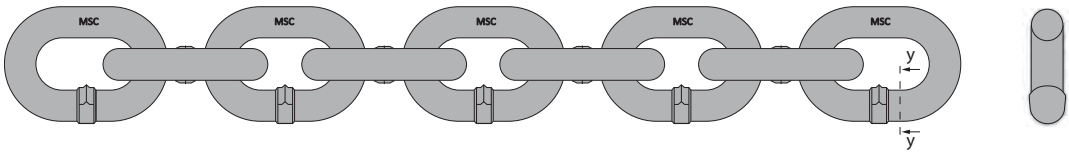



	PROOF COIL Mild Steel	No current standard
	MINING SUSPENSION Mild Steel	No current standard
28	TRAILER SAFETY Up to 3500kg capacity	AS 4177.4
31.5	GRADE L	AS 2321
50	GRADE P	AS 2321
70	HiLITE	AS/NZS 4344
80	HERC-ALLOY 800™	AS 2321
100	GRADE V	AS 2321

PWB Anchor Chain identification

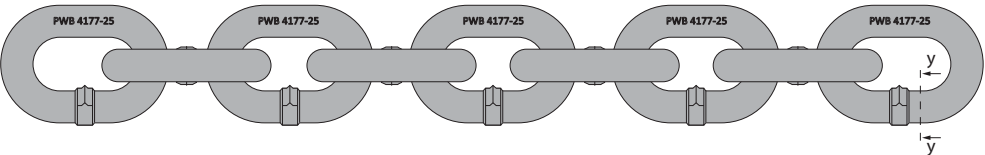
► Mining Suspension Chain - Chain identification (6.00mm - 13.00mm)


Use of the following charts is recommended to ensure that you only receive genuine PWB Anchor Chains.



Identification Marking	Chain Size (mm)	Markings	Stamp	Markings Interval	Letter Height (mm)	Weld Type
 MSC (Brand Mark)	6.0	MSC	Stamp	Every Link	1.6	Swell Reduced
	8.0	MSC	Stamp	Every Link	2.0	Flash Cut or Swell Reduced
	10.0	MSC	Stamp	Every Link	2.4	Flash Cut or Swell Reduced
	13.0	MSC	Stamp	Every Link	3.3	Flash Cut

► Trailer Safety Chain - Chain identification (8.00mm - 13.00mm)

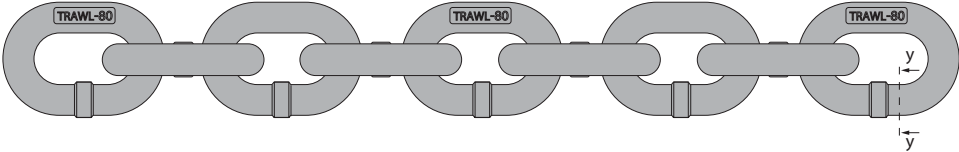



Identification Marking	Chain Size (mm)	Markings	Stamp	Markings Interval	Letter Height (mm)	Weld Type
 PWB 4177-25	8.0	PWB 4177-16	Stamp	Every Link	2.0	Swell Reduced
	10.0	PWB 4177-25	Stamp	Every Link	2.4	Swell Reduced
	13.0	PWB 4177-35	Stamp	Every Link	3.3	Swell Reduced

PWB Anchor Chain identification

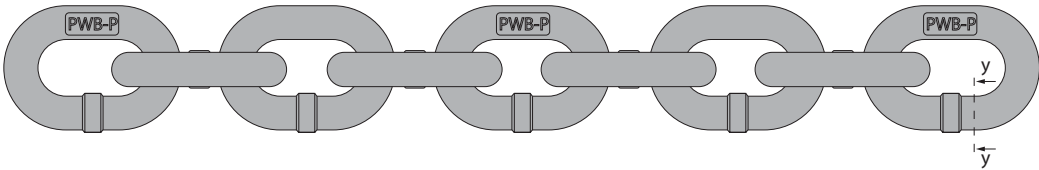
▶ Trawling Chain - Chain identification (10.00mm - 19.00mm)


Use of the following charts is recommended to ensure that you only receive genuine PWB Anchor Chains.



Identification Marking	Chain Size (mm)	Markings	Embossed	Markings Interval	Letter Height (mm)	Weld Type
	10.0	TRAWL-80	Embossed	6	2.4	Modified (trim)
	13.0	TRAWL-80	Embossed	4	3.3	Modified (trim)
	16.0	TRAWL-80	Embossed	4	4.0	Modified (trim)
TRAWL (Brand Mark) - Grade	19.0	TRAWL-80	Embossed	4	4.0	Modified (trim)

▶ Grade P Chain - Chain identification (10.00mm - 16.00mm)



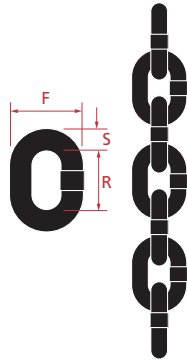
Chain Size (mm)	Markings	Stamp/ Embossed	Markings Interval	Letter Height (mm)	Weld Collar Type	Identification Marking
10.0	PWB-P	Stamp/Embossed	8	2.4	Smooth (trim)	
13.0	PWB-P	Embossed	6	3.3	Smooth (trim)	
16.0	PWB-P	Embossed	4	4.0	Modified (trim)	PWB (Brand Mark) - Grade

► PWB® Mining Suspension Chain

Mining Suspension Chain is manufactured in Australia from low grade carbon steel.

Proof load tested to twice the maximum working load. NOT suitable for industrial lifting purposes.

Applications: Suitable for the suspension of pipes or ducting in underground mines

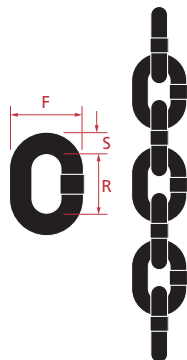


Chain Size (mm)	MWL (tonnes)	S (mm)	R (mm)	F (mm)	Galvanised Part No.	Metres/ 100kg	Link Marking
Short Link							
8	0.64	8.0	23.8	27.0	42213	67.8	MSC
10	1.0	10.0	29.8	34.3	42214	43.1	MSC
13	1.7	12.7	38.0	43.0	42215	27.7	MSC
Regular Link							
6	0.32	6.0	28.0	24.0	42085	135.7	MSC
8	0.53	7.6	35.8	29.2	42086	87.7	MSC
10	0.86	9.5	43.4	35.5	42087	57.8	MSC
Long Link							
10	0.75	9.5	53.1	39.0	42088	59.7	MSC

► PWB® Calibrated Hand Chain

Calibrated hand chain is manufactured so as to run freely in calibrated roller door hand wheels.

Applications: Suitable for roller doors



Chain Size (mm)	S (mm)	R (mm)	F (mm)	Part No.	Metres / 100kg	Marking
5mm	4.75	29.7	21.9	40058	41.5	NA

► PWB® Trailer Safety Chain

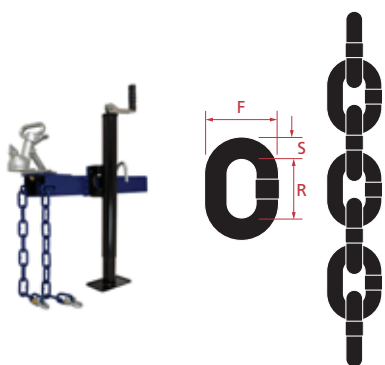
Manufactured in Australia, for use with trailers of up to 3500kg aggregate trailer mass.

Not suitable for lifting purposes.

“A chain attached between the drawbar and the towbar for the purpose of retaining connection between the towing vehicle and the trailer in the event of coupling failure” Standards Australia AS4177.4.

Applications: Trailer Safety Chain is the short length of chain fitted between the drawbar of the trailer and the towing point of the vehicle. It is designed to secure the trailer should the tow ball become disengaged.

Australian Standard: AS 4177.4

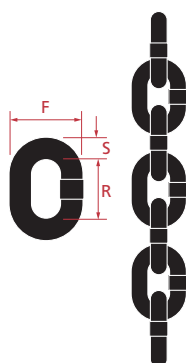


Chain Size (mm)	Aggregate Trailer Mass Max. (Kg)	S (mm)	R (mm)	F (mm)	Part No. (Self-colour)	Metres / 100kg	Part No. (Galvanised)	Metres / 100kg	Marking
8	1600	7.6	43.5	31.0	40194	93.4	41768	91.1	PWB 4177-16
10	2500	9.5	53.1	39.0	40196	61.2	40197	59.7	PWB 4177-25
13	3500	12.0	51.7	44.5	41144	35.5	40199	34.6	PWB 4177-35

► PWB® Long High-Tensile Calibrated Chain

Manufactured in Australia.

Applications: Agricultural machinery, feed out wagons

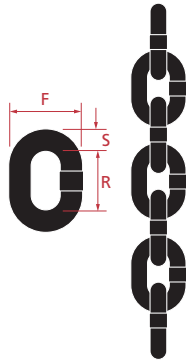


Chain Size (mm)	S (mm)	R (mm)	F (mm)	Part No.	Metres / 100kg	Marking
10mm	9.70	50.57	36.0	40243	57.9	None

➤ PWB® Regular Calibrated Gold Chain

Manufactured in Australia.

Applications: Specifically for use as emergency hand chain for roller door motors



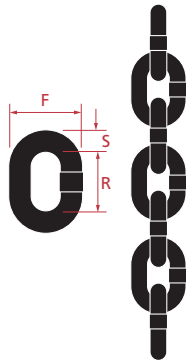
Chain Size (mm)	S (mm)	R (mm)	F (mm)	Part No.	Metres / 100kg	Marking
6mm	6.3	28.00	23.00	42436	128	PWB

➤ PWB® Trawling Chain

Trawling Chain is manufactured in Australia.

A specialised heat treatment procedure ensures both high strength and maximum hardness.

Applications: Suitable for all methods of commercial fishing

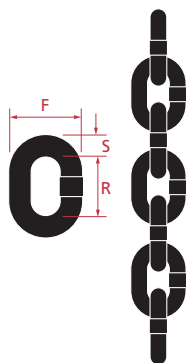


Chain Size (mm)	S (mm)	F (mm)	R (mm)	Part No.	Link	Marking
10	9.70	39.5	35.95	42016	MID	TRAWL-80
13	12.7	45.8	50.8	42509	MID	TRAWL-80
13	12.7	49.00	80.5	42017	LONG	TRAWL-80
16	16.0	57.30	59.6	42018	MID	TRAWL-80
19	19.0	66.50	76.0	42019	MID	TRAWL-80

➤ PWB® Grade P Chain

Grade P chain is manufactured from higher tensile steel (hardened and tempered) and provides twice the working load limit (WLL) of Grade L. This chain can be substituted where larger Grade L Chain would usually be required.

Applications: Anchor chain, mooring



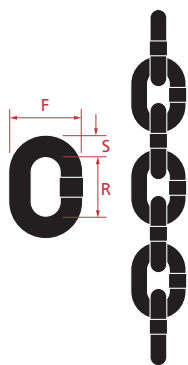
Chain Size (mm)	MWL (tonnes)	S (mm)	R (mm)	F (mm)	Links / Metre	Part No.	Metres/100kg	Link Marking
10	2.00	10.00	29.80	34.3	33.60	42037	43.9	PWB-P
13	3.38	12.50	38.00	42.5	26.30	42038	28.9	PWB-P
16	5.12	16.00	47.80	54.9	20.90	42039	17.5	PWB-P

► PWB® Flail Chain

Flail chain was developed with the support and input from various users within the timber industry. Used extensively throughout Australasia, PWB Anchor Flail Chain is manufactured in Australia and processed to meet the performance requirements of its application.

Available in bulk or cut lengths suited to your requirement.

Applications: Flail chain is used in the forestry industry for the de-barking of timber prior to chipping.



Chain Size (mm)	S (mm)	R (mm)	F (mm)	Part No.	Metres/100kg	Link Marking
16	16.00	47.80	57.8	68806	17.55	PWB-F

Commonly Asked Questions

➤ Trailer safety chain (TSC)

What is different about Trailer Safety Chain?

Trailer Safety Chain, unlike Proof Coil Chain must go through extra processes and testing to ensure it complies with the requirements of Australian Standard 4177.4 - 'Caravan and light trailer towing components Part 4: Safety chains up to 3500kg capacity'.

What are the ramifications of not using Trailer Safety Chain?

In the event of an accident, if any components do not comply with Australian Design rule 62/01 – Mechanical connections between vehicles, liability lawsuits are possible.

Why does Trailer Safety Chain come in 8, 10 and 13mm sizes?

Trailers above 3.5 tonnes Aggregate Trailer Mass are subject to comply with other regulations and may incorporate chain from Australian Standard, AS 2321 for 'Short Link Chain for Lifting Purposes.' Which encompasses a range of Grade 80 (Herc-Alloy) chain.

There are minimal practical applications for the 6mm size. It is also difficult to stamp, which is a requirement of Australian Standard 4177.4.

The most common 'box-trailers' up to 3.5 tonnes, utilise the 8mm, 10mm & 13mm Trailer Safety Chain in accordance with the appropriate Australian Design Rules.

What are the different sizes of Trailer Safety Chain used for?

Trailer Safety Chain is designed in sizes according to the capacities required on the Aggregate Trailer Mass (ATM). 8mm is for trailers up to 1.6 tonnes ATM (Stamped 'PWB 4177-16'). 10mm is for trailers up to 2.5 tonnes ATM (Stamped 'PWB 4177-25'). 13mm is for trailers up to 3.5 tonnes ATM (stamped 'PWB 4177-35').

What is the difference between Self-Colour TSC and Galvanised TSC?

Self-colour (natural steel finish) chain can be welded directly on to the drawbar and the trailer may then be painted or galvanised.

Hot-dip Galvanising is a process designed to prevent oxidation (rust) and deterioration of the product. Galvanised TSC cannot be welded easily.

Can I lift with Trailer Safety Chain?

Trailer Safety Chain is not suitable for industrial lifting purposes.

➤ Hand chain

Do you have hand chains suitable for roller doors?

PWB Anchor manufactures a 5mm long link calibrated hand chain which is electro zinc plated.

Can you buy individual links of chain?

Chain is manufactured in a continuous length on automated chain making machines which do not allow individual links to be manufactured. If individual links are required, you must purchase double the amount of links needed and cut every second link.

➤ Stainless steel chain

Does PWB Anchor supply stainless steel chain?

Due to the complex manufacturing process and availability of materials, PWB Anchor has decided not to pursue this product line.

➤ Chain identification

What are the markings on chains?

All chain manufactured by PWB Anchor carries a PWB mark and/or a reference to Grade or Standard. These markings can be found throughout this catalogue.

How can I tell the difference in the range of PWB chains?

PWB Anchor manufactures a range of chain in various grades and sizes. Chain manufactured by PWB Anchor is marked or stamped with PWB and/or its Grade at regular link intervals. Please refer to our chain identification charts at the beginning of this catalogue.

➤ General

Can PWB chain be supplied in a longer than single drum length?

Yes, the chain can be joined and supplied in longer lengths as required.

Which chains are manufactured by PWB Anchor?

At our Bundoora site we use Australian steel to manufacture Trailer Safety Chain, Trawling Chain, Proof Coil Chain, Grade L & P Chain, and Herc-Alloy 800™.



TRANSPORT CHAIN & FITTINGS

CARE, USE AND INSPECTION	72
CHAIN IDENTIFICATION	73
PWB® HILITE™ CHAIN	74
LOADBINDERS	74
GRADE 70 HOOKS & FITTINGS	75-76
UNI-DRAG CHAIN KITS	77
COMMONLY ASKED QUESTIONS	78



PWB Transport Chain & Fittings

Care and safety instructions

Chain and components used to form a restraint system should be of the same size and capacity, and the rating of the system should be of the lowest component lashing capacity.

Do not use chain or components in a manner that will exceed the lashing capacity. Use of grab hooks or systems incorporating grab hooks, reduces the lashing capacity by 25 percent.

► Care

- Never heat or heat-treat the lashing chain or components.
- Lightly oil the lashing chain or components prior to prolonged storage.
- Store the lashing chain and components in a clean dry place.

► Use

- Ensure that the lashing chain or components are free of any significant damage or wear.
- Ensure the lashing chain is evenly loaded in use.
- Ensure the lashing chain is free of twists and is protected from any sharp corners.
- Do not tie knots in the lashing chain.
- Avoid the possibility of crushing the lashing chain under the load by ensuring the load doesn't land or rest on it.
- When the lashing chain is tensioned, ensure the force applied does not exceed the manufacturer's recommendations.
- Do not use any handle extension (cheater bar or pipe) to tension or release loadbinder. Hand tighten only.

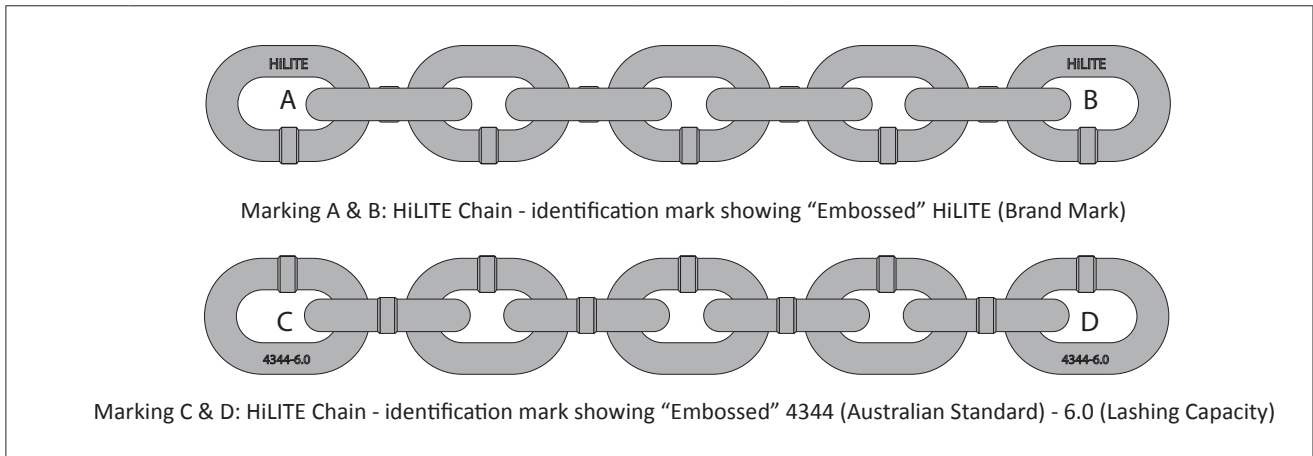
HiLITE™ Chain and fittings are NOT suitable for industrial lifting purposes.



Extending the useful life

The useful life of lashing chain and components may be extended by observing PWB Anchor instructions for care and use.

PWB Anchor **Chain identification**

► HiLITE™ Chain - Chain identification (6.00mm - 13.00mm)



Chain Size (mm)	Markings (Embossed)				Markings Interval	Letter Height (mm)	Weld Type	Identification Marking	
	A	B	C	D				Marking A & B	Marking C & D
6.0	HiLITE	HiLITE	4344-2.3	4344-2.3	10	1.6	Smooth	 	
7.3	HiLITE	HiLITE	4344-3.0	4344-3.0	10	2.0	Smooth		
8.0	HiLITE	HiLITE	4344-4.0	4344-4.0	10	2.0	Smooth		
10.0	HiLITE	HiLITE	4344-6.0	4344-6.0	8	2.4	Smooth		
13.0	HiLITE	HiLITE	4344-9.0	4344-9.0	6	3.3	Smooth		

Use of the following charts is recommended to ensure that you only receive genuine PWB Anchor Chains.

► PWB® HiLITE™ Chain

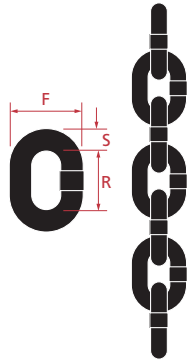
Manufactured in Australia and with a distinctive golden finish, HiLITE™ Chain is an easy to handle, high performance tie-down chain that combines the benefits of cleanliness, lightness, strength and security.

HiLITE™ Chain is not suitable for industrial lifting purposes.

Test certificates supplied.

Applications: Transport operations

Australian Standard: AS/NZS 4344



Chain Size (mm)	Lashing Capacity (tonnes)	S (mm)	R (mm)	F (mm)	Part No.	Metres/100kg
6	2.3	6.3	18.8	21.6	41269	116.0
8	4.0	8.0	23.8	27.0	41026	71.4
10	6.0	9.7	29.8	33.8	41027	46.3
13	9.0	12.7	38.0	42.5	41203	28.6

► AS Series Loadbinder

PWB Anchor AS Series Loadbinders are available only in grab hook type and are supplied with operating instructions.

Applications: Transport operations

Australian Standard: AS/NZS 4344



Chain Size (mm)	Lashing Capacity (kg)	Mass (kg)	Markings	Part No.
6	1700	1.5	PWB 41228 LC1700kg	41228
8	3000	3.7	PWB 40467 LC3000kg	40467
10	4500	3.7	PWB 40467 LC4500kg	40467
13	6700	5.2	PWB 41230 LC6700kg	41230

► Grab Hook

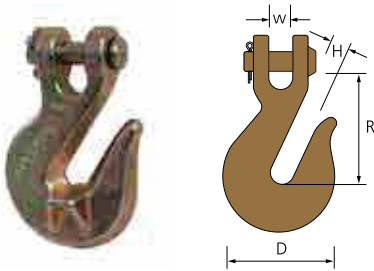
When combined with HiLITE™ chain, the winged grab hook is an effective way to restrain heavy loads for transport operations with the benefit of full lashing capacity.

Always ensure that lashing capacity is matched to chain size and hook type.

Test certificates available on request.

Applications: Transport

Australian Standard: AS/NZS 4344



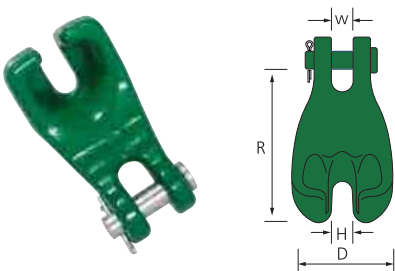
Chain Size (mm)	Lashing Capacity (tonnes)	D (mm)	H (mm)	R (mm)	W (mm)	Mass (kg)	Part No.	Markings
6	2.3	49.0	9.5	51.0	8.0	0.2	42262	PWB LC 2300kg
8	3.8	57.0	11.0	56.0	11.0	0.4	42263	PWB LC 3800kg
10	6.0	70.0	12.0	61.0	12.0	0.6	42264	PWB LC 6000kg
13	9.0	84.0	16.7	86.0	15.1	2.0	42265	PWB LC 9000kg

► Claw Hook

Combined with HiLITE™ Chain the claw hook is an effective way to restrain heavy loads for transport operations.

Applications: Transport

Australian Standard: AS/NZS 4344




Chain Size (mm)	Lashing Capacity (tonnes)	D (mm)	H (mm)	R (mm)	W (mm)	Mass (kg)	Part No.	Markings
6-8	4.0	43.0	9.0	60.0	9.5	0.3	40558	PWB 40558
10	6.0	53.0	11.0	75.0	11.1	0.6	40459	None

▶ Lug Links

When combined with HiLITE™ Chain the lug link provides the benefit of a loop to use as a tow or anchor point.

Applications: Transport

Australian Standard: AS/NZS 4344



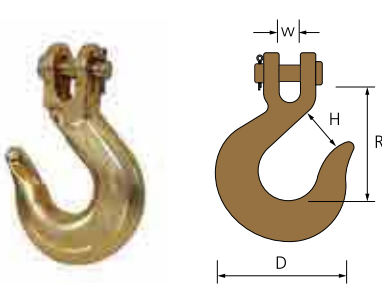
Chain Size (mm)	Drawbar Pull (tonnes)	Length (metres)	D (mm)	H (mm)	R (mm)	W (mm)	Mass (kg)	Part No.	Markings
8	2.5	5.0	83.0	54.0	108.0	10.0	8.5	40463	5/16
10	4.0	5.0	87.0	54.0	107.0	12.0	13.0	40464	3/8
13	6.0	5.0	110.0	60.0	158.0	15.0	22.0	40465	1/2

▶ Slip Hook

Specifically designed for Grade 70 transport chain, these hooks have a wide throat and are suitable for a variety of lashing applications.

Applications: Transport

Australian Standard: AS/NZS 4344



Chain Size (mm)	MWL (tonnes)	D (mm)	H (mm)	R (mm)	W (mm)	Mass (kg)	Part No.	Markings
6	1.0	66.0	24.0	59.0	8.0	0.3	40560	PWB G70 6mm LC2300kg
8	2.5	78.0	27.0	75.0	9.5	0.4	40561	PWB G70 8mm LC3800kg
10	4.0	89.0	32.0	76.0	11.1	0.6	40562	PWB G70 10mm LC6000kg
13	6.0	124.0	44.0	100.0	15.1	1.3	40563	PWB G70 13mm LC9000kg

► PWB® HiLITE™ Loadbinder Chain Kits

Packaged in re-usable plastic containers and ready to assemble, PWB Anchor HiLITE™ loadbinder Chain Kits are available in either Grab or Claw hook types in three popular lengths of 8mm HiLITE™ Chain.

Alternative lengths available on request.

Applications: Transport and tie down

Australian Standard: AS/NZS 4344



End Fittings	Lashing Capacity (kg)	Length (metres)	Mass (kg)	Part No.
Grab Hook	3000	6.0	9.0	40550
Grab Hook	3000	7.5	11.5	40551
Grab Hook	3000	9.0	13.5	40552
Claw Hook	4000	6.0	9.0	40553
Claw Hook	4000	7.5	11.5	40554
Claw Hook	4000	9.0	13.5	40555

► PWB® Uni-Drag Chain Kits

The PWB Anchor Universal Drag Chain Kit comes complete with Lug Link, incorporating both Slip and Grab Hook. Ready to assemble in a handy re-usable plastic container.

Applications: Agricultural and dragging applications

Australian Standard: AS/NZS 4344



Chain Size (mm)	Drawbar Pull (tonnes)	Length (metres)	Mass (kg)	Part No.
8	2.5	5.0	8.5	40596
10	4.0	5.0	13.0	40597
13	6.0	5.0	22.0	40598



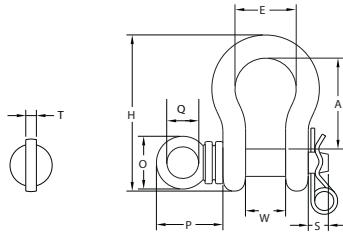
ROV HOOKS & SHACKLES

SAFETY PIN BOW SHACKLE	80
EYE SLING - SHANK HOOK WITH LATCH	81
EYE SLING HOOK WITH LATCH	82

▶ ROV Safety Pin Bow Shackle

The ROV Anchor Shackle is a cost effective solution for subsea lifting and handling operations. The shackles are painted white for high visibility during subsea operations and are supplied with a 5:1 safety factor. The shackle pin is fitted with an easily gripped head for use with ROV manipulators. The tethering wire rope system is not supplied.

Applications: For use in subsea lifting applications, or areas where it is not possible to physically handle the items.



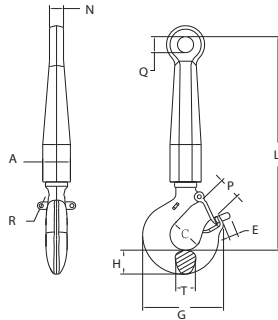
Nominal Size (mm)	Working Load Limit (tonnes)	P (mm)	O (mm)	W (mm)	A (mm)	E (mm)	T (mm)	H (mm)	Q (mm)	S (mm)	N.W (kg)	Part No.	Markings
22	6.5	63	50	38	86	5	10	148	30	19	1.8	41158	6.5T YOKE AX 7/8
26	8.5	65	50	44	96	69	10	166	30	20	2.4	41159	8.5T YOKE AX 1
28	9.5	88	70	46	111	74	12	190	35	21	3.6	41160	9.5T YOKE AX 1 1/8
32	12.0	88	70	54	121	84	12	210	35	25	4.8	41161	12T YOKE AX 1 1/4
36	13.5	96	75	59	134	92	15	232	40	27	6.8	41162	1.5T YOKE AX 1 3/8
38	17.0	98	75	60	146	99	15	254	40	27	8.2	41163	17T YOKE AX 1 1/2
45	25.0	114	90	73	178	127	20	313	50	30	16.8	41164	25T YOKE AX 1 3/4
50	35.0	132	106	83	197	146	20	347	60	30	23.6	41165	35T YOKE AX 2

▶ ROV Shank Hook with Latch

The ROV Shank Hook with Latch is a cost effective solution for subsea lifting and handling operations. The hook is painted white for high visibility during subsea operations and the extended hexagonal shaped body provides easy gripping and handling by ROV manipulators. The hook body is also prepared with eyelets which allow for the attachment of a remote retraction wire for opening of the latch.

Supplied with a 4:1 safety factor.

Applications: For use in subsea lifting applications, or areas where it is not possible to physically handle the items



Working Load Limit (tonnes)	A (mm)	N (mm)	C (mm)	T (mm)	P (mm)	G (mm)	R (mm)	E (mm)	H (mm)	Q (mm)	L (mm)	N.W (kg)	Part No.	Markings
5.4	55	28	38	33	31	130	8	20	37	32	404	6.0	41173	YOKE ROV 5.4T
8.0	55	28	49	42	39	166	8	20	46	32	427	7.6	41174	YOKE ROV 8T
11.5	65	40	62	48	57	196	8	30	58	50	569	13.7	41175	YOKE ROV 11.5T
16.0	65	40	65	56	62	221	8	30	66	50	586	16.2	41177	YOKE ROV 16T
22.0	85	52	71	68	81	277	10	50	77	65	685	31.5	41178	YOKE ROV 22T
31.5	85	52	87	76	83	353	10	50	92	65	728	44.6	41179	YOKE ROV 31.5T



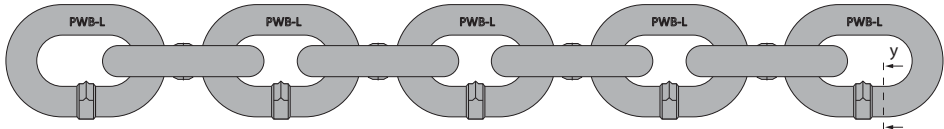
MILD STEEL CHAIN & FITTINGS

CHAIN IDENTIFICATION	84
PWB® GRADE L CHAIN	85-86
ARMORGALV®	86
PWB® PROOF COIL CHAIN	87-88
SPLIT LINKS	89

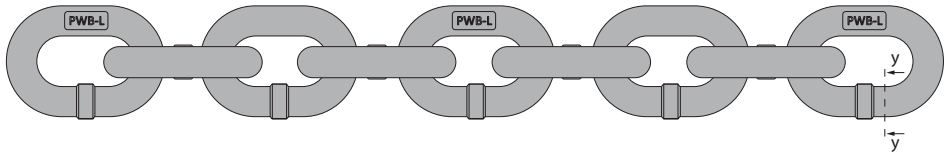
PWB Anchor Chain identification

► Grade L Chain - Chain identification (6.00mm - 22.00mm)



Use of the following charts is recommended to ensure that you only receive genuine PWB Anchor Chains.



Marking A: Grade-L Chain - identification mark showing “stamped” PWB (Brand Mark) - L (Grade)



Marking B: Grade-L Chain - identification mark showing “Embossed” PWB (Brand Mark) - L (Grade)

Chain Size (mm)	Markings	Stamp/ Emboss	Markings Interval	Letter Height (mm)	Weld Type	Identification Marking
6.0	PWB-L	Stamp	Every Link	1.6	Flash Cut	 Marking A: Brand Mark - Grade
8.0	PWB-L	Stamp	Every Link	2.0	Flash Cut	
10.0	PWB-L	Stamp	Every Link	2.4	Flash Cut	
13.0	PWB-L	Emboss	6	3.3	Smooth	 Marking B: Brand Mark - Grade
16.0	PWB-L	Emboss	4	4.0	Modified (trim)	
20.0	PWB-L	Emboss	4	4.0	Modified (trim)	
22.0	PWB-L	Emboss	4	4.0	Modified (trim)	

► PWB® Grade L Chain

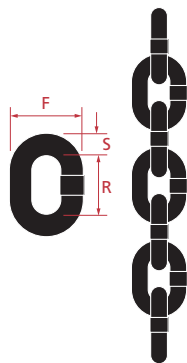
Used by respected boat builders across the country, Grade L Chains are manufactured in Australia from Australian steel. PWB® Grade L Chain is the highest quality lower tensile steel available for lifting purposes.

Test certificate supplied.

The WLL (working load limit) states Grade L Chain is rated for general conditions of use to group classification of crane mechanisms of M3 as specified in AS1418.1, and in accordance with AS2321 for industrial lifting applications.

For other than general conditions of use the WLL shall be adjusted to conform to the group classification of crane mechanisms as specified in AS1418.1 for the conditions of use that apply.

Applications: Fathom chain and mooring
Australian Standard: AS 2321



Chain Size (mm)	Design 5:1 (Lifting) WLL (tonnes)	Design Factor 4:1 (Mooring) MWL (tonnes)	S (mm)	R (mm)	F (mm)	Self-Colour Part No.	Metres/100kg	Galvanised Part No.	Metres/100kg	Link Marking
6	0.40	0.50	6.3	18.8	21.6	40073	116.0	40074	110.0	PWB-L
8	0.64	0.80	8.0	23.8	27.0	40075	71.4	40076	67.8	PWB-L
10	1.00	1.26	10.0	29.8	34.3	40077	45.4	40078	43.2	PWB-L
13	1.70	2.10	12.7	38.0	43.0	40079	29.6	40080	27.8	PWB-L
16	2.58	3.20	16.0	47.8	54.9	40081	17.8	40082	17.5	PWB-L
20	4.03	5.00	20.0	59.2	68.5	40083	11.3	40084	11.1	PWB-L
22	5.06	6.30	22.0	64.9	77.0	40085	9.5	40086	9.2	PWB-L

► PWB® Grade L Marine Chain

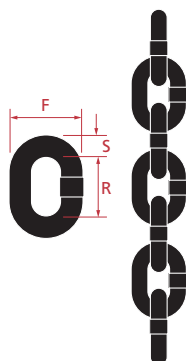
Selected PWB® Grade L Chains are also available in special cut lengths.

Test certificate supplied.

The WLL (working load limit) states Grade L Chain is rated for general conditions of use to group classification of crane mechanisms of M3 as specified in AS1418.1, and in accordance with AS2321 for industrial lifting applications.

For other than general conditions of use the WLL shall be adjusted to conform to the group classification of crane mechanisms as specified in AS1418.1 for the conditions of use that apply.

Applications: Fathom chain and mooring
Australian Standard: AS 2321



Chain Size (mm)	S (mm)	R (mm)	F (mm)	Cut Length (metres)	Galvanised Part No.
8	8.0	23.8	27.0	6 x 55	68233
8	8.0	23.8	27.0	5 x 70	68244
10	10.0	29.8	34.3	3 x 70	68156
10	10.0	29.8	34.3	2 x 100	68201
10	10.0	29.8	34.3	3 x 60	68295
10	10.0	29.8	34.3	2 x 80	68296
13	12.7	38.0	43.0	1 x 100	68202

► PWB® Fathom Chains

Manufactured from Grade L Chain with additional end link fittings, PWB Anchor Fathom Chains are supplied in a hot dip galvanised finish for added durability. The maximum working load stated is based on a Design Factor of 4:1.

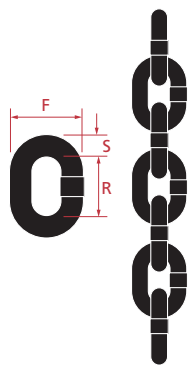
Fathom Chains are NOT certified for industrial lifting.

Test certificate supplied.

The WLL (working load limit) states Grade L Chain is rated for general conditions of use to group classification of crane mechanisms of M3 as specified in AS1418.1, and in accordance with AS2321 for industrial lifting applications.

For other than general conditions of use the WLL shall be adjusted to conform to the group classification of crane mechanisms as specified in AS1418.1 for the conditions of use that apply.

Applications: Fishing or leisure craft



Chain Size (mm)	MWL (tonnes)	S (mm)	R (mm)	F (mm)	60 Fathom (109 metres) Part No.	75 Fathom (137 metres) Part No.	90 Fathom (164 metres) Part No.
		End Links					
10	1.26	12.0	51.7	45.0	40785	40786	40787
13	2.10	16.0	59.0	57.3	40793	40794	40795
16	3.20	20.0	73.0	71.10	40801	40802	40803
20	5.00	24.0	87.0	84.8	40809	40810	40811
22	6.30	29.0	112.0	110.0	40817	40818	40819

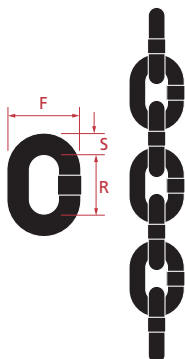
► PWB® Grade L - ArmorGalv®

Applied to Grade L chain this new coating is passivated in a controlled process to form a deep impervious layer of zinc carbonates on the surface and then dip sealed for further protection. In an aggressive environment, even after the sealer is consumed, the impervious layer which is twice as hard as steel is very difficult to damage by impact or abrasion. If damage does occur the zinc/iron alloy coating is much less reactive than pure zinc and will heal itself as it is corroded. The more aggressive the marine environment, the greater the performance difference between ArmorGalv and a Hot Dip Galvanised coating.

Test certificate available on request.

Applications: Fathom chain and mooring

Australian Standard: AS 2321



Chain Size (mm)	Design 5:1 (Lifting) WLL (tonnes)	Design Factor 4:1 (Mooring) MWL (tonnes)	S (mm)	R (mm)	F (mm)	Part No.	Metres/100kg	Link Marking
6	0.40	0.50	6.3	18.8	21.6	42331	116.0	PWB-L
8	0.64	0.80	8.0	23.8	27.0	42332	71.4	PWB-L
10	1.00	1.26	10.0	29.8	34.3	42333	45.4	PWB-L
13	1.70	2.10	12.7	38.0	43.0	42334	29.6	PWB-L
16	2.58	3.20	16.0	47.8	54.9	42335	17.8	PWB-L
20	4.03	5.00	20.0	59.2	68.5	42336	11.3	PWB-L
22	5.06	6.30	22.0	64.9	77.0	42337	9.5	PWB-L

► PWB® Regular Proof Coil Chain

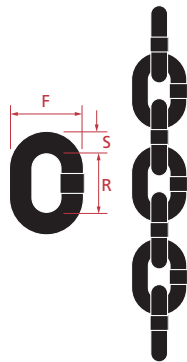
Manufactured from low grade carbon steel, this versatile range of chain is proof tested to at least twice the maximum load recommended for normal use. Chain sizes 6mm to 24mm manufactured in Australia.

Proof Coil chain is not suitable for Industrial Lifting purposes.

Test certificate available on request.

The MWL (Maximum Working Load) stated is for guidance in the selection of a chain with sufficient strength for intended applications. Dimensions and masses subject to commercial tolerances and design changes without notice.

Applications: Manufacturing, marine and agricultural industries



Chain Size (mm)	MWL (tonnes)	S (mm)	R (mm)	F (mm)	Part No. (Self-Colour)	Metres/100kg	Part No. (Galvanised)	Metres/100kg	Link Marking
3	0.06	3.0	16.6	13.1	41717	602.0	41718	585.0	-
4	0.11	3.8	19.6	15.8	41719	378.0	41720	367.0	-
5	0.19	4.75	23.2	19.1	41721	245.0	41722	238.0	-
6	0.32	6.0	28.0	24.0	40019	144.1	40021	135.7	PWB
8	0.53	7.6	35.8	29.2	40024	90.6	40026	87.7	PWB
10	0.86	9.5	43.4	35.5	40029	59.0	40031	57.8	PWB
13	1.50	12.0	51.7	44.5	40034	35.5	40036	34.6	PWB
16	2.31	16.0	59.6	57.3	40038	19.0	40039	18.6	PWB
20	3.67	20.0	73.3	71.0	40040	12.3	40041	12.0	PWB
24	5.34	24.0	87.0	84.8	40042	8.6	40043	8.4	PWB

► PWB® Regular Proof Coil Chain - Pail Pak

Pail Paks available in self colour and galvanised finishes in handy reusable 20 litre plastic containers. Pail paks 6mm to 13mm are repacked from chain manufactured in Australia.

Not suitable for industrial lifting purposes.

Applications: Manufacturing, marine and agricultural industries



Chain Size (mm)	Metres/Pail Pak	Part No. (Self-Colour)	Metres/Pail Pak	Part No. (Galvanised)	Approx Weight (kg)
3	290	42130	260	42133	50.0
4	160	42131	160	42134	50.0
5	105	42132	100	42135	50.0
6	60	41461	60	41471	44.3
8	40	41462	40	41472	45.6
10	25	41463	25	41473	43.3
13	15	41464	15	41474	43.4

► PWB® Long Proof Coil Chain

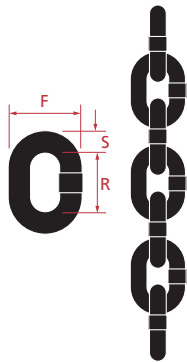
With the longest link formation in the proof coil range, the PWB Anchor Long Proof Coil Chain features more generous link dimensions to provide more metres per 100kg. Sizes 6mm to 10mm manufactured in Australia, from Australian made steel.

Proof Coil chain is not suitable for industrial lifting purposes.

Test certificate available on request.

The MWL (Maximum Working Load) stated is for guidance in the selection of a chain with sufficient strength for intended applications. Dimensions and masses subject to commercial tolerances and design changes without notice.

Applications: Agricultural and barrier applications



Chain Size (mm)	MWL (tonnes)	S (mm)	R (mm)	F (mm)	Part No. (Self-Colour)	Metres/100kg	Part No. (Galvanised)	Metres/100kg	Link Marking
3	0.05	3.0	23.2	15.4	41723	649.0	41724	620.0	-
4	0.09	3.8	26.8	18.4	41725	391.0	41726	379.0	-
5	0.15	4.75	29.8	21.5	41727	243.0	41728	233.0	-
6	0.26	6.0	36.2	26.0	40059	152.1	40061	148.4	PWB
8	0.46	7.6	43.5	31.0	40063	93.4	40065	91.1	PWB
10	0.75	9.5	53.1	39.0	40067	61.2	40069	59.7	PWB

► PWB® Long Proof Coil Chain

Pail Paks available in self colour and galvanised finishes in handy reusable 20 litre plastic containers.

Chain sizes 6mm to 10mm manufactured in Australia.

Not suitable for industrial lifting purposes.

Applications: Agricultural and barrier applications

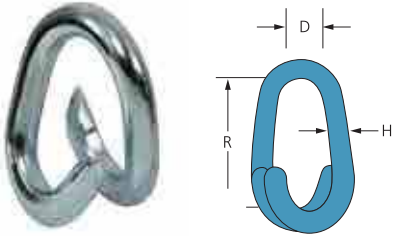


Chain Size (mm)	Metres/Pail Pak	Part No. (Self-Colour)	Metres/Pail Pak	Part No. (Galvanised)	Approx Weight (kg)
3	285	42136	270	42140	50.0
4	180	42137	170	42141	50.0
5	100	42139	100	42142	50.0
6	60	41501	60	41511	40.5
8	40	41502	40	41512	43.2
10	25	41503	25	41513	43.1

► Split Link

Sold in pack quantities only.

Applications: Joining commercial chain.



Chain Size (mm)	R (mm)	D (mm)	H (mm)	Quantity per carton	Part No.
4	19.5	10	4	660	40500
5	24	13	4.5	350	40532
6	31.5	16	6	155	40531
8	40	19	8	85	40533
10	42	20	9.5	50	40534
13	60	27	12.5	19	40829



WIRE ROPE FITTINGS SOCKETS & SLEEVES

WIRE ROPE SOCKETS	92-94
STEEL SWAGE SLEEVE	95
BEARING SWIVELS	96



► Forged Closed Spelter Wire Rope Socket

Forged from special, bar quality steel with hardness controlled, spheroidize annealing. When properly applied, these fittings have an efficiency rating of 100% based on the catalogue strength of wire rope. Recommended for use with 6 x 19,6 x 37, IWRC wire rope and galvanised bridge rope.

NOT recommended for use on fibre core or lang's lay rope.

Test certificates available on request.

Applications: Lifting, wire rope assemblies



Rope size (mm)	Structural Strand Dia. (mm)	L (mm)	B (mm)	A (mm)	D1 (mm)	d (mm)	D (mm)	T (mm)	H (mm)	W (mm)	K (mm)	N.W (kg)	Part No. (Galvanised)
6-7	-	114	13	38	22	10	18	38	57	13	44	0.3	46770
8-10	-	124	16	43	25	13	21	43	57	18	51	0.4	46771
11-13	-	138	18	51	30	14	25	50	64	22	57	0.7	46772
14-16	13	160	21	67	36	18	28	63	76	25	64	1.2	46773
18-20	14-16	192	27	76	41	21	32	70	89	32	76	2.0	46774
22-23	18-20	222	32	92	48	24	38	88	101	38	89	3.6	46775
24-26	22-23	251	35	104	58	29	45	96	114	45	102	4.8	46777
28-30	24-25	279	38	114	65	32	51	105	127	50	114	6.9	46780
32-35	26-28	308	41	135	71	38	57	121	140	57	127	10.3	46781
36-39	30-32	354	49	135	81	41	70	133	152	64	152	14.0	46782

► Forged Open Spelter Wire Rope Socket, with round pin

Forged from special, bar quality steel with hardness controlled, spheroidize annealing. When properly applied, these fittings have an efficiency rating of 100% based on the catalogue strength of wire rope. Recommended for use with 6 x 19,6 x 37, IWRC wire rope and galvanised bridge rope.

NOT recommended for use on fibre core or lang's lay rope.

Test certificates available on request.

Applications: Lifting, wire rope assemblies



Rope size (mm)	Structural Strand Dia. (mm)	L (mm)	W (mm)	D1 (mm)	d (mm)	D (mm)	T (mm)	H (mm)	K (mm)	A (mm)	C (mm)	N.W (kg)	Part No. (Galvanised)
6-7	-	115	23	17	8	18	39	57	40	33	9	0.5	46783
8-10	-	123	21	20	13	21	44	57	45	38	11	0.6	46785
11-13	-	142	25	25	15	25	50	63	54	48	13	1.1	46786
14-16	13	172	32	30	18	29	57	76	64	58	14	1.7	46787
18-20	14-16	202	38	35	22	32	67	92	76	67	16	2.6	46788
22-23	18-20	235	45	41	24	38	85	102	89	80	20	4.7	46789
24-26	22-23	268	52	51	29	44	95	114	102	96	23	7.4	46791
28-30	24-25	300	57	56	32	51	105	127	117	105	25	10.0	46793
32-35	26-28	335	64	62	38	57	120	140	127	121	29	14.9	46794
36-39	30-32	384	76	70	41	70	133	152	152	137	30	20.8	46795

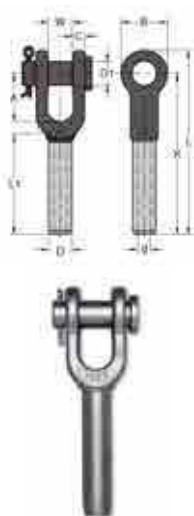
► Forged Open Swage Socket, with round pin

Forged from special, bar quality steel with hardness controlled, spheroidize annealing. When properly applied, these fittings have an efficiency rating of 100% based on the catalogue strength of wire rope. Recommended for use with 6 x 19, 6 x 37, IWRC wire rope and galvanised bridge rope.

NOT recommended for use on fibre core or lang's lay rope.

Test certificates available on request.

Applications: Lifting, wire rope assemblies



Rope Size (mm)	L (mm)	D (mm)	B (mm)	D1 (mm)	d (mm)	L1 (mm)	W (mm)	K (mm)	C (mm)	A (mm)	Max After Swage Dim. (mm)	N.W (kg)	Part No. (Self-Colour)	Part No. (Galvanised)
6-7	122	13	35	18	7	55	17	102	9	38	12	0.3	46812	46796
8	159	20	42	21	9	80	20	135	12	45	18	0.6	46813	46797
9-10	159	20	42	21	10	80	20	135	12	45	18	0.7	46814	46798
11-12	199	25	50	25	12	110	25	174	14	50	23	1.1	46818	46799
13	199	25	50	25	14	110	25	174	14	50	23	1.1	46819	46800
14-15	240	32	60	30	16	135	31	210	17	57	30	2.4	46820	46801
16	240	32	60	30	17	135	31	210	17	57	30	2.3	46821	46802
18-20	295	39	70	35	21	161	38	256	20	70	36	4.0	46822	46803
22-23	340	43	80	41	24	189	45	300	24	82	40	5.9	46823	46804
24-25	395	50	100	51	27	216	50	345	26	98	46	9.1	46824	46805
28	442	57	103	57	30	238	57	383	30	108	52	12.8	46826	46806
32	484	64	113	64	34	269	63	419	34	120	59	17.8	46827	46807
35-36	534	71	127	64	37	297	64	463	35	132	65	21.8	46828	46808
38	581	78	140	70	41	315	76	502	43	146	72	28.9	46829	46809
44-45	674	86	170	89	47	378	89	584	54	171	78	44.0	46830	46810
48-51	798	100	203	95	54	431	101	682	60	203	91	73.1	46831	46811

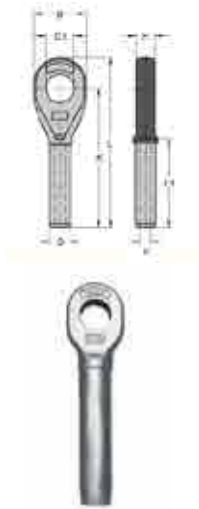
► Forged Closed Swage Wire Rope Socket

Forged from special, bar quality steel with hardness controlled, spheroidize annealing. When properly applied, these fittings have an efficiency rating of 100% based on the catalogue strength of wire rope. Recommended for use with 6 x 19, 6 x 37, IWRC wire rope and galvanised bridge rope.

NOT recommended for use on fibre core or lang's lay rope.

Test certificates available on request.

Applications: Lifting, wire rope assemblies



Rope Size (mm)	L (mm)	D (mm)	B (mm)	D1 (mm)	d (mm)	L1 (mm)	H (mm)	K (mm)	Max After Swage Dim. (mm)	N.W (kg)	Part No. (Self-Colour)
6-7	110	13	35	19	7.0	54	13	89	12	0.2	46832
8	140	20	41	22	9.0	80	17	114	18	0.3	46833
9-10	140	20	41	22	11.0	80	17	114	18	0.3	46834
11-12	176	25	51	27	12.0	108	22	146	23	0.7	46835
13	176	25	51	27	14.0	108	22	146	23	0.6	46836
14-15	221	32	61	32	16.0	135	29	185	30	1.4	46837
16	221	32	61	32	17.0	135	29	185	30	1.3	46838
18-20	259	39	73	36	21.0	162	33	217	36	2.2	46839
22-23	304	43	79	43	24.0	189	38	258	39	3.1	46840
24-25	342	50	92	52	27.0	216	45	293	46	4.8	46841
28	382	57	102	59	30.0	243	51	323	52	6.7	46842
32	431	64	114	65	34.0	270	57	364	58	10.1	46843
35-36	475	71	127	65	37.0	297	57	402	65	12.9	46844
38	511	78	140	71	41.0	323	64	432	71	16.9	46845
44-45	598	86	159	90	47.2	378	76	508	78	24.3	46846
48-51	702	100	184	97	54.1	432	83	584	90	40.5	46847

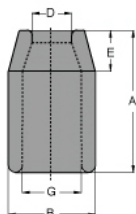
► Steel Swage Sleeve

Galvanised steel swage sleeves for flemished eye terminations. Recommended for use with 6 x 19, 6x25, 6x29, 6x36, 6 x 37 IPS, EIPS, FC or IWRC wire rope. It is recommended to load test the termination to ensure its integrity.

NOT recommended for use on fibre core or lang's lay rope.

Test certificates available on request.

Applications: Lifting, wire rope assemblies



Rope Size (mm)	A (mm)	B (mm)	D (mm)	E (mm)	G (mm)	Max After Swage Dim. (inch)	N.W (kg)	Part No. (Galvanised)
6-7	25.4	16.8	7.9	7.2	12	0.57	2.27	46848
8	38.1	23.2	9.7	11.2	15.8	0.75	6.36	46849
9-10	38.1	23.2	12	10	16.8	0.75	6.36	46850
11	50.8	31	13.5	16.6	21.6	1.01	15	46851
13	50.8	31	16.1	14.3	23.2	1.01	13	46852
16	69.9	37.4	19.1	16.1	27.7	1.24	26	46854
18-19	81.1	43.7	23.2	21.4	32.6	1.46	40	46855
22	90.5	51.6	26.2	25.4	38.9	1.68	60	46856
25-26	101.6	58	29.5	28.8	43.7	1.93	89	46857
28-29	122.2	63.5	32.6	31.8	49.3	2.13	118	46858
31-32	131.9	70.7	36.6	35.9	54.9	2.32	161	46859
34-35	147.6	76.2	39.7	39.7	60.5	2.52	192	46860
37-38	158.8	82.6	43	43	66.9	2.71	227	46861
44-45	184.2	97.6	50	50.1	79.6	3.10	366	46862
50-52	215.9	111.3	57.2	57.2	92.3	3.56	514	46863
56-57	242.9	127.8	63.5	64.3	102.4	4.12	879	46864
62-64	266.7	139.7	69.9	71.4	114.3	4.50	1068	46865
68-70	292.1	146.1	76.2	78.5	120.7	4.70	1271	46866
75-76	304.8	152.4	82.6	85.9	127	4.96	1335	46867
87-89	355.6	177.8	98.6	100.1	148.4	5.77	2106	46868
93-95	381	190.5	103.2	108	160.3	6.23	2497	46869
100-	406.4	206.6	111.3	114.3	173	6.69	3087	46870



POWER HOISTING DESIGNED TO LIFT YOUR WORK RATE

CARE & SAFETY INSTRUCTIONS	98
ER 2 SERIES ELECTRIC CHAIN HOIST	99-102
EQ SERIES ELECTRIC CHAIN HOIST	103-105
EDL SERIES ELECTRIC CHAIN HOIST	106-107
EF ELECTRIC CHAIN HOIST	108
EHL SERIES AIR HOIST	109
EHW SERIES AIR HOIST	110
PWB ANCHOR EXTRAS	111
COMMONLY ASKED QUESTIONS	112

Care & Safety Instructions for Power Hoists and Trolleys

➤ Safety

Danger exists when heavy loads are transported, particularly when the equipment is not being used correctly or is poorly maintained. Because accidents and serious injury could result, special safety precautions apply to the operation, maintenance and inspection of PWB Anchor power hoist products.

➤ Before use

- Always read the owner's manual and safety instructions.
- Never lift more than the capacity shown on the hoist name plate.
- Always check that the hook latches work properly.
- Never operate a hoist if damaged or malfunctioning.
- Never use a twisted, kinked, damaged or stretched load chain.
- Never use a hoist if the hook latch is missing or broken.
- Never use a hoist without a hoist name plate.
- Never use a hoist with a modified or deformed hook.

➤ While in operation

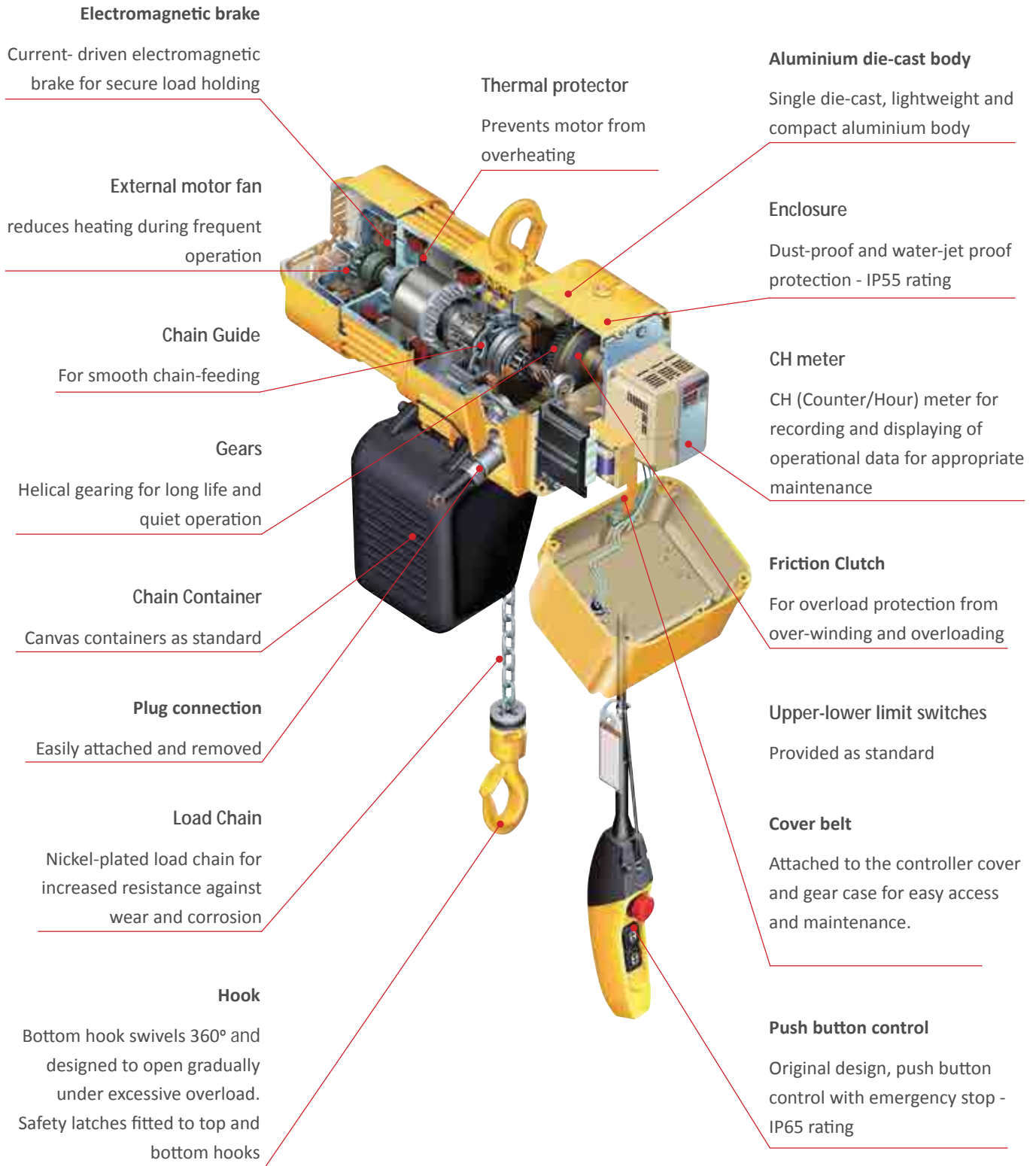
- Never use a hoist for lifting, supporting or transporting people.
- Never lift or transport loads over or near people.
- Never support a load on the tip of the hook.
- Always make sure that the load is properly seated in the hook.
- Never use the hoist chain as a sling.
- Never swing a suspended load.

WARNING

IMPROPER chain hoist use could result in death or serious injury

PWB Electric Hoists & Trolleys

Key features of the Kito ER2 Electric Chain Hoist



PWB Electric Hoists & Trolleys

► ER2 Series Electric Chain Hoist (415v - 50Hz) - 3 Phase



Rated capacity:	Single Speed - 125kg to 20 tonne Dual Speed - 125kg to 20 tonne
Voltage:	380-415 V 50Hz
Duty Rating:	Single Speed - 60% ED (60 min) Dual Speed - 40/20% ED (30/10min)
Classifications:	ISO Heavy Duty classification M4 & M5 FEM (Europe) 1Am & 2m rating ASME HST (USA) H4 Duty Class
Enclosure:	Hoist body - IP55 (dust proof and water jet protected) Push button control - IP65 with emergency stop
Suspension varieties:	Hook, manual trolley, motorized trolley
Operating temperature:	-20 to 40 degrees
Operating humidity:	85% RH or less

Capacity	Part No. (3 Metre)	Part No. (6 Metre)	Model	Lifting Speed m/min	Motor Rating output KW	Motor Rating (%ED)	Load Chain Dia (mm) x fall	Hook Suspended Headroom (mm)	Hook Suspended Weight (kg)	Load Chain Dia x Pitch (mm)	Load Chain Part No.
Single Speed											
250kg	45801	45961	ER2-003S	9.1	0.56	60	4.3 x 1	350	27	4.3x12.0	45951
500kg	45802	45962	ER2-005L	3.8	0.56	60	6.0 x 1	370	33	6.0x16.7	45952
500kg	45803	45963	ER2-005S	7.3	0.9	60	6.0 x 1	370	37	6.0x16.7	45952
1 tonne	45804	45964	ER2-010L	3.5	0.9	60	7.7 x 1	430	47	7.7x21.4	45953
1 tonne	45805	45965	ER2-010S	7.1	1.8	60	7.7 x 1	430	54	7.7x21.4	45953
1.5 tonne	45806	64121	ER2-015S	4.5	1.8	60	10.2 x 1	510	72	10.2x28.4	45954
2 tonne	45807	45966	ER2-020L	3.7	1.8	60	10.2 x 1	575	73	10.2x28.4	45954
2 tonne	45808	63453	ER2-020S	7.0	3.5	60	10.2 x 1	590	91	10.2x28.4	45954
2.5 tonne	45809	63550	ER2-025S	5.7	3.5	60	11.2 x 1	625	104	11.2x31.2	45955
3 tonne	45810	63130	ER2-030S	4.4	3.5	60	10.2 x 2	785	107	10.2x28.4	45954
5 tonne	45811	62866	ER2-050S	2.9	3.5	60	11.2 x 2	850	132	11.2x31.2	45955
Dual Speed with Inverter											
250kg	45821	-	ER2-003IS	10.8-1.8	0.56	40/20	4.3 x 1	350	27	4.3x12.0	45951
500kg	45822	-	ER2-005IL	4.5-0.8	0.56	40/20	6.0 x 1	370	32	6.0x16.7	45952
500kg	45823	-	ER2-005IS	8.5-1.4	0.9	40/20	6.0 x 1	370	36	6.0x16.7	45952
1 tonne	45824	-	ER2-010IL	4.2-0.7	0.9	40/20	7.7 x 1	430	45	7.7x21.4	45953
1 tonne	45825	-	ER2-010IS	8.2-1.4	1.8	40/20	7.7 x 1	430	52	7.7x21.4	45953
1.5 tonne	45826	-	ER2-015IS	5.3-0.9	1.8	40/20	10.2 x 1	510	72	10.2x28.4	45954
2 tonne	45827	-	ER2-020IL	4.3-0.7	1.8	40/20	10.2 x 1	575	73	10.2x28.4	45954
2 tonne	45828	-	ER2-020IS	8.2-1.4	3.5	40/20	10.2 x 1	590	89	10.2x28.4	45954
2.5 tonne	45829	-	ER2-025IS	6.6-1.1	3.5	40/20	11.2 x 1	625	100	11.2x31.2	45955
3 tonne	45830	-	ER2-030IS	5.2-0.9	3.5	40/20	10.2 x 2	785	105	10.2x28.4	45954
5 tonne	45831	-	ER2-050IS	3.3-0.6	3.5	40/20	11.2 x 2	850	128h	11.2x31.2	45955

PWB Electric Hoists & Trolleys

ER2 Series Electric Chain Hoist (415v - 50Hz) - 3 Phase

The PWB Anchor ER2 Electric Chain Hoist manufactured by KITO is environmentally friendly with its new compact, lightweight and energy efficient design. Offering thermal protection to prevent overheating, upper and lower limit switches, CH (Counter/Hour) meter and variable speed inverter as standard equipment (Inverters installed on 2 speed models only).

Available in capacities ranging from 250kg to 20 tonnes in optional lift heights.

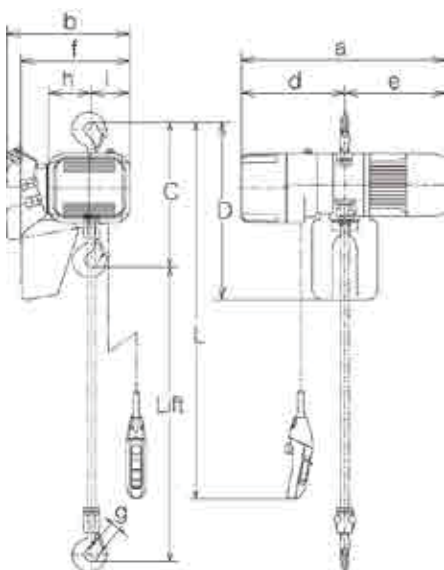
Coupled with the new MR2 Motorised Trolley, the ER2/MR2 combination allows for easier and accurate load positioning in the work place.

Standard features include:

- Five metres of power supply cable as standard.
- Optional length of lift, pendant cable and power supply cable other than standard available on request.
- Steel chain containers are available as an option if your lift is more than capacity of the standard container volume.
- Patented Friction Clutch allows for reliable overload protection and safety.
- Thermal Protection on Hoist Motor reduces risk of motor burnout.
- Upper/Lower Limit Switch.
- Adjustment free brakes - less maintenance.
- Nickel plated load chain - Added Resistance to rust and abrasion.
- Fan Cooled motor - reduces overheating.
- Condition Monitoring with Counter/Hour Meter - Built in.

Applications: Mining, construction, engineering, entertainment

Australian Standard: AS1418.2



Capacity (kg)	Model	Part No. (3 metre)	Part No. (6 metre)	D (mm)	a (mm)	b (mm)	d (mm)	e (mm)	f (mm)	g (mm)	h (mm)	i (mm)
ER2 Dimensions												
250	ER2-003S	45801	45961	430	478	321	219	259	260	27	99	93
250	ER2-003IS	45821	-	430	535	345	276	259	284	27	99	117
500	ER2-005L	45802	45962	490	513	348	242	271	283	27	113	106
500	ER2-005IL	45822	-	490	571	348	300	271	283	27	113	106
500	ER2-005S	45803	45963	490	510	348	242	268	283	27	113	106
500	ER2-005IS	45823	-	490	568	348	300	268	283	27	113	106
1000	ER2-010L	45804	45964	550	589	376	291	298	335	31	129	118
1000	ER2-010IL	45824	-	550	614	376	316	298	335	31	129	118
1000	ER2-010S	45805	45965	550	598	376	219	307	335	31	129	118
1000	ER2-010IS	45825	-	550	623	376	316	307	335	31	129	118
1500	ER2-015S	45806	64121	630	646	427	308	338	385	34	161	138
1500	ER2-015IS	45826	-	630	710	427	372	338	384.5	34	160.5	137.5
2000	ER2-020L	45807	45966	630	646	427	308	338	385	39	161	138
2000	ER2-020IL	45827	-	630	710	710	427	338	384.5	39	160.5	137.5
2000	ER2-020S	45808	63453	630	703	427	347	356	385	39	161	138
2000	ER2-020IS	45828	-	630	767	427	411	356	384.5	39	160.5	137.5
2500	ER2-025S	45809	63550	840	736	445	337	399	438	39	174	143
2500	ER2-025IS	45829	-	840	800	445	401	399	437.5	39	173.5	142.5
3000	ER2-030S	45810	63130	920	703	427	347	356	397	44	216	82
3000	ER2-030IS	45830	-	920	767	427	411	356	397	44	216	82
5000	ER2-050S	45811	62866	920	736	445	337	399	439	47	232	85
5000	ER2-050IS	45831	-	920	800	445	401	399	439	47	231.5	84.5

PWB Electric Hoists & Trolleys

➤ MR2 Electric Motorised Trolley

Standard features include:

- Bearings built in side rollers provide smooth running through the minimum radius curve and excellent traversing performance and assist with derailment prevention.
- Simple gear box construction.
- Improved balance due to a lighter weight geared motor.
- Semi tapered flange wheels - allows use on most monorail beams.
- Speed variations; single low speed, single standard speed, and dual speed - high and low.
- Motor has a pull rotor brake for accurate and safe stopping.
- 10 metre power supply cable as standard.

10 m/min traverse speed available on request.

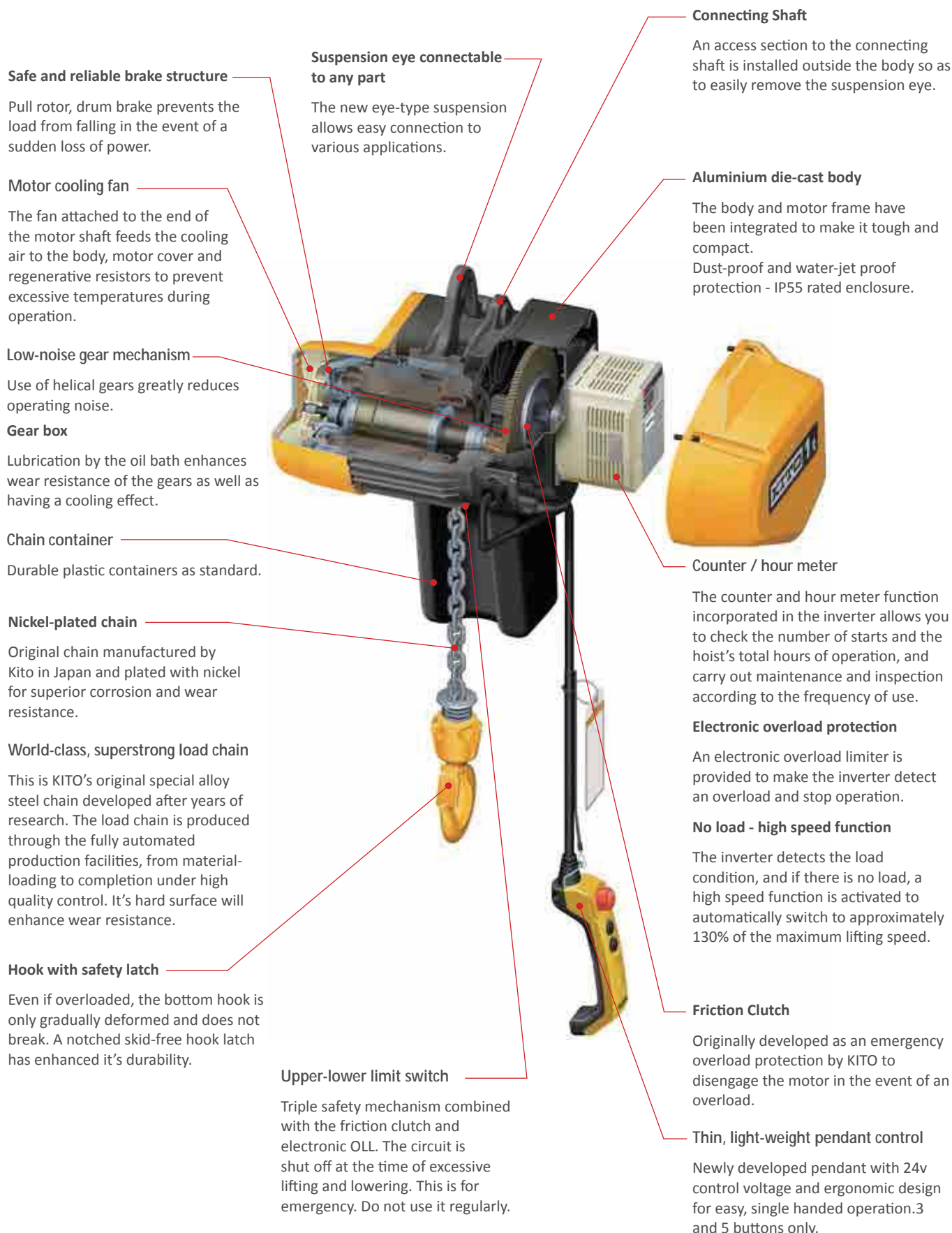
Applications: Mining, construction, engineering, entertainment
Australian Standard: AS1418.2



Part No.	Model	Capacity (kg)	Traverse Speed M/Min	Beam Range (mm)	Min Radius (Mtr)
Single speed standard flange width					
45901	MR2-010S	1000	20	58 - 153 Flg	0.8
45902	MR2-020S	2000	20	82 - 178 Flg	0.8
45903	MR2-030S	3000	20	82 - 178 Flg	1.0
45904	MR2-050S	5000	20	100 - 178 Flg	1.8
Dual speed standard flange width					
45921	MR2-01IS	1000	24/4	58 - 153 Flg	0.8
45922	MR2-02IS	2000	24/4	82 - 178 Flg	0.8
45924	MR2-03IS	3000	24/4	82 - 178 Flg	1.0
45925	MR2-05IS	5000	24/4	100 - 178 Flg	1.8
Single speed wide flange					
45911	MR2-010SW	1000	20	154 - 305 Flg	0.8
45912	MR2-020SW	2000	20	179 - 305 Flg	0.8
45913	MR2-030SW	3000	20	179 - 305 Flg	1.0
45914	MR2-050SW	5000	20	179 - 305 Flg	1.8
Dual speed wide flange					
45931	MR2-010ISW	1000	24/4	154 - 305 Flg	0.8
45932	MR2-020ISW	2000	24/4	179 - 305 Flg	0.8
45933	MR2-030ISW	3000	24/4	179 - 305 Flg	1.0
45935	MR2-050ISW	5000	24/4	179 - 305 Flg	1.8

PWB Electric Hoists & Trolleys

Key features of the Kito EQ Electric Chain Hoist



► EQ Electric Chain Hoist - Dual Speed with Inverter

Standard features include:

- Adjustable speed inverter.
- Counter hour meter.
- IP55 dust and water jet proof body.
- 40/20% duty rating.
- No load, high speed feature.
- Standard 3m and 6m lifts.

Applications: Mining, construction, engineering, entertainment and manufacturing.

Australian Standard: AS1418.2



Capacity	Part No.	Model	Standard Lift (m)	Lift Speed (m/min)	Headroom (mm)	Load Chain dia (mm) x falls	Weight (kg)
125kg	47106	EQ001IS	3	17-2.8	395	5.6x1	30
250kg	47107	EQ003IS	3	10-1.7	395	5.6x1	30
500kg	47108	EQ005IS	3	7.6-1.3	410	5.6x1	32
1000kg	47109	EQ010IS	3	7.1-1.2	465	7.1x1	42
125kg	47190	EQ001IS	6	17-2.8	395	5.6x1	32
250kg	47191	EQ003IS	6	10-1.7	395	5.6x1	32
500kg	47192	EQ005IS	6	7.6-1.3	410	5.6x1	34
1000kg	47193	EQ010IS	6	7.1-1.2	465	7.1x1	46

► MR2Q Electric Motorised Trolley

Standard features include:

- Side rollers with in-built bearings provide smooth running through the minimum radius curve and excellent traversing performance with derailment prevention.
- Simple gear box construction.
- Improved balance due to a lighter weight geared motor.
- Speed variations.
- Dual Speed, standard and wide beam flange width.

Applications: Mining, construction, engineering and manufacturing.



Capacity	Part No.	Model	Traverse Speed M/Min	Beam Range (mm)	Min Radius Mtr
125kg	47162	MR2Q001IS	24/4	58-153	0.8
250kg	47163	MR2Q003IS	24/4	58-153	0.8
500kg	47164	MR2Q005IS	24/4	58-153	0.8
1000kg	47160	MR2Q010IS	24/4	58-153	0.8
125kg	47167	MR2Q001IS	24/4	154-305	0.8
250kg	47168	MR2Q003IS	24/4	154-305	0.8
500kg	47170	MR2Q005IS	24/4	154-305	0.8
1000kg	47165	MR2Q010IS	24/4	154-305	0.8

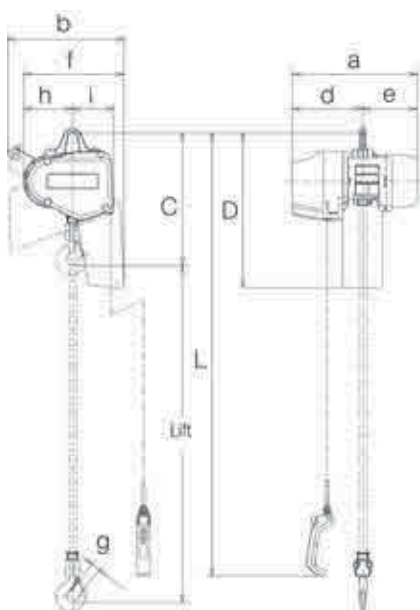
PWB Electric Hoists & Trolleys

EQ Electric Chain Hoist Series (415v - 50Hz) - 3 Phase

The new EQ Series Electric Chain Hoist from Kito is economical, lightweight and compact. It incorporates the quality and safety features expected of a Kito hoist.

Available in standard 3 and 6 metre lifts only.

Rated capacity:	125kg - 1 tonne (Dual Speed)
Voltage:	380-440V 50/60Hz/3 Phase
Duty rating:	40/20%
Motor insulation:	Class B
Enclosure:	Hoist body: IP55 Push button control IP65 with emergency stop
Suspension varieties:	Suspension Eye, Adapted motorized trolley available on request
Operating temperature:	-20° to 40° celsius
Operating humidity:	85% RH or less
Suitable industries:	Mining, Construction, Engineering, Entertainment and Manufacturing
Australian standard:	AS1418.2



Capacity	Model	Part No. (3 metre)	Part No. (6 metre)	D (mm)	a (mm)	b (mm)	d (mm)	e (mm)	f (mm)	g (mm)	h (mm)	i (mm)
EQ Dimensions												
125kg	EQ001IS	47106	47190	485	417	367	230	187	298	27	137	128
250kg	EQ003IS	47107	47191	485	417	367	230	187	298	27	137	128
500kg	EQ005IS	47108	47192	485	417	367	230	187	298	27	137	128
1000kg	EQ010IS	47109	47193	535	433	403	245	188	332	31	154	142

► EDL Series Electric Chain Hoist (240v - 50Hz)

This compact single phase Electric Hoist available in Single or Dual Speed, is ideal for lifting small loads that are too heavy to be handled manually. The EDL range of single phase hoists from KITO feature heavy duty motors with automatic load brake and overload clutch, an IP54 rated lightweight compact aluminium body.

Rated capacity: 100kg to 480kg

Voltage: 240V 50Hz

Control voltage: Low voltage control is standard

Motor insulation: Class F

Enclosure: Single speed/ Dual speed - IP54 (dust proof and water protected)
Cylinder - IP44
IP65 Pendant with emergency stop

Suspension varieties: Hook, mini trolley, universal trolley, manual trolley

Operating temperature: -20 to 40 degrees

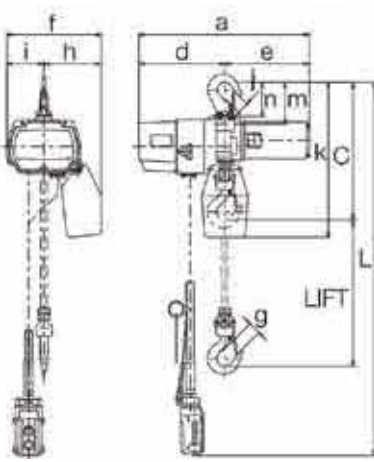
Operating humidity: 85% RH or less

Standard features include:

- 30% ED Rating.
- Patented 'Friction Clutch' allows for reliable overload protection and safety.
- Upper Limit Switch.
- Motor has high performance mechanical brake for safe stopping.
- Nickel plated load chain allows for added resistance to rust and wear.

Applications: Mining, construction, engineering

Australian Standard: Complies to AS1418.2



Model	a (mm)	d (mm)	e (mm)	f (mm)	h (mm)	i (mm)	g (mm)	j (mm)	k (mm)	m (mm)	n (mm)
EDL Dimensions											
EDL10S	371	187	184	205	125	80	25	25	340	92	73
EDL18S	371	187	184	205	125	80	25	25	340	92	73
EDL16S	428	205	223	219	135	84	25	25	362	92	73
EDL24S	428	205	223	219	135	84	25	25	362	92	73
EDL06ST	371	187	184	205	125	80	25	25	340	92	73
EDL10ST	371	187	184	205	125	80	25	25	340	92	73
EDL18ST	371	187	184	205	125	80	25	25	340	92	73
EDL16ST	428	205	223	219	135	84	25	25	362	92	73
EDL24ST	428	205	223	219	135	84	25	25	362	92	73
EDCL10SD	371	187	184	205	125	80	25	25	340	92	73
EDCL18SD	371	187	184	205	125	80	25	25	340	92	73
EDCL16SD	428	205	223	219	135	84	25	25	362	92	73

▶ EDL Single Speed - Pendant Control



Capacity	Part No.	Model	Standard Lift (m)	Lift Speed (m/min)	Headroom (mm)	Load Chain dia (mm) x falls	Weight (kg)	Load Chain Dia x Pitch (mm)	Load Chain Part No.
100kg	45398	EDL10S	3.0	13.0	315	4.0 x 1	12	4.0x12.0	48351
160kg	48347	EDL16S	3.0	20.0	330	4.0 x 1	16	4.0x12.0	48351
180kg	45399	EDL18S	3.0	8.0	315	4.0 x 1	12	4.0x12.0	48351
240kg	48348	EDL24S	3.0	13.5	330	4.0 x 1	16	4.0x12.0	48351
480kg	62445	EDL48S	3.0	6.7	520	4.0 x 2	21.5	4.0X12.0	48351

▶ EDL Dual Speed - Pendant Control



Capacity	Part No.	Model	Standard Lift (m)	Lift Speed (m/min)	Headroom (mm)	Load Chain dia (mm) x falls	Weight (kg)	Load Chain Dia x Pitch (mm)	Load Chain Part No.
100kg	45400	EDL10ST	3.0	13.0/3.0	315	4.0 x 1	12.5	4.0x12.0	48351
160kg	44282	EDL16ST	3.0	20.0/5.0	330	4.0 x 1	16.5	4.0x12.0	48351
180kg	45401	EDL18ST	3.0	8.0/3.0	315	4.0 x 1	12.5	4.0x12.0	48351
240kg	48349	EDL24ST	3.0	13.5/3.0	330	4.1 x 1	16.5	4.0x12.0	48351
480kg	61866	EDL48ST	3.0	6.7/2.0	520	4.0 x 2	21.5	4.0X12.0	48351

▶ EDCL Dual Speed - Cylinder Control



Capacity	Part No.	Model	Standard Lift (m)	Lift Speed (m/min)	Headroom (mm)	Load Chain dia (mm) x falls	Weight (kg)	Load Chain Dia x Pitch (mm)	Load Chain Part No.
100kg	45402	EDCL10SD	1.8	20.0/4.0	960	4.0 x 1	15	4.0x12.0	48351
240kg	44209	EDCL24SD	1.8	13.5/3.0	960	4.0 x 1	19	4.0x12.0	48351

► EF Electric Chain Hoist

The EF/SHL range of heavy duty single phase electric hoists are light and compact units with aluminium die-cast bodies that are available in 500kg and 1 tonne capacities.

Rated capacity:	Single phase hoist: 500 to 1000kg
Voltage:	240V 10amp power supply
Control voltage:	24V
Motor insulation:	Class B
Enclosure:	IP54 (dust proof and water protected) IP65 Pendant with emergency stop
Suspension varieties:	Hook/Trolley
Operating temperature:	-20 to 40°
Operating humidity:	85% RH or less

Standard features includes:

- Exclusive pull-rotor type motor braking system provides high braking capability for the most sure way to stop the load at the desired position.
- Totally enclosed exclusive pull rotor type motor permits ideal operation of hoists.
- KITO's friction clutch, which prevents from overloading, allows the motor to run free at the highest and lowest hook positions.
- Aluminium die-cast hoist body provides lighter weight, compactness, high mobility and rapid heat dissipation.
- Totally enclosed weather-resistant construction makes it ideal for use in humid atmospheres.
- Case hardened chain.
- Highly insulated push button station.
- Drop-forged heat treated hook does not fracture but opens slowly when excessively overloaded.
- Emergency stop device available on request.

Applications: Mining, construction, engineering

Australian Standard: Complies to AS1418.2



Capacity	Part No. 3 Metre	Model	Lift Speed (m/min)	Load Chain dia (mm) x falls	Headroom (mm)	Weight (kg)	Load Chain DiaPitch (mm)	Load Chain Part No.
500 kg	45586	EF/SHL005S	3.5	6.3 x 1	560	45	6.3X19	43206
1 tonne	45587	EF/SHL010L	1.8	6.3 x 2	635	50	6.3X19	43206

► EHL Series Chain Air Hoist

EHL Air hoists from Endo Kogyo are fitted with rotary vane motors in strong lightweight aluminium bodies, for easy handling in a variety of industrial and construction applications. Variable speed models available in either cord or pendant controls with optional lift heights.

Standard features include:

- Compact and lightweight ensures ease of handling .
- Operation speed depends on the amount of pressure applied to the push buttons or how hard the control rope is pulled.
- Installation - simply connect the air hose.
- Precise variable lifting and high speed.
- Quality load chain allowing high frequency of use.
- Upper and lower limit switches.

Applications: Mining, construction, engineering, offshore

Australian Standard: AS1418.2




Capacity	Part No. 3 Metre (Pendant)	Part No. 3 Metre (Pull Cord)	Model	Lift Speed (m/ min)	Load Chain Dia (mm) x fall	Headroom (mm)	Weight (kg)	Load Chain Dia x Pitch (mm)	Load Chain Part No.
125kg	44519	NA	AT125K	14.5	4.0 x 1	790	12.5	4x12	48351
500kg	49251	49250	EHL05TS	10.5	6.3 x 1	365	19	6.3x19	43206
1 tonne	49253	49252	EHL1TW	5.2	6.3 x 2	440	25	6.3x19	43206
1 tonne	63538	48237	EHL1TS	6.0	7.1 x 1	480	34	7.1x21	46745
2 tonne	48238	48239	EHL2TW	3.0	7.1 x 2	540	42	7.1x21	46745
3 tonne	44181	44998	EHL3TS	3.0	12.5 x 1	585	75	12.5x38	46752
6 tonne	47609	45000	EHL6TW	1.5	12.5 x 2	770	96	12.5x38	46752

► MTH Series Air Trolley

- Used in conjunction with the EHL Air Hoist.
- Designed for easy handling and high speed performance.
- Available in pendant control with 2 directional functions.

Applications: Mining, construction, engineering, offshore

Australian Standard: AS1418.2



Capacity	Part No.	Model	Travel Speed (m/min)	Beam Range (mm)	Min Beam Radius (mm)	Control Type	Weight (kg)
Standard Flange Width							
1 tonne	44610	MTH-1T	28.0	75-125	800	Pendant	35.0
2 tonne	44611	MTH-2T	18.0	125-150	1000	Pendant	63.0
6 tonne	44612	MTH-6.3T	19.0	150-190	2500	Pendant	127.0
Wide Beam Flange Width							
1 tonne	TBA	MTH-1T	28.0	154-305	800	Pendant	35.0
2 tonne	TBA	MTH-2T	18.0	154-305	1000	Pendant	63.0
6 tonne	TBA	MTH-6.3T	19.0	154-305	2500	Pendant	127.0

► EHW Series Air Hoists

Designed for Wire Rope lift, the ENDO EHW Air Hoist is available in hook or pendant control with a cone brake system.

Standard features include:

- Heat treated planetary reduction gears are small and lightweight and can take a large speed reduction ratio.
- Control valve is engineered with spool valves of spring return in 2 positions and 3 ports. The valve works by controlling the lever switch connected with the spool.
- The cone brake system is suited to wire rope hoists and has a control valve integrated with the proper speed reduction mechanism at air motor, finally achieving the excellent control.
- Reverse winding protection is incorporated in EHW air hoist series. When the wire rope is pulled out 1.9m, the system makes the air motor stop automatically.

Applications: Mining, construction, engineering

Australian Standard: AS1418.2



Capacity	Part No.	Model	Standard Lift (m)	Lift Speed (m/min)	Headroom Hook Suspended (mm)	Control Type	Weight (kg)
120kg	44992	EHW-120	1.9	16.0	680	On Hook	9.5
120kg	44993	EHW-120R	1.9	16.0	630	Pendant	9.7
250kg	44182	AH-250R	2.5	11.0	745	Pendant	18.2

PWB Anchor Extras

To complement the power hoisting product range, PWB Anchor offers a range of products with additional benefits to suit your requirements.

▶ Radio Remote Controls

When the traditional hand held Pendant Control becomes cumbersome or does not suit the application, PWB Anchor offers a Radio Remote Control system that allows the operator to work away from the hoist, yet be in control of its operation. Complete with a transmitter and receiver system that can be operated from various angles and distances, thereby allowing for platform or restricted access use.

This feature can be fitted to a range of electric hoists to suit your application.

▶ Chain Buckets / Bags

Standard lift hoists are fitted with either plastic chain buckets or canvas chain bags. For longer lifts, PWB Anchor offers a range of larger canvas bags or steel buckets that may be attached to the hoists and cater for the storage of load chain during the lifting or lowering process.

This feature is dependant on the length of lift and size of load chain used in the hoist.

▶ Cable Trolleys

Specifically designed to suspend the power supply cable to your hoist or motorised trolley. These small cable trolleys are supplied with the power cable or can be purchased seperately. Cable Trolleys can be fitted and suspended on 4mm cable wire

▶ Extra Close Headroom Hoists

Some workplace environments restrict or limit space and access. Should your application have a limited space or headroom problem, PWB Anchor is able to assist with extra close headroom hoists, either from our existing range or from one of our specialised suppliers.

▶ Hoist Maintenance and Training

As a leading supplier of power hoisting products, PWB Anchor is committed to providing reliable products of the highest standard. We are committed to providing the training on our hoist products to ensure they are used safely. PWB Anchor provides training through our distributors and directly to a wide variety of user groups. Maintenance or repair is also available through a range of service agents.

Contact your local PWB Anchor branch for further details on any of the above products or services.



MANUAL HOISTING TAKE THE WEIGHT OUT OF HEAVY DUTY LIFTING

CARE & SAFETY INSTRUCTIONS	114
CX & M3 SERIES CHAIN BLOCKS	115-117
C SERIES CHAIN BLOCKS	118
MINI II CHAIN BLOCKS	118
LX & L5 SERIES CHAIN BLOCKS	119-121
CM PULLERS & RIGGERS	122
GIRDER TROLLEYS & CLAMPS	123-125
PWB® CAST IRON WHEELS	125-126
COMMONLY ASKED QUESTIONS	126

Care & Safety Instructions for **Manual Hoists**

➤ Safety

Moving heavy loads is hazardous. When lifting equipment is not used correctly or is poorly maintained, accidents and serious injury could result. The following safety precautions should be applied to the operation, maintenance and inspection of PWB Anchor manual hoist products.

➤ Before use

- Read the owner's manual and familiarise yourself with the safety instructions.
- Never lift more than the capacity shown on the hoist name plate if the plate is missing, **DO NOT** use the hoist.
- Never operate a hoist if damaged or malfunctioning.
- Check that the hook latches work properly and replace missing or broken hook latches.
- Check if load chain is twisted, kinked, damaged or stretched.
- Check if hook is modified or deformed.
- Never use a hoist in an explosive atmosphere.

➤ While in operation

- Never use a hoist for lifting, supporting or transporting people.
- Never lift or transport loads over or near people.
- Never support a load on the tip of the hook.
- Always ensure that the load is properly seated in the hook.
- Never use the hoist load chain as a sling.
- Never swing a suspended load.

WARNING

IMPROPER use could result in death or serious injury

Kito Manual Chain Blocks

10 key features of a “Kito Mighty Model M3” Chain Hoist

1. Gear case and hand wheel cover resistant to external shocks

Both sides of the hoist are covered with a thick steel gear case and with a strengthened wheel cover. They have the ideal shape and rigidity to maintain bearing alignment and withstand external shock.

2. Double enclosure

The braking mechanism, which makes up the heart of the hoist, is enclosed in a double cover: the wheel and the brake covers. These protective covers not only keep out weather elements but also help to prevent mud and dust from entering internal mechanisms.

3. Double Pawl Spring

In case one of the pawl springs is damaged, the other maintains its function increasing reliability.

4. Mechanical brake

KITO's dry type mechanical brake ensures strong reliable brake performance.

5. Hooks

Specifically heat treated top and bottom hooks have enough strength and toughness for the job. The design of the bottom hook, with relatively large dimensions, makes it easy to stabilize a load in a proper position.

6. Bearings

Use of ball and needle bearings remarkably increases mechanical efficiency and produces high output power with minimum manual input.

7. Stopper prevents excessive lowering

Stopper assembly prevents excessive lowering of a load and also keeps load chain from exiting. When you feel a noticeable increase in pull force to lower the load, you should realize that you cannot lower the load any further.

8. Load chain guide

Smooth load chain movement is facilitated by having a chain guide mechanism in the flanged load sheave and guide roller.

9. Gears

Compact, highly efficient and durable gears

10. Grade 100 Load Chain

This component comprises the heart of the chain hoist, made of heat treated special steel alloy.



Kito Manual Chain Blocks

► CX Series Chain Blocks

The CX003 chain block has been designed with an integral aluminium body with a net weight of 2.4kg. With a rated load of 250kg, the CX003 is equipped with an overload limiter as standard.

Available in standard lift height of 2.5 metres. Optional lift heights also available.

Standard features include:

- Wide internal diameter of hooks (top and bottom).
- Smart body with non-protruding bolt.
- Equipped with overload limiter.
- High strength load chain.
- Hook latch with tip supporting structure.

Applications: Mining, engineering, construction
Australian Standard: AS1418.2



Capacity	Part No.	Headroom (mm)	Load Chain Dia (mm) x fall	Weight (kg)	Load Chain Dia x Pitch (mm)	Load Chain Part No.
250kg	45377	217	3.2 x 1	2.4	3.2 x 9	44835

Kito Manual Chain Blocks

► M3 Series Chain Blocks

M3 Series chain blocks are designed for maximum durability and safety in continuous heavy duty applications. Available in standard lift heights of 3 and 6 metres, these premium units can also be close coupled to PWB Anchor push and geared trolleys. Optional lift heights also available.

Applications: Mining, engineering, construction
Australian Standard: AS1418.2



Capacity	Part No. (3m Lift)	Part No. (6m Lift)	Headroom (mm)	Close Headroom (mm)	Load Chain Dia (mm) x fall	Weight* (kg)	Load Chain Dia x Pitch (mm)	Load Chain Part No.
M3 Series Chain Block								
500kg	43269	47769	360	405	5.0 x 1	10.0	5.0 x 15	44863
1 tonne	43271	47444	410	440	6.3 x 1	11.5	6.3 x 19.1	46722
1.5 tonne	43273	46637	470	495	7.1 x 1	14.5	7.1 x 21	46731
2 tonne	43275	47882	500	520	8.0 x 1	21.0	8.0 x 24	44864
3 tonne	43277	47883	540	595	7.1 x 2	24.0	9.0 x 27	46731
5 tonne	43279	47884	640	720	9.0 x 2	41.0	9.0 x 27	46735
7.5 tonne	43281	63286	810	865	9.0 x 3	63.0	9.0 x 27	46735
10 tonne	49575	49577	780	890	9.0 x 4	83.0	9.0 x 27	46735
M3 Series Chain Block with overload limiter								
500kg	63067	63109	360	405	5.0 x 1	10.0	5.0 x 15	44863
1 tonne	63068	63063	410	440	6.3 x 1	11.5	6.3 x 19.1	46722
2 tonne	63069	63064	500	520	8.0 x 1	21.0	7.1 x 21	44864
3 tonne	63070	63065	540	595	7.1 x 2	24.0	7.1 x 21	46731
5 tonne	63071	63066	640	720	9.0 x 2	41.0	7.1 x 21	46735
10 tonne	64659	64302	730	890	9.0 x 4	83	9.0 x 27	46735

*Weights shown for Chain Blocks are for standard 3 metre lift models.

PWB Anchor Manual Chain Blocks

► C Series Chain Blocks

PWB Anchor's C Series Chain Blocks have displayed their strength and reliability in industry over many years. They are a cost effective choice, designed to meet demanding applications. Optional lift heights also available.

Standard features include:

- Compact size and lightweight body.
- Strong robust steel construction.
- Suitable for Rigging and Construction applications.

Applications: Manufacturing, construction and mining
Australian Standard: AS1418.2



Capacity	Part No. (3m Lift)	Part No. (6m Lift)	Headroom (mm)	Load Chain Dia (mm) x fall	Weight* (kg)	Load Chain Dia x Pitch (mm)	Load Chain Part No.
500kg	48188	48190	295	5.0 x 1	8.0	5.0 x 15	46719
1 tonne	48191	48193	340	6.3 x 1	12.5	6.3 x 19.1	46722
2 tonne	48487	48489	480	10.0 x 1	28.0	10 x 30	46726
3 tonne	48491	48493	550	8 x 2	25.0	8.0 x 24	46734
5 tonne	48495	48497	690	10.0 x 2	39.0	10 x 30	46726
10 tonne	48499	48500	920	10.0 x 4	78.0	10 x 30	46726
20 tonne	48581	63654	1040	10.0 x 8	168.0	10 x 30	46726

*Weights shown for Chain Blocks are for standard 3 metre lift models.

► Mini II Chain Blocks

The lightweight PWB Anchor Mini II Chain Block is a general purpose, compact unit, designed for a wide range of lighter applications.

Available in standard lift heights of 3 and 6 metres.

Applications: Mining, construction, engineering, entertainment
Australian Standard: AS1418.2



Capacity	Part No. (3m Lift)	Part No. (6m Lift)	Headroom (mm)	Load Chain Dia (mm) x fall	Weight* (kg)	Load Chain Dia x Pitch (mm)	Load Chain Part No.
500kg	43681	43683	295	5.0 x 1	7.5	5.0 x 15	43748
1 tonne	43685	43687	330	6.3 x 1	11.0	6.3 x 19.1	43749
2 tonne	43689	43691	455	9.0 x 1	24.0	9.0 x 27	43750

*Weights shown for Chain Blocks are for standard 3 metre lift models.

Kito Lever Hoists

► L5 Series Lever Hoists

The L5 series lever hoist offers one of the largest range of capacities on the market.

Lightweight, compact and designed for heavy duty work in rigorous and demanding applications. All models feature the patented 'free wheel safety brake mechanism' and nickel plated load chain.

Supplied in standard lift heights of 1.5 metres and 3 metre, with optional lift heights also available.

L5 Series Lever Hoists have earned their position in industry providing strength, endurance and reliability across various applications.

Standard features of a Kito L5 Lever Block

Compact and light weight

Kito's original technology has realised innovative size and weight reductions. Operability, portability and storage have become easier and more convenient.

Nickel plated chain

The nickel plated chain developed and manufactured by Kito has a high strength of 1000N/mm². Besides strength, it is also excellent in both corrosion and wear resistance.

High strength frame

The frame is an integral structure made of carbon steel. For load bearing supports, induction hardening has been applied. The strength has also increased frame thickness.

Lever strength increase

Lever strength (bending, torsion, and lever support) has been improved by reviewing the shape and the thickness of the lever.

Hook latch

A hook latch has been designed to fix securely. The increase of the hook latch thickness has also resulted in greater resistance to deformation and damage.

Weight saving hook

Alloy steel has been used for the hooks of LB025 to LB090. This has allowed weight saving without changing the overall size.

Reliable brake performance

A unique dry condition brake has been designed to have strong braking force.

Maintenance improvement

Cap nuts are used to tighten the gear case and brake cover. This allows maintenance to occur without damaging the screws.



Kito Lever Hoists

► LX Series Lever Hoists

Complementing the Lever Hoist range are the lightweight LX003 and LX005 models. Compact and portable these 250kg and 500kg capacity units are an ideal lever hoist for lifting, lowering or positioning of loads and can be carried or stored in your toolbox. Optional lift heights also available.

Standard features include:

- Compact and Light.
- Easy to carry and easy to use, even in tight quarters or in elevated work locations.
- Fasteners are designed to protect threads from damage making maintenance easier.
- Nickel plated chain.
- The hook latch is highly resistant to deformation and damage.
- Single-step reduction gear, requires manual fastening force and assured load holding. Reliable load fastening can be provided to the last click of the lever.
- LX003 comes complete with belt bag.

Applications: Mining, engineering, construction
Australian Standard: AS1418.2



Capacity	Part No.	Lift Height (metres)	Headroom (mm)	Lever Length (mm)	Load Chain Dia (mm) x fall	Weight (kg)	Load Chain Dia x Pitch (mm)	Load Chain Part No.
250kg	44200	1.0	205	150	3.2 x 1	1.6	3.2 x 9	44835
500kg	44201	1.2	246	180	4.3 x 1	2.6	4.3 x 12.0	44836

Kito Lever Hoists

► L5 Lever Hoist

Available with overload limiter for mining and offshore applications.

Standard features include:

- Unique patented 'Free Wheeling Hub' mechanism.
- Smaller, lighter, high grade (solid), alloy steel frame construction.
- Double brake pads with four braking surfaces.
- Low headroom design.
- Double Pawl & Double Spring Assemblies.
- Nickel plated grade 100 load chain.
- Needle and Ball roller bearings allow maximum mechanical efficiency with minimum effort.

Applications: Mining, construction, engineering, entertainment

Australian Standard: AS1418.2



Capacity	Part No. (1.5m Lift)	Part No. (3m Lift)	Headroom (mm)	Lever Length (mm)	Load Chain Dia (mm) x fall	Weight (kg)	Load Chain Dia x Pitch (mm)	Load Chain Part No.
L5 Lever Block								
800kg	44202	45890	280	245	5.6 x 1	5.7	5.6 x 15.7	44278
1 tonne	44203	62575	300	245	5.6 x 1	5.9	5.6 x 15.7	44278
1.6 tonne	44204	45891	335	265	7.1 x 1	8.0	7.1 x 19.9	44279
2.5 tonne	44205	61917	375	265	8.8 x 1	11.2	8.8 x 24.6	44280
3.2 tonne	44206	45892	395	415	10.0 x 1	15.0	10 x 28.0	44281
6.3 tonne	44207	45893	540	415	10.0 x 2	26.0	10 x 28.0	44281
9 tonne	44208	61498	680	415	10.0 x 3	40.0	10 x 28.0	44281
L5 Lever Block with overload limiter								
800kg	63090	64934	280	245	5.6 x 1	6.0	5.6 x 15.7	44278
1 tonne	63091	64935	300	245	5.6 x 1	6.2	5.6 x 15.7	44278
1.6 tonne	63092	64936	335	265	7.1 x 1	8.4	7.1 x 19.9	44279
2.5 tonne	63093	64937	375	265	8.8 x 1	11.6	8.8 x 24.6	44280
3.2 tonne	63094	64938	395	415	10 x 1	15.2	10 x 28.0	44281
6.3 tonne	63095	64939	540	415	10 x 2	26.2	10 x 28.0	44281
9 tonne	63096	64940	680	415	10 x 3	40.2	10 x 28.0	44281

*Weights shown for Lever Hoists are for standard 1.5 metre lift models.

CM Pullers & Riggers

► CM Puller

The CM Puller is a lightweight tool that lifts or pulls with minimum effort. The puller has almost unlimited applications as it can pull or lift in the vertical or horizontal position or at any angle. Overload protection is available as an optional extra.

Standard features include:

- Designed for heavy-duty construction and industrial applications.
- Aluminium alloy construction, weather proofing and powder coat finish.
- Corrosion resistant .

Applications: Manufacturing, construction and mining
Australian Standard: AS1418.2



Capacity	Part No. (1.5m Lift)	Headroom (mm)	Lever Length (mm)	Load Chain Dia (mm) x Fall	Weight (kg)	Load Chain Dia x Pitch (mm)	Load Chain Part No.
750kg	45036	273	540	6.1 x 1	6.3	6.3 x 19.1	46722
1.5tonne	45041	362	540	7.9 x 1	10.9	7.9 x 21.8	46747
3 tonne	45046	432	540	7.9 x 2	20.0	7.9 x 21.8	46747
6 tonne	45049	543	540	7.9 x 4	29.5	7.9 x 21.8	46747

► CM Rigger

The CM Rigger is designed to handle the rated capacity with minimal effort. Its lightweight, non-kinking, flexible load chain makes the rigger extremely easy to operate. This simple design assures low maintenance, with no special tools required. Hooks are forged steel, heat treated and both top and bottom hooks swivel easily through a full 360°.

Standard features include:

- Lightweight and compact.
- Designed for light industrial lifting and pulling applications.
- Easily stored in a tool box.

Applications: Manufacturing, construction and mining
Australian Standard: AS1418.2



Capacity	Part No. (1.5m Lift)	Headroom (mm)	Lever Length (mm)	Load Chain Dia (mm) x Fall	Weight (kg)	Load Chain Dia x Pitch (mm)	Load Chain Part No.
700kg	43194	273	540	4.7 x 1	3.4	4.7 x 14.2	46754
1400kg	43195	318	540	4.7 x 2	5.7	4.7 x 14.2	46754

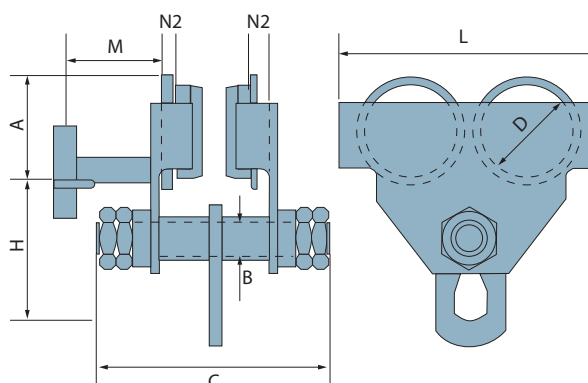
PWB® Girder Trolleys and Clamps

➤ Geared Trolley

Designed to travel along rolled steel joists, universal beams and universal columns. Suits a variety of beam widths. 2.5 metre standard drop hand chain (optional lengths available on request).

Applications: Construction, manufacturing, mining and general engineering.

Australian Standard: AS 1418.2



Capacity	Beam Range (mm)	Part No.	Weight (kg)	Headroom* H (mm)	Wheel Dia. Running surface D (mm)	Min. Radius (m)	A (mm)	C (mm)	L (mm)	M (mm)	N2 (mm)	Hand chain size	Hang Pin Dia (B)
Single Hanger Pin Trolley - Standard Beam													
1 tonne	64-210	49183	20	136	88	0.9	102	352	274	120	22/22	5	30
2 tonne	89-210	49184	30	155	100	1.5	117	371	310	120	22/22	5	36
3/4 tonne	102-210	49185	54	200	130	1.8	145	411	376	166	28/28	5	48
5/6 tonne	114-210	49187	86	252	155	2.4	173	437	460	166	28/28	5	56
Single Hanger Pin Trolley - Wide Beam													
1 tonne	210-268	63697	25	136	88	0.9	102	423	214	120	22/22	5	30
1 tonne	268-330	61605	28	136	88	0.9	102	488	214	120	22/22	5	30
2 tonne	210-268	44102	32	155	100	1.5	117	439	310	120	22/22	5	36
2 tonne	268-330	63698	35	155	100	1.5	117	505	310	120	22/22	5	36
3 tonne	210-268	49186	70	200	130	1.8	145	489	376	166	28/28	5	48
3 tonne	268-330	62318	82	200	130	1.8	145	553	376	166	28/28	5	48
5 tonne	210-268	49188	97	252	155	2.4	173	515	460	166	28/28	5	56
5 tonne	268-330	49625	102	252	155	2.4	173	579	460	166	28/28	5	56
Dual Hanger Pin Trolley													
10 tonne	127-210	49189	175	288	195	3.7	214	468	544	218	36/36	6.3	56
10 tonne	210-330	64124	205	288	195	3.7	214	583	544	218	36/36	6.3	56
20 tonne	210 -330	64125	355	270	195	NA	Dimensions available on request						

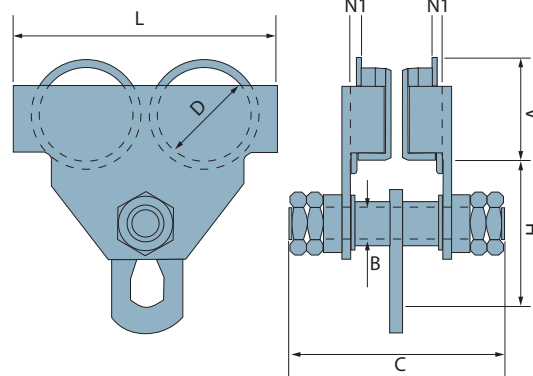
*Running surface of track wheel to hooking surface of hanger plate

PWB® Girder Trolleys and Clamps

► Push Trolley

Designed to travel along rolled steel joists, universal beams and universal columns. Suits a variety of beam widths.

Applications: Construction, manufacturing, entertainment, mining and general engineering.
Australian Standard: AS1418.2



Capacity	Beam Range (mm)	Part No.	Weight (kg)	Headroom* H (mm)	D (mm) Wheel Dia. Running surface	Min.Radius (m)	A (mm)	C (mm)	L (mm)	N1 (mm)	Hang Pin Dia. (B)
Single Hanger Pin Trolley - Standard Beam											
250kg	32-51	44439	3	86	48	0.9	54	116	178	10/10	16
500kg	64-152	49175	7	110	58	0.9	70	256	216	14/14	25
1 tonne	64-210	49176	16	136	88	0.9	102	328	274	14/14	30
2 tonne	89-210	49177	24	155	100	1.5	117	350	310	14/14	36
3/4 tonne	102-210	49178	44	200	130	1.8	145	384	376	14/14	48
5/6 tonne	114-210	49180	74	252	155	2.4	173	414	460	16/16	56
Single Hanger Pin Trolley - Wide Beam											
500kg	64-210	49353	16	110	58	0.9	70	348	216	14/14	25
500kg	210 - 268	49354	18	110	58	0.9	70	412	216	22/22	25
1 tonne	210-268	49355	18	136	88	0.9	102	423	274	22/22	30
1 tonne	268-330	49282	20	136	88	0.9	102	448	274	22/22	30
2 tonne	210-268	44103	27	155	100	1.5	117	439	310	22/22	36
2 tonne	268-330	44641	29	155	100	1.5	117	505	310	22/22	36
3 tonne	210-268	49179	52	200	130	1.8	145	489	376	28/28	48
3 tonne	268-330	49696	54	200	130	1.8	145	553	376	28/28	48
5 tonne	210-268	49181	85	252	155	2.4	173	515	460	28/28	56
5 tonne	268-330	49296	87	252	155	2.4	173	585	460	28/28	56
Dual Hanger Pin Trolley											
10 tonne	127-210	49182	155	288	195	3.7	214	468	544	36/36	56
10 tonne	210-330	49760	170	288	195	3.7	214	583	544	36/36	56

*Running surface of track wheel to hooking surface of hanger plate

PWB® Girder Trolleys and Clamps

► Girder Clamps

Featuring a single threaded adjustment pin for simple and easy installation, PWB Anchor Girder Clamps are supplied in a durable electrostatic enamel finish.

Note: Maximum headroom for narrowest beam width. Headroom decreases as beam width is increased.

Applications: Construction, manufacturing, entertainment, mining and general engineering.

Australian Standard: AS1418.2



Capacity	Part No.	Beam Range (mm)	Headroom (min/mm)	Headroom (max/mm)	Suspension pin dia.(mm)	Weight (kg)
1 tonne	48246	65-230	78	135	20.3	4.8
2 tonne	48247	65-230	78	135	20.3	5.5
3 tonne	48248	100-250	100	160	22.1	11.8
5 tonne	48249	100-320	119	159	40.0	16.0
10 tonne	48476	130-320	150	205	53.0	31.0

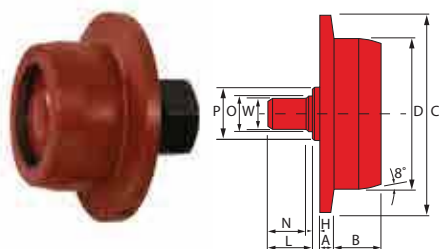
PWB® Cast Iron Wheels

► Trolley Wheels

The PWB Anchor range of single flanged plain trolley wheels are designed from 250kg to 10 tonne capacities (over 4 wheels). Each wheel has a machine cut tread for smooth running on rolled steel joists, universal columns or universal beams. Supplied in high quality cast iron, these trolley wheels are complete with bearings, knurled axle, nut, dust cover and circlip.

Applications: Engineering

Australian Standard: AS1418.2



Capacity (on 4 wheels)	Part No.	D (mm)	A (mm)	B (mm)	C (mm)	W (mm) Thread	H (mm)	L (mm)	N (mm)	P (mm)	O (mm)
250kg*	49476	48	5	14	60	M12	1.5	17	14	22	12
500kg	49477	58	8	27	82	M20	3	27	22	30	20
1 tonne	49478	88	8	27	116	M20	3	27	22	30	20
2 tonne	49479	100	8	32	133	M24	3	33	25	33	24
3 tonne	49480	130	8	37	159	M30	3	40	30	36	30
5 tonne	49481	155	10	43	190	M36	3	49	35	45	36
10 tonne*	49482	195	12	48	232	M42	21	61	43	75	42

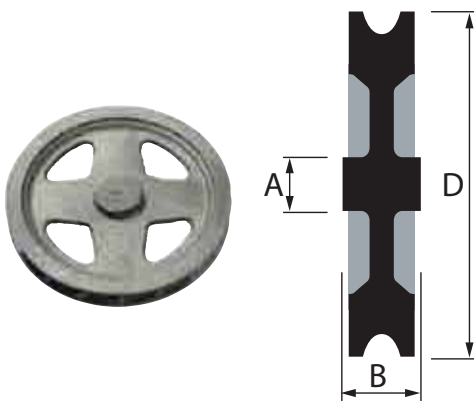
*non-knurled axle, supplied with sellok pin

PWB® Cast Iron Wheels

➤ Hand Wheels

Manufactured from cast iron with an un-machined, solid boss, these hand chain wheels are easily identified by their pattern number and ANCHOR markings and are used in conjunction with the appropriate PWB Anchor Hand Chain.

Applications: Engineering



D (mm)	Part No.	Pattern Number	A (mm)	B (mm)	Hand Chain Dia (mm)	Hand Chain Part No.
132	46342	463	31	32	5.0	40261
170	46338	425	34	25	5.6	46763
180	46328	294	45	25	6.3	46768
210	46343	378	76	27	6.3	46768
245	46330	257	63	33	6.3	46768
265	46339	433	63	33	6.3	46768
330	46331	405	63	38	6.3	46768
380	46333	406	70	38	6.3	46768
460	46335	204	70	38	6.3	46768
610	46336	280	80	64	6.3	46768

Commonly Asked Questions

➤ Chain Blocks

What is the difference between a Chain Block and a Lever Block?

A chain block is a lifting device operated by a hand chain. A lever block is a lifting device operated by rotation of a handle.

What is the difference between a chain block and a chain hoist?

A chain block is a manual lifting device. A chain hoist is a power operated lifting device.

➤ Hand & Trolley Wheels

Are the PWB Hand Wheels machined or un-machined?

Cast wheels are supplied un-machined.

What material are the PWB Trolley Wheels made from?

Trolley wheels are manufactured from cast iron.

➤ Lever Hoists

Is the LX Series Lever Hoist suitable for use in underground coal mines?

No. The basic body of the LX Lever Hoist is manufactured from aluminium, therefore it is susceptible to sparks.

What is the nickel plated load chain on Kito LX and L5 lever hoists?

Grade 100 chain, special high strength alloy, built for high resistance to corrosion and wear.



SPRING BALANCERS

SPRING BALANCERS	128-130
AIR TOOL BALANCERS	130

Endo Spring Balancers

ERP Series Spring Balancers

Standard features include:

- Strong, lightweight aluminium body.
- Easy maintenance with interchangeable kit parts.
- Tapered drum for exact torque retraction across the full stroke.
- Food Grade Balancers also available.

Suitable industries: Engineering, manufacturing and abattoirs

Applications: Suspension of electric or pneumatic power tools, or for hanging tools, parts or welding equipment at workstations or assembly lines



Capacity Min (kg)	Capacity Max (kg)	Part No.	Model	Stroke (m)	Weight (kg)
0.3	0.6	43997	ERP-06	1.5	0.4

EK Series Spring Balancers

Standard features include:

- Strong, lightweight aluminium body.
- Easy maintenance with interchangeable kit parts.
- Tapered drum for exact torque retraction across the full stroke.
- Food Grade Balancers also available.

Suitable industries: Engineering, manufacturing and abattoirs

Applications: Suspension of electric or pneumatic power tools, or for hanging tools, parts or welding equipment at workstations or assembly lines



Capacity Min (kg)	Capacity Max (kg)	Part No.	Model	Stroke (m)	Weight (kg)
0.5	1.5	43335	EK-00	0.5	0.2
0.5	1.5	43334	EK-0	1.0	0.5

Endo Spring Balancers

EW Series Spring Balancers

Standard features include:

- Strong, lightweight aluminium body.
- Heavy duty top and bottom hook.
- Easy maintenance with interchangeable kit parts.
- Tapered drum for exact torque retraction across the full stroke.
- Food Grade Balancers also available.

Suitable industries: Engineering, manufacturing and abattoirs

Applications: Suspension of electric or pneumatic power tools, or for hanging tools, parts or welding equipment at workstations or assembly lines



Capacity Min (kg)	Capacity Max (kg)	Part No.	Model	Stroke (m)	Weight (kg)
1.0	3.0	47885	EW-3	1.3	1.4
2.5	5.0	47886	EW-5	1.3	1.5

EWF Series Spring Balancers

Standard features include:

- Strong, lightweight aluminium body.
- Heavy duty top and bottom hook.
- Easy maintenance with interchangeable kit parts.
- Tapered drum for exact torque retraction across the full stroke.
- 'Anti Snap Back' models available.
- Food Grade Balancers also available.

Suitable industries: Engineering, manufacturing and abattoirs

Applications: Suspension of electric or pneumatic power tools, or for hanging tools, parts or welding equipment at workstations or assembly lines



Capacity Min (kg)	Capacity Max (kg)	Part No.	Model	Stroke (m)	Weight (kg)
4.5	9.0	44263	EWF9	1.3	3.5
9	15	44264	EWF15	1.3	3.8
15	22	44265	EWF22	1.5	7
22	30	44266	EWF30	1.5	7.6
30	40	44267	EWF40	1.5	9.8
40	50	44268	EWF50	1.5	10.2
50	60	44269	EWF60	1.5	11.6
60	70	44270	EWF70	1.5	11.9

▶ ELF Series Spring Balancer

Standard features include:

- Strong lightweight aluminium body.
- 2.5 metre cable lengths.
- Heavy duty top and bottom hook.
- Easy maintenance with interchangeable kit parts.
- Tapered drum for exact torque retraction across the full stroke.

Suitable industries: Engineering, manufacturing and abattoirs

Applications: Ideal for applications for balancers that require a longer stroke



Capacity Min (kg)	Capacity Max (kg)	Part No.	Model	Stroke (m)	Weight (kg)
1.5	3.0	45508	ELF-3	2.5	4.1
3.0	5.0	45509	ELF-5	2.5	4.2
5.0	9.0	45510	ELF-9	2.5	4.7
9.0	15.0	45794	ELF-15	2.5	10.0
15.0	22.0	45795	ELF-22	2.5	10.2
22.0	30.0	45796	ELF-30	2.5	11.0
30.0	40.0	45797	ELF-40	2.5	14.0
40.0	50.0	45798	ELF-50	2.5	14.5
50.0	60.0	45799	ELF-60	2.5	17.0
60.0	70.0	45800	ELF-70	2.5	18.1

▶ Air Tool Balancers

Air Tool balancers perform the function of both hose reel and balancer.

Standard features include:

- Strong lightweight aluminium body.
- Heavy duty top and bottom hook.
- Easy maintenance with interchangeable kit parts.
- Tapered drum for exact torque retraction across the full stroke.

Suitable Industries: Engineering, manufacturing and abattoirs

Applications: Suspension of air tools



Capacity Min (kg)	Capacity Max (kg)	Part No.	Model	Hose Travel (m)	Weight (kg)
0.5	1.5	43351	ATB-0	1.3	1.6
1.5	3.0	43352	ATB-1	1.3	1.7



ENTERTAINMENT HOISTS & ACCESSORIES

CARE & SAFETY INSTRUCTIONS	132
CM LODESTAR ELECTRIC HOIST	133
CM PROSTAR ELECTRIC HOIST	134
ENTERTAINMENT CLAMPS	135
ENTERTAINMENT SHACKLES	135
PWB® EXTRAS	136

Care & Safety Instructions for **Entertainment Hoists**

➤ Safety

Moving heavy loads is hazardous. When lifting equipment is not used correctly or is poorly maintained, accidents and serious injury could result. The following safety precautions should be applied to the operation, maintenance and inspection of PWB Anchor entertainment hoist products.

➤ Before use

- Always read the owner's manual and safety instructions.
- Never lift more than capacity shown on the hoist name plate.
- Always check that the hook latches work properly and replace missing or broken hook latches.
- Never operate a hoist if damaged or malfunctioning.
- Never use a twisted, kinked, damaged or stretched load chain.
- Never use a hoist if the hook latch is missing or broken.
- Never use a hoist without a hoist name plate.
- Never use a modified or deformed hook.
- Never use a hoist in an explosive atmosphere.

➤ While in operation

- Never use a hoist for lifting, supporting or transporting people.
- Never lift or transport loads over or near people.
- Never support a load on the tip of the hook.
- Always make sure that the load is properly seated in the hook.
- Never use the hoist chain as a sling.
- Never swing a suspended load.

WARNING

IMPROPER use of a chain hoist could result in death or serious injury.

CM Entertainment Hoists 415v - 50Hz

The range of CM entertainment hoists from PWB Anchor are easy to handle, operate and maintain. Protected by a lifetime warranty (conditions apply) and designed for versatile operation in the inverted position, PWB Anchor entertainment hoists are supplied in a black powder coat finish and are available in a range of capacities that can be chained up to your specific lift requirements.

► CM Lodestar Electric Hoist

The lodestar D8 is unsurpassed for reliability, a true industry leader. It's clutch, outside the load path, acts as a precise overload device.

Voltage: 415v - 50Hz.

Low Voltage Control: 24v control voltage.

Enclosure: Durable and lightweight housing. Cast aluminium, black powder coated finish for low visibility.

Brake: Heavy duty DC brake.

Gearing: Helical design for long wear life and smooth operation.

Load Chain: Designed and manufactured by Columbus McKinnon USA. Zinc plated to protect against corrosion.

Black phosphate finish optional.

Optional Features: Chain bag - easy to mount cloth type bags.
Chain stop - mounted on load chain to prevent over-travel.

Applications: Entertainment
Australian Standard: AS1418.2



Capacity	Part No.	Model	Lift Speed (m/min)	No. of Chains	Load Chain Dia (mm) x fall	Headroom (mm)	Load Chain Dia x Pitch (mm)	Load Chain Part No.
500kg	47112	F	4	1	6.3 x 1	413	6.3 x 19	43746
1 tonne	47113	L	4	1	7.9 x 1	472	7.9 x 21.8	46747
2 tonne	47114	RR	2	2	7.9 x 2	613	7.9x21.8	46747

CM Entertainment Hoists 415v - 50Hz

► CM Prostar Electric Hoist

The CM Prostar Model is designed and built for the unique rigging applications typically encountered at small venues. Lightweight, quiet, portable and complete with overload protection. Pickle operated weiland tail optional.

Standard features include:

- Available in custom lift heights to suit your requirements.
- Chain stop mounted on load chain prevents over-travel.
- Overload protection helps prevent lifting of dangerous overloads.
- Units are not oil lubricated - no risk of oil on stage.

Control voltage: 110 volt for long cable runs without voltage drop.
Low voltage is available on request.

Enclosure: Lightweight, cast aluminium. Durable and strong black powder coated finish for low visibility

Brake: DC mechanical brake for low maintenance and quiet operation

Gearing: Precision machined gears, heat treated for strength and durability

Load Chain: Designed and manufactured by Columbus McKinnon USA.
Zinc plated to protect against corrosion. Black phosphate finish optional.

Applications: Entertainment
Australian Standard: AS1418.2



Capacity	Part No.	Model	Lift Speed (m/min)	Load Chain (mm)	Headroom (mm)	Load Chain Dia x Pitch (mm)	Load Chain Part No.
250kg	44945	250	4	3.98	281	3.98 x 11.98	44301

PWB® Associated Entertainment Products

► Entertainment Clamps

Low visibility, black powder coat finish and simple to install. Suitable for use with powered hoists such as CM Lodestars and Prostars or chain blocks.

Standard features include:

- Load pin incorporated for load suspension with reduced headroom.
- Working load limit up to 9,890kg.
- Designed to fit flanges of most structural beams.

Applications: Entertainment
Australian Standard: AS1418.2



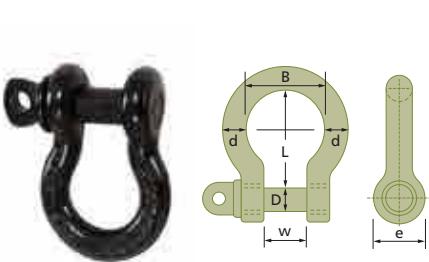
Capacity	Part No.	Beam Range (mm)	Headroom (min/mm)	Headroom (max/mm)	Suspension	Weight (kg)
1 tonne	45785	65-230	78	135	20.3	4.8

► Entertainment Shackles

These shackles represent an easy and effective way of providing a connection of chain, wire rope or other rigging equipment.

Supplied in a black powder coat finish for low visibility.

Applications: Entertainment.
Australian Standard: AS 2741



Size (mm)	WLL (tonnes)	Part No.	d (mm)	D (mm)	W (mm)	L (mm)	B (mm)	e (mm)
13	2.0	41794	13	16	21	48	33	33
16	3.25	41795	16	20	27	61	43	40
19	4.75	41796	19	22	32	72	51	48



CLAMPS FOR LIFTING PURPOSES

PRECAUTIONS FOR THE USE OF LIFTING CLAMPS	138-139
HORIZONTAL LIFTING CLAMPS	140-141
MULTI-DIRECTIONAL LIFTING CLAMPS	142-143
VERTICAL LIFTING CLAMPS	144-146
DRUM CLAMPS	147



Precautions for the use of PWB[®] Lifting Clamps

Important: Before using PWB Anchor Lifting Clamps be sure to read the instruction manual.

► Checking loads before use

- Ascertain the weight of a load and its centre of gravity.
- When lifting a load longer than 1m, calculate the centre of gravity in the lateral (side to side) direction.
- Ensure the load is free of oil and water.

► Use clamps suitable for the lift

- Select clamps according to the mechanism and capacity necessary for the lift.
- Use clamps within the specified capacity (maximum working load, opening size and material hardness).
- Do not lift loads that have a thickness less than 1/4 of the maximum clamp opening size.
- Match the clamp working load capacity to the weight of the load. A load should weigh at least 1/5 of the working load weight of the clamp.
- When lifting loads where the surface is slippery (e.g oil, water etc.), remove the oil first and ensure that the clamp teeth are in good condition.
- Select the appropriate clamp.
- When lifting diagonal materials, use a model SBB clamp and refer to the instructional manual for the correct lifting procedure.
- When lifting long materials vertically (more than 10 times in length/width), use the model SBB Clamp and refer to the instructional manual for the correct lifting procedure.
- Do not use clamps instead of hooks.
- Never use clamps that have been hit hard or had impact type loads placed on them.

➤ Precautions when attaching clamps

- Determine the position to attach clamps so that the safety lock lever (or clutch) does not touch the wire, chain, lifting shackle, or other objects when lifting or lowering.
- Ensure clamps are attached at a position higher than the centre of gravity of the object.
- Make sure the clamps are set close together on the load.
- Make sure that the safety lock (latch or lever) has been set securely.
- Always determine positions for attachment taking into account where the load will be set down.

➤ General precautions

- Do not clamp steel plates from the side if they are to be raised vertically.
- When using many points for lifting, pay attention to unbalanced loads.
- When lifting heavy or long objects (more than 1m), ensure the lift is completed with 2 to 4 lifting clamps.
- Use only certified lifting wires and chains.
- Before lifting check for twists and kinks.
- Use clamps with the correct orientation.
- Do not lift several different objects using separate clamps suspended from one hook.
- Do not lift more than one steel plate with one clamp.

➤ Precautions when lowering and setting down

- Anticipate the impact load where you will be lowering the object.
- Operate a crane slowly to reduce the chance of high impact on the clamps (loading shock).
- After removing clamps from objects ensure that they do not collide with each other.

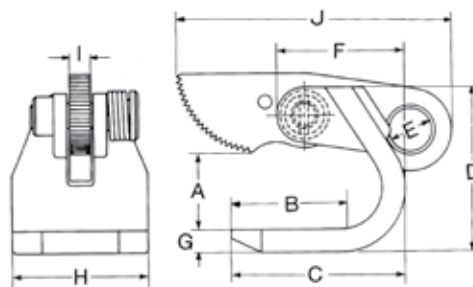
PWB® Horizontal Lifting Clamps

► Horizontal Plate Clamps - Model HO

- Lightweight, induction-hardened, special alloy cam with a lifting hole.
- No side-slipping construction.
- Automatic, powerful clamping mechanism, clamps securely in proportion to the weight of the load. Leaves the materials free from unnecessary scars.
- Main body made of high tensile steel with a welded construction, resistant to cracks.
- Simple construction and operation.
- Baked epoxy finish.
- Must be used in pairs for horizontal lifting.
- Spring closed action on 1 tonne WLL unit (pictured).
- Sprung open on 2tonne & 3 tonne WLL units.
- Manufactured in Japan.

Applications: Horizontal lifting, moving of steel plate

Australian Standard: AS 4991



Part No.	A (mm)	B (mm)	C (mm)	D (mm)	E (mm)	F (mm)	G (mm)	H (mm)	I (mm)	J (mm)	WLL per pair (tonnes)	Set (comprising)	Effective Thickness (mm)	Weight (kg)
44922	56	80	126	126	32	92	16	100	16	206	1.0	2 x HO-0.5t	10-50	8.0
44923	65	95	185	145	36	142	29	110	19	240	2.0	2 x HO-1.0t	10-50	15.0
44924	67	115	210	160	40	160	36	120	22	267	3.0	2 x HO-1.5t	10-50	22.0

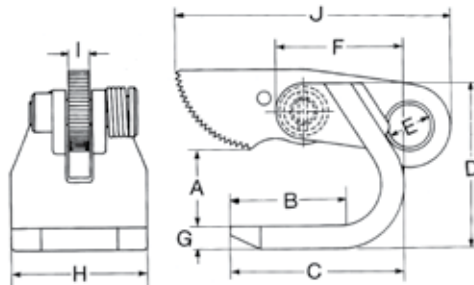
PWB[®] Horizontal Lifting Clamps

► Horizontal Plate Clamps - Model HPC

- Must be used in pairs for horizontal lifting.
- Spring closed action on 1.5 tonne WLL unit.
- Sprung open on 3 tonne and 5 tonne units.
- Manufactured in China.

Applications: Horizontal lifting, moving of steel plate

Australian Standard: AS 4991



Part No.	WLL per pair (tonnes)	A (mm)	B (mm)	C (mm)	D (mm)	E (mm)	F (mm)	G (mm)	H (mm)	I (mm)	J (mm)	Set (comprising)	Effective Thickness (mm)	Weight (kg)
49669	1.5	55	82	127	127	30	50	16	100	16	38	2 x 750kg HPC	10-50	8.0
49670	3.0	52	130	220	157	36	142	32	110	19	47	2 x 1.5t HPC	10-50	15.0
49671	5.0	56	155	260	181	40	172	40	130	22	60h	2 x 2.5t HPC	10-60	29.0

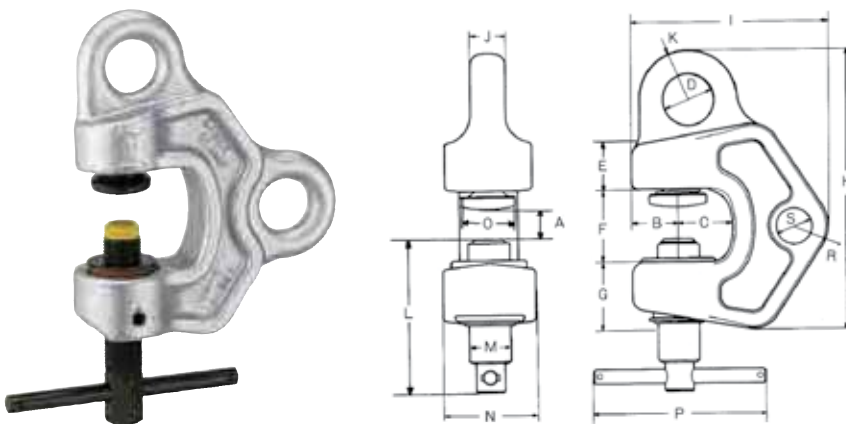
PWB® Multi- Directional Lifting Clamps

► Screw Clamp - Model SBB

- Patented 'torque confirmation device' (visible red ring indicates when tightening force is achieved).
- For horizontal and vertical lifting applications.
- Spring type pressure locking device.
- Twin shackle allows for movement in any direction.
- Double safety feature with screw type vice and automatic clamping mechanism.
- Forged special alloy steel body with galvanised finish.
- Clamp screw and swivel jaw made of induction hardened, alloy steel.
- Tightening force must be minimum of 150kgf-cm.
- Attachment and detachment are easily performed with the patented spring collar.
- Manufactured in Japan.

Applications: Lifting, moving of steel plates

Australian Standard: AS 4991



Part No.	Model	WLL (tonnes)	Hardness Range	Effective Thickness (mm)	Weight (kg)
44925	SBB-05	0.5	Hv 85-320	1-25	1.8
44926	SBB-1	1.0	Hv 85-320	1-40	4.0
44927	SBB-2	2.0	Hv 85-320	1-40	7.6
43497	SBB-3	3.0	Hv 85-320	5-35	8.3
43496	SBB-5	5.0	Hv 85-320	10-40	14.3

Model	B (mm)	C (mm)	D (mm)	E (mm)	F (mm)	G (mm)	H (mm)	I (mm)	J (mm)	K (mm)	L (mm)	M (mm)	N (mm)	O (mm)	P (mm)	Q (mm)	R (mm)	S (mm)
SBB-05	23	25	27	22	41	29	140	112	15	24	96	20	46	26	150	15	24	27
SBB-1	30	45	32	31	61	46	203	166	18	34	124	24	55	36	150	22	34	32
SBB-2	37	43	36	44	66	46	218	185	25	38	134	32	74	44	150	25	36	32
SBB-3	40	47	45	40	60	60	240	170	30	43	137	36	80	50	150	30	30	31
SBB-5	48	55	50	45	70	70	276	213	35	47	150	40	96	60	150	35	45	37

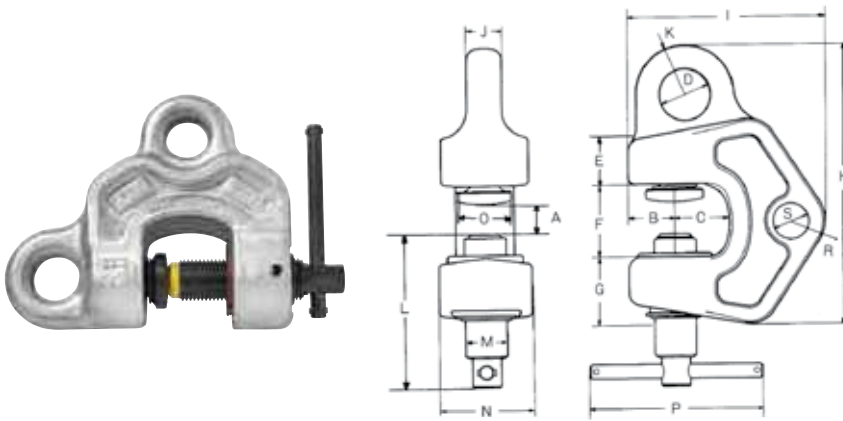
PWB® Multi- Directional Lifting Clamps

► Screw Clamp - Model SBBA

- Patented 'torque confirmation device' (visible red ring indicates when tightening force is achieved).
- Suitable for most bisalloy steel (up to Hv600).
- Spring type pressure locking device.
- Twin Shackle allows movement in any direction.
- Double safety feature with screw type vice and automatic clamping mechanism.
- Clamp screw, edge pad and swivel jaw made of induction hardened, alloy steel.
- For steel plates with higher hardness range.
- Tightening force on SBBA must be a minimum of 300kgf-cm.
- Manufactured in Japan.

Applications: Lifting, moving of steel plates

Australian Standard: AS 4991



Part No.	Model	WLL (tonnes)	Hardness Range	Effective Thickness (mm)	Weight (kg)
44932	SBBA-05	0.5	Hv 85-600	1-25	1.8
49600	SBBA-1	1.0	Hv 85-600	1-40	4.0
49601	SBBA-2	2.0	Hv 85-600	1-40	7.6
49602	SBBA-3	3.0	Hv 85-600	5-35	8.3

Model	B (mm)	C (mm)	D (mm)	E (mm)	F (mm)	G (mm)	H (mm)	I (mm)	J (mm)	K (mm)	L (mm)	M (mm)	N (mm)	O (mm)	P (mm)	Q (mm)	R (mm)	S (mm)
SBBA-05	23	25	27	22	41	29	140	223	15	24	96	20	46	26	150	15	24	27
SBBA-1	30	45	32	31	61	46	203	166	18	34	124	24	55	36	150	22	34	32
SBBA-2	37	43	36	43	66	45	210	183	25	38	134	32	70	44	150	25	36	32
SBBA-3	40	47	45	40	60	60	240	170	30	42	137	36	80	50	150	30	30	31

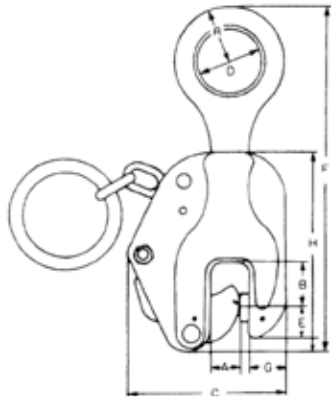
PWB® Vertical Lifting Clamps

▶ Vertical Plate Clamp - Model E

- Dependable latch type safety lock (spring type clamping mechanism).
- Automatic Powerful clamping mechanism, clamps securely in proportion to the weight of the load. Clamps with a force of more than twice the lifting load, yet leaves the material free from unnecessary scars.
- Induction hardened, special alloy steel cam.
- Main body made of high-tensile steel with a welded construction, resistant to cracks.
- Round swivel jaw to grip steel materials securely.
- Easy to handle, large sized lifting shackle.
- Baked epoxy finish.
- Crack resistant, welded construction.
- Lightweight, easy to use, safety lock latch.
- PWB VPC & SBBA state higher grade steel suitability.
- Manufactured in Japan.

Applications: Lifting, moving and turning steel plates

Australian Standard: AS 4991



Part No.	Model	WLL (tonnes)	Hardness Range	Effective Thickness (mm)	Weight (kg)	A (mm)	B (mm)	C (mm)	D (mm)	E (mm)	F (mm)	G (mm)	H (mm)	I (mm)	R (mm)	W1 (mm)	W2 (mm)
43283	E-1t	1.0	Hv 85-320	3-20	3.6	23	36	124	50	24	225-265	33	155	12	38	51	30
43284	E-1t	1.0	Hv 85-320	3-30	4.3	34	45	141	50	25	240-295	35	180	12	38	51	30
43286	E-2t	2.0	Hv 85-320	3-30	5.7	35	45	153	60	30	270-320	40	194	14	44	60	36
43287	E-3t	3.0	Hv 85-320	3-35	9.0	40	50	175	60	35	315-375	45	226	19	50	68	40
43290	E-5t	5.0	Hv 85-320	5-45	16.7	50	50	218	65	45	380-440	57	260	22	55	76	44

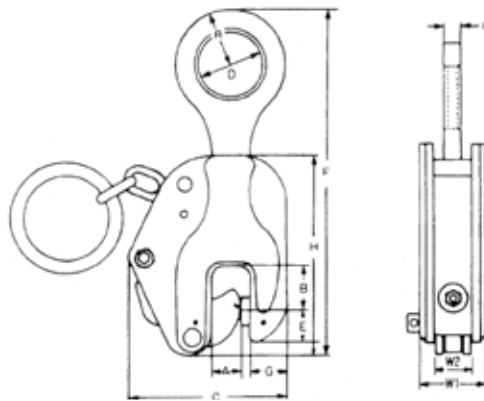
PWB® Vertical Lifting Clamps

▶ Anchor Plate Lifting Clamp - Model VPC

- Rigid steel construction.
- Manufactured in China.

Applications: Lifting, moving and turning steel plates

Australian Standard: AS 4991



Part No.	Model	WLL (tonnes)	Hardness Range	Effective Thickness (mm)	Weight (kg)	A (mm)	B (mm)	C (mm)	D (mm)	E (mm)	F (mm)	G (mm)	H (mm)	I (mm)	R (mm)	W1 (mm)	W2 (mm)
49311	1t VPC	1.0	Hv 85-400	3-20	3.9	25	37	125	50	24	275	30	156	14	38	53	31
49667	2t VPC	2.0	Hv 85-400	3-30	6.0	36	45	155	60	30	320	51	194	15	44	60	35
49668	3t VPC	3.0	Hv 85-400	3-35	9.8	40	47	175	60	36	380	58	227	20	51	68	39

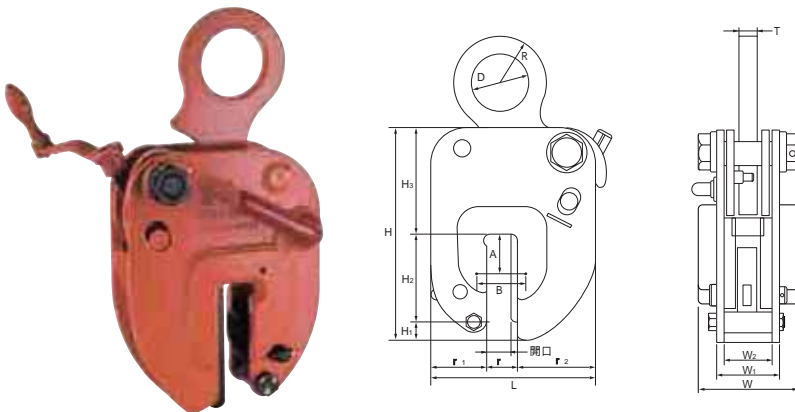
PWB® Vertical Lifting Clamps

▶ Vertical Non-marring Clamp - Model NE

- Screw type, wedge clamping mechanism with smooth rotation.
- Automatic powerful clamping mechanism, clamps securely in proportion to the weight of the load.
- Large-sized, high tensile steel wedge to securely grip steel plates without scars.
- Main body made of high-tensile steel with a welded construction, resistant to cracks.
- Easy to handle, large sized lifting shackle.
- Stopper cam locking mechanism to prevent slippage.
- Guide pin which allows visual indication of locking.
- Baked epoxy finish.
- Manufactured in Japan.

Applications: Lifting, moving and turning steel plates

Australian Standard: AS 4991



Part No.	Model	WLL (tonnes)	Hardness Range	Jaw Opening (mm)	Effective Thickness (mm)	Weight (kg)
45005	NE-0.5t	0.5	Hv 85-250	0-20	3-20	5.8
45006	NE-1t	1.0	Hv 85-250	5-25	5-25	8.6
45007	NE-2t	2.0	Hv 85-250	5-30	5-30	15.1
45008	NE-3t	3.0	Hv 85-250	10-35	10-35	23.6

Model	I (mm)	I1 (mm)	I2 (mm)	L (mm)	H1 (mm)	H2 (mm)	H3 (mm)	H (mm)	W1 (mm)	W2 (mm)	W (mm)	D (mm)	R (mm)	T (mm)	A (mm)	B (mm)
NE-0.5t	25	55	68	148	18	78	99	195	36	48	60	50	40	12	40	40
NE-1t	31	60	80	171	27	88	110	225	43	55	71	50	45	16	50	50
NE-2t	36	71	91	198	26	107	133	266	54	71	87	60	55	19	50	60
NE-3t	40	85	100	225	35	110	155	300	62	82	102	60	55	19	60	60

PWB® Drum Clamps

▶ Drum Clamps

Three designs are available to provide safe, fast lifting and repositioning of 210 litre (44 gallon) drums, with or without lids. The available types are:

- Vertical drum clamp (suitable for drums with a lid)
- Horizontal drum clamp (suitable for drums with a lid)
- Vertical drum tong (for drums without a lid)

Standard features include:

- Main body made of high tensile steel with welded construction that is resistant to cracks.
- Design factor 5:1.
- Epoxy painted finish.

Applications: Lifting

Australian Standard: AS 4991



Part No.	Model	Capacity (kg)	Drum size	Headroom (mm)	Suspension hole Dia (mm)	Weight (kg)
44274	Vertical Drum Clamp	500	200	152	50	5



Part No.	Model	Capacity (kg)	Drum size	Headroom (mm)	Suspension hole Dia (mm)	Weight (kg)
44275	Horizontal Drum Clamp	500	200	470	50	5



Part No.	Model	Capacity (kg)	Drum size	Headroom (mm)	Suspension hole Dia (mm)	Weight (kg)
44276	Vertical Drum Tong	500	200	520	50	14



WINCHES HAND & INDUSTRIAL

PRECAUTIONS FOR THE USE OF PWB® WINCHES	150
DL SERIES HAND WINCHES	151
DLB SERIES LOAD-BRAKE WINCHES	151
B SERIES BRAKE WINCHES	152
INDUSTRIAL LOAD-BRAKE WINCHES	152
ELECTRIC WINCHES	153-154
TUGGER WINCHES	155
PWB® WINCH ASSOCIATED PRODUCTS	156-157

Precautions for the use of PWB[®] Winches

➤ Safety

Moving heavy loads is hazardous. When lifting equipment is not used correctly or is poorly maintained, accidents and serious injury could result. The following safety precautions should be applied to the operation, maintenance and inspection of PWB Anchor winch products.

➤ Always

- Read the owner's manual and any safety instructions.
- Keep hands away from the drum, gears, wire cable and other moving parts of the equipment.
- Check the operation of the winch prior to use.
- Ensure unnecessary personnel are kept away from the winch whilst in operation.

➤ Remember

- Never use a winch for lifting, supporting or transporting people, or for loads over areas where people could be present.
- Never walk or work under a load or in the line of force of any load.
- Never exceed the capacity of a winch or component.
- Never operate or modify a winch, if damaged or malfunctioning.

WARNING

Never use a winch cable or strap as a sling.

PWB® Winches

DL Series Hand Winches

- Manufactured by Dutton Lanson, USA.
- Permanently lubricated drive shaft bearings.
- Welded and brazed construction for greater strength.
- Supplied in the TUFFPLATE® finish.
- DL2500AB fitted with hand-brake.

Note: Wire Cable or Web straps NOT included on Winches.

Applications: Recreational and marine



Model	Part No.	Rated Capacity (kg)	Drum Hub dia (mm)	Gear Ratio	Handle Length	Reversible Ratchet	Cable	Strap
							Drum Capacity (max)	
DL600A	45069	272	16	3.2:1	178mm	No	4mm x 18.5m	5m x 50mm
DL900A	45070	408	16	3.2:1	178mm	No	5mm x 12m	5m x 50mm
DL1100A	43842	499	22	3.7:1	178mm	No	5mm x 24m	9m x 50mm
DL1300A	43505	590	22	4.4:1	178mm	No	5.5mm x 18m	9m x 50mm
DL1402A	47794	635	22	4.4:1	242mm	Yes	6mm x 40m	9m x 50mm
DL1800A	45066	817	28.5	5.4:1	242mm	Yes	7mm x 18m	11.5m x 50mm
DL2500A	45067	1134	28.5	17.3:1/5.4:1	242mm	Yes	8mm x 15m	11.5m x 50mm
DL2500AB	45068	1134	28.5	17.3:1/5.4:1	242mm	Yes	8mm x 15m	11.5m x 50mm

DLB Series Load-Brake Winches

- Manufactured by Dutton Lanson, USA.
- Automatic self-locking friction plate brake which supplies a constant, positive holding action for additional safety and control.
- Mountable in either the vertical or horizontal position.
- Requires a minimum operating load.
- Supplied in copper bronze powder coat finish.

Note: Wire Cable or Web straps NOT included on Winches.

Applications: Recreational and marine



Model	Part No.	Rated Capacity (kg)	Drum Hub dia (mm)	Gear Ratio	Handle Length	Min. Load (kg)	Cable	Strap
							Drum Capacity (max)	
DLB800A	45073	363	48	4.4:1	178mm	23	5mm x 21m	8m x 50mm
DLB1200A	45071	545	64	5.4:1	178mm	23	5.5mm x 21m	9m x 50mm
DLB1500A	45072	681	64	5.4:1	238mm	34	6mm x 18m	9m x 50mm

PWB® Winches

► B Series Brake Winch

- Manufactured by Dutton Lainson, USA.
- Extra heavy duty construction.
- Drive shaft needle bearings are fitted with a gear cover to enclose the brake mechanism.
- Requires a minimum operating load.
- Supplied in copper bronze powder coat finish.

Note: Wire Cable or Web straps NOT included on Winches.

Applications: Recreational and marine



Model	Part No.	Rated Capacity (kg)	Drum Hub dia (mm)	Gear Ratio	Handle Length	Min. Load (kg)	Drum Capacity (max) Cable
B1500	45074	681	28.5	6:1	311	68	6mm x 16m
B2500	45075	1135	34	12:1	311	136	8mm x 15.5m

► Industrial Load-Brake Winch

- Fitted with an automatic (Weston) style brake that automatically suspends or holds the load, when the handle winding ceases.
- Mountable in either the vertical or horizontal position.
- Large, heavy duty drum for wire rope reeling.

Note: Wire Cable or Web Straps NOT included on Winches.

Applications: Heavy industrial pulling and hauling



Model	Part No.	Brake Type	Drum Hub dia (mm)	Handle turns to move m	Handle Length	Effort on handle for rated load	Drum Capacity (max) Cable
500kg	43262	Automatic (Weston)	102	21.5	305	16 kg	8mm x 27.5m
1 tonne	43162	Automatic (Weston)	140	53	235	16 kg	13mm x 40m

PWB® Strong Arm Electric Winches

▶ SA Series (12v) DC Electric Winch

- Manufactured by Dutton Lanson, USA.
- Dynamic motor brake as well as a mechanical friction brake to securely hold the load.
- Circuit-breaker overload protection.
- Power-in, power-out, controlled freewheeling clutch and automatic brake.
- SA Series equipped with flexible high strength aircraft cable.
- Emergency crank handle is standard equipment.
- Remote control kits are also available.

All 12 volt DC models include wiring harness (7.5m positive battery and 2.4m earth wiring)

Applications: Recreation and marine



Model	Part No.	Volts/Amps	Load Capacity (kg)	Gear Ratio	Cable fitted
SA5000	45077	12V DC/70A	681	189:1	5mm x 6m
SA7000	45078	12V DC/70A	999	189:1	5mm x 15m
SA9000	45079	12V DC/70A	1362	570:1	5.5mm x 7.5m
SA12000	45076	12V DC/70A	2043	570:1	5.5mm x 15m

StrongArm remote control

When the traditional method of switch controls become cumbersome or does not suit the application, PWB Anchor offers a plug-in remote control that allows the user to operate the winch from up to 3 metres away and can be unplugged for safe storage.

Sold separately, refer PWB Anchor Part No 46446.

PWB® Dutton Lainson Electric Winches

► TW (12v) Series DC Electric Winch

- Manufactured by Dutton Lainson, USA.
- Power-in and freewheel-out operation with positive mechanical brake.
- Clutch control knob engages gears or releases load in a controlled freewheel mode.
- 7.62m lanyard remote operation is included.
- Equipped with a 6.096m x 5.08cm polyester strap and hook.

All 12 volt DC models include wiring harness (7.5m positive battery and 2.4m earth wiring).

Applications: Recreational and marine



Model	Part No.	Volts/Amps	Load Capacity (kg)	Gear Ratio	Strap Fitted
TW4000	43579	12V DC / 40A	681	324:1	6m x 50mm
TW9000	43580	12V DC / 70A	1362	570:1	6m x 50mm

Replacement straps, cables & handles

Replacement web straps are available for the TW Series StrongArm Winches.

TW4000 strap, Part No. 43636. TW9000 strap, Part No. 43630.

A range of various size wire rope cables, straps, winding handles, covers and other spare parts are also available from Dutton-Lainson for the range of winches. Please contact your local PWB Anchor branch for more information.

PWB® Winches

► Tugger Wire Rope Winch

- Lightweight and versatile.
- Can be used at any angle and is not restricted in rope length enabling wire rope to be fed through two sets of interlocking jaws by a single operating lever.
- Not to be used for lifting applications unless fitted and tested with an approved lifting hook.

Applications: Pulling, spanning and 4WD recovery.



Model	Part No.	Lifting Capacity (kg)	Pulling Capacity (tonnes)	Operating Effort at rated load (kg)	Handle Length (mm)	Rope Length (m)	Rope Diameter (mm)	Clevis Pin Diameter (mm)UT08
UT08	48612	800	1.25	29	740	20	8.3	22
UT16	48613	1600	2.5	42	1120	20	11	25
UT32	48614	3200	5.0	45	1120	10	16	30
UT32	48821	3200	5.0	45	1120	20	16	30

► Replacement Wire Rope & Reeler

Applications: Pulling, spanning and 4WD recovery.



Part No.	Rope for model	Rope (length x dia.)
43274	UT08	20m x 8mm
43276	UT16	20m x 11mm
43280	UT32	10m x 16mm
44822	UT32	20m x 16mm

PWB® Winch Associated Products

Complementing the winch products, PWB Anchor offers a range of associated products, such as:

▶ Shackles

Refer page 162.

▶ PWB Manual Sheaves & Sheave Blocks

Refer page 165 - 167.

▶ Trailer Safety Chain

Refer page 67.

▶ Uni-Drag Chain Kit

Refer page 77.

▶ Off-Road Block

- Specially designed for most off-road vehicle recovery situations.
- Suitable for use with hand or power operated winches with a rope diameter of up to 11mm.
- The large diameter fixing hole also fits directly over tow-balls for easy operation.
- Sheave is fitted with bronze bush and grease nipple.
- Not to be used for lifting.

Applications: 4WD recovery



Part No.	Maximum Pulling Load (tonnes)	Sheave Dia (mm)	Wire Dia (mm)	Finish
44616	8	125	11	Plated

PWB® Winch Associated Products

► DL Industrial Jacks

Dutton-Lainson supply a range of industrial Jacks used for lifting and levelling applications on trailer type equipment. Made up of precision rolled Acme thread inner screw, heavy duty thrust bearing and heavy gauge steel inner and outer tubes for long life, easy cranking and trouble free operation.

A range of traditional rigid and swivel mount tongue jacks also available.

Applications: Trailers and caravans.

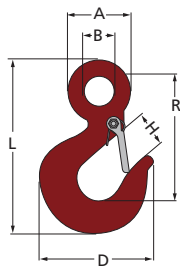


Part No.	Description
44461	DL IND JACK 10" SIDE HDL 22698
44463	DL IND JACK 15" TOP HDL #22696


Other models available on request.

► Eye Hoist Hook

Applications: Pulling, spanning and 4WD recovery



Chain Size (mm)	MWL (tonnes)	A (mm)	B (mm)	D (mm)	H (mm)	L (mm)	R (mm)	Mass (kg)	Part No.
5	1.0	38	19	76	24	111	82	0.25	40470
6	1.5	44	22	81	25	125	93	0.36	40471
8	2.0	54	29	92	28	134	104	0.50	40472
10	3.0	64	32	104	31	164	119	0.77	40473
13	4.5	78	40	127	38	202	147	1.60	40474
16	7.0	98	51	165	49	257	186	3.00	40475



SHACKLES ALLOY & WIDE BODY

YOKE® WIDE BODY SHACKLES	160
PWB® GRADE M SHACKLES	160
PWB® GRADE S SHACKLES	161-162

Yoke® Wide Body Shackles

► Forged Alloy Wide Body Shackle

- Shackles are forged from alloy steel with alloy pin.
- Size and Working Load Limit permanently shown on each shackle.
- All Shackles come with a batch code that links the product to it's test certificate for traceability.
- 100% magnaflux crack detection during manufacturing.

Applications: Marine, agricultural and general industrial



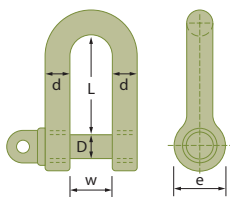
Part No.	Size (mm)	Working Load Limit (tonnes)	A (mm)	B (mm)	C (mm)	D (mm)	E (mm)	G (mm)	H (mm)	K (mm)	R (mm)	W (mm)	N.W (kg)
41180	19	7	91	41	18	22	32	46	150	104	32	33	1.7
41181	26	12.5	118	54	23	29	41	61	194	140	35	44	3.8
41182	32	18	148	64	30	36	51	68	238	172	38	54	6.7
41183	38	30	176	80	35	45	64	89	289	216	45	60	12.5

PWB® Grade M Shackles

► Grade M Screw Pin Shackles

- Large Dee with screw collar pin formation.
- Available in galvanised finish.
- Suitable for lifting purposes.

Applications: Marine, agricultural and general industrial
Australian Standard: AS 2741



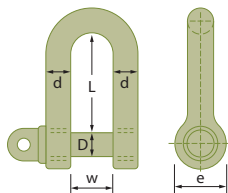
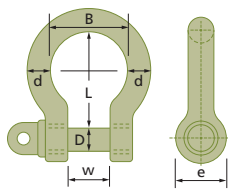
Part No.	Size (mm)	WLL (tonnes)	d (mm)	D (mm)	w (mm)	L (mm)	e (mm)
46268	10	0.5	10	13	19	38	25
46269	13	0.75	13	16	28	54	32
46270	16	1.5	16	20	32	63	38
46271	19	2.0	19	22	38	73	44
46272	22	3.0	22	25	44	83	51
46273	25	3.8	25	30	51	95	57

PWB® Grade S Shackles

► Grade S Safety Pin Shackles

- Easy and effective way of providing a connection to chain, wire rope and other fittings.
- Fitted with bolt, nut and split pin.
- Supplied in a galvanised finish with yellow painted pin.
- Suitable for lifting purposes.

Applications: Marine, agricultural, lifting and general industrial
Australian Standard: AS 2741



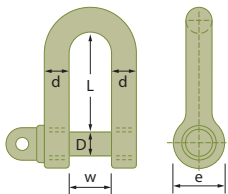
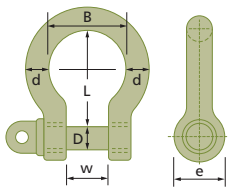
Size (mm)	WLL (tonnes)	d (mm)	D (mm)	w (mm)	L (mm)	B (mm)	e (mm)	Part No.
Bow Type								
13	2.0	13	16	21	48	33	33	41233
16	3.25	16	20	27	61	43	40	41234
19	4.75	19	22	32	72	51	48	41235
22	6.5	22	27	37	84	58	54	41236
25	8.5	25	30	43	95	68	60	41237
29	9.5	29	33	46	108	74	67	41238
32	12.0	32	36	52	119	83	76	41239
35	13.5	35	39	57	133	92	84	41240
38	17.0	38	42	60	146	98	92	41241
44	25.0	44	51	73	178	127	110	41755
51	35.0	51	57	82	197	146	127	41978
63	55.0	63	70	105	267	184	152	41979
76	85.0	76	83	127	330	200	165	41980
Dee Type								
13	2.0	13	16	21	41	-	33	41743
16	3.25	16	20	27	51	-	40	41744
19	4.75	19	22	32	60	-	48	41745
22	6.5	22	27	37	71	-	54	41746
25	8.5	25	30	43	81	-	60	41747
29	9.5	29	33	46	90	-	67	41748
32	12.0	32	36	52	100	-	76	41749
35	13.5	35	39	57	113	-	84	41750
38	17.0	38	42	60	124	-	92	41751
44	25.0	44	51	73	146	-	110	41981
51	35.0	51	57	82	171	-	127	41982
63	55.0	63	70	105	203	-	152	41983
76	85.0	76	83	127	229	-	165	41984

PWB® Grade S Shackles

► Grade S Screw Pin Shackles

- Screw collar pin formation.
- Supplied in a galvanised finish with yellow painted pin.
- Suitable for lifting purposes.

Applications: Marine, agricultural, lifting and general industrial
Australian Standard: AS 2741



Size (mm)	WLL (tonnes)	d (mm)	D (mm)	w (mm)	L (mm)	B (mm)	e (mm)	Part No.
Bow Type								
6	0.5	6	8	12	29	20	17	48071
8	0.75	8	10	13	31	21	21	48072
10	1.0	10	12	17	37	26	25	48073
11	1.5	11	14	18	43	29	27	48074
13	2.0	13	16	21	48	33	33	48075
16	3.25	16	20	27	61	43	40	48076
19	4.75	19	22	32	72	51	48	48077
22	6.5	22	27	37	84	58	54	48078
25	8.5	25	30	43	95	68	60	48079
29	9.5	29	33	46	108	74	67	48080
32	12.0	32	36	52	119	83	76	48081
35	13.5	35	39	57	133	92	84	48082
38	17.0	38	42	60	146	98	92	48083
44	25.0	44	51	73	178	127	110	41970
50	35.0	51	57	82	197	146	127	41971
63	55.0	63	70	105	267	184	152	41972
Dee Type								
6	0.5	6	8	12	22	-	17	48058
8	0.75	8	10	13	26	-	21	48059
10	1.0	10	12	17	32	-	25	48060
11	1.5	11	14	18	37	-	27	48061
13	2.0	13	16	21	41	-	33	48062
16	3.25	16	20	27	51	-	40	48063
19	4.75	19	22	32	60	-	48	48064
22	6.5	22	27	37	71	-	54	48065
25	8.5	25	30	43	81	-	60	48066
29	9.5	29	33	46	90	-	67	48067
32	12.0	32	36	52	100	-	76	48068
35	13.5	35	39	57	113	-	84	48069
38	17.0	38	42	60	124	-	92	48070
44	25.0	44	51	73	178	-	110	41974
50	35.0	51	57	82	197	-	127	41975
63	55.0	63	70	105	267	-	152	41976



TRAWL & SHEAVE BLOCKS MANUALLY OPERATED

YOKE® TRAWL BLOCKS	164
PWB® MANUAL SHEAVES	165
PWB® MANUALLY OPERATED SHEAVE BLOCKS	166-167
YOKE® SNATCH BLOCKS	168

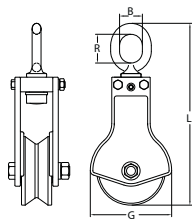
Yoke® Trawl Blocks

Manufactured with the highest quality steel available. Corrosion resistant, particularly in a salt water environment. Sealed bearings for increased life span and performance.

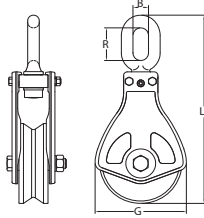
Test certificates available on request.

Applications: Marine and fishing industry

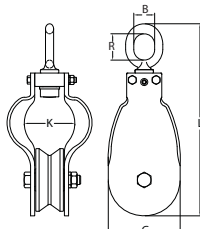
► Trawl Blocks with Swivel Eye



Part No.	WLL (tonnes)	Sheave Diameter (inch)	Sheave width	B (mm)	R (mm)	G (mm)	L (mm)	N.W (Kg)
Needle type								
46732	5	6	2 3/4	50	63	178	398	11.9



Part No.	WLL (tonnes)	Sheave Diameter (inch)	Sheave width	B (mm)	R (mm)	G (mm)	L (mm)	N.W (Kg)
Tapered type								
46741	10	8	2 7/8	38	82	223	474	19.7

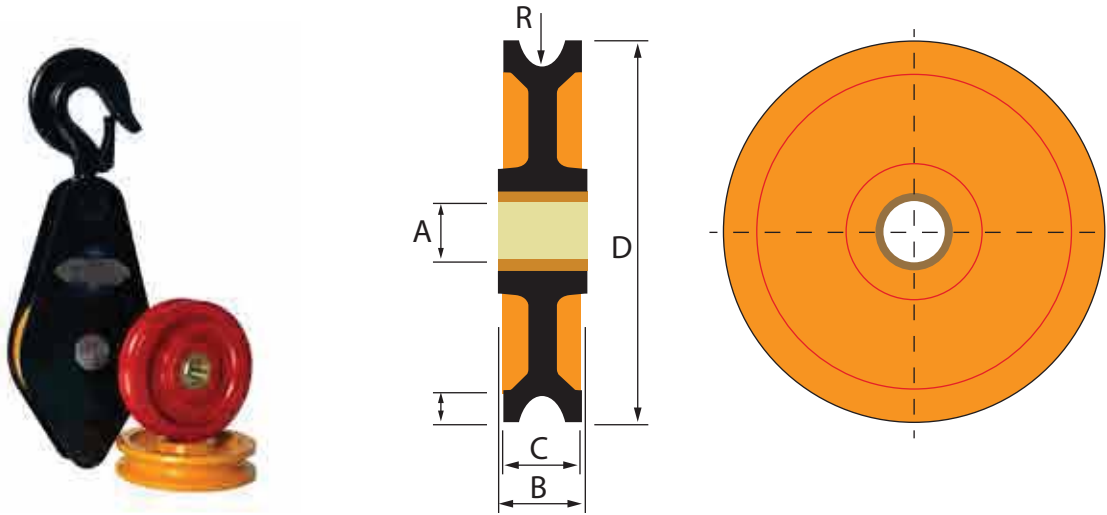


Part No.	WLL (tonnes)	Sheave Diameter (inch)	Sheave width	B (mm)	R (mm)	G (mm)	L (mm)	N.W (Kg)
Bronze bushed								
46736	5	6	2 3/4	50	63	172	460	14.2

PWB[®] Manual Sheaves

Fully interchangeable sheaves.

Applications: For use with manila and wire rope



➤ Manila Rope Sheaves - Red Enamel Finish



Sheave Dia. D (mm)	Part No.	A (mm)	B (mm)	C (mm)	E (mm)	Rope dia. R (mm)
63	45588	12.5	20.5	19.5	3.2	10
75	45590	12.5	20.5	19.5	4.8	12
100	45594	19	24.5	23	6.4	16
125	45598	22	29.5	27	7.1	20
150	45600	25	32	30	8	24
200	45604	35	46	44	11	32

➤ Wire Rope Sheaves - Yellow Enamel Finish



Sheave Dia. D (mm)	Part No.	A (mm)	B (mm)	C (mm)	E (mm)	Rope dia. R (mm)
63	45589	12.5	20.5	19.5	4.8	5
75	45591	12.5	20.5	19.5	6.4	6
100	45595	19	24.5	23	8	8
125	45599	22	29.5	27	11	10
150	45601	25	32	30	12.7	12
200	45605	35	46	44	16	16

PWB® Manually Operated Sheave Blocks

► Single Sheave Block

- Fully interchangeable sheaves .
- Supplied with either drop forged swivel hooks or swivel eyes.
- Becketts are standard on all single and double blocks.
- Bronze bushes and safety latches are standard across the range.

Applications: Block and tackle, general pulling

Australian Standard: AS 2089



Sheave dia (mm)	63	75	100	125	150	200
Capacity	250kg	250kg	500kg	1t	1t	2t
Manilla Rope dia (mm)	10	12	16	20	24	32
Hook Suspended - Part No	45621	45638	45671	45705	45722	45756
Eye Suspended - Part No	45613	45630	45663	45697	45714	45748
Wire Rope dia. (mm)	5	6	8	10	12	16
Hook Suspended - Part No	45624	45641	45674	45708	45725	45759
Eye Suspended - Part No	45616	45633	45666	45700	45717	45751

► Double Sheave Block

- Fully interchangeable sheaves .
- Supplied with either drop forged swivel hooks or eyes.
- Becketts are standard on all single and double blocks.
- Bronze bushes and safety latches are also standard across the range.

Applications: Block and tackle, general pulling

Australian Standard: AS 2089



Sheave dia (mm)	63	75	100	125	150	200
Capacity	250kg	250kg	750kg	1t	1t	2t
Manilla Rope dia (mm)	10	12	16	20	24	32
Hook Suspended - Part No	45619	45636	45669	45703	45720	-
Eye Suspended - Part No	45611	45628	45661	45695	45712	45746
Wire Rope dia. (mm)	5	6	8	10	12	16
Hook Suspended - Part No	45620	45637	45670	45704	45721	45755
Eye Suspended - Part No	45612	45629	45662	45696	45713	45747

PWB[®] Manually Operated Sheave Blocks

► Treble Sheave Block

- Fully interchangeable sheaves .
- Supplied with either drop forged swivel hooks or swivel eyes.
- Becketts are standard on all single, double and treble blocks.
- Bronze bushes and safety latches are also standard across the range.

Applications: Block and tackle, general pulling

Australian Standard: AS 2089



Sheave dia (mm)	63	75	100	125	150	200
Capacity	250kg	250kg	750kg	1t	1t	2t
Manilla Rope dia (mm)	10	12	16	20	24	32
Hook Suspended - Part No	45625	45642	45675	45709	45726	-
Eye Suspended - Part No	-	45634	45667	45701	45718	-
Wire Rope dia. (mm)	5	6	8	10	12	16
Hook Suspended - Part No	45626	45643	45676	45710	45727	45761
Eye Suspended - Part No	-	45635	45668	45702	45719	-

► Snatch Block

- Fully interchangeable sheaves .
- Supplied with either drop forged swivel hooks or swivel eyes.
- Becketts are standard on all single and double blocks.
- Bronze bushes and safety latches are also standard across the range.

Applications: Block and tackle, general pulling

Australian Standard: AS 2089



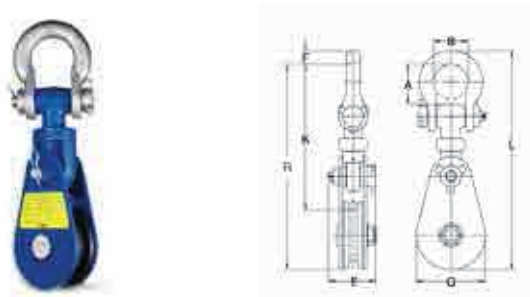
Sheave dia (mm)	63	75	100	125	150	200
Capacity	250kg	250kg	750kg	1t	1t	2t
Manilla Rope dia (mm)	10	12	16	20	24	32
Hook Suspended - Part No	45622	45639	45672	45706	45723	45757
Eye Suspended - Part No	45614	45631	45664	45698	45715	45749
Wire Rope dia. (mm)	5	6	8	10	12	16
Hook Suspended - Part No	45623	45640	45673	45707	45724	45758
Eye Suspended - Part No	45615	45632	45665	45699	45716	45750

Yoke® Snatch Blocks

► Snatch Block with Shackle

- Manufactured from high tensile steel.
- Available in sizes 2 tonne to 20 tonne capacity.
- Suitable for wire rope sizes 5/16" (8mm) to 1-1/8" (29mm).
- Supplied with test certificates.
- Sheaves complete with bronze bush and greased fitting for ease of operation.

Applications: Block and tackle, general pulling



Part No.	WLL 4:1 (tonnes)	Sheave Dia. (mm)	Wire Rope Size (mm)	Replacement Sheaves	A (mm)	B (mm)	K (mm)	R (mm)	E (mm)	F (mm)	G (mm)	L (mm)	N.W (kg)
40900	2.0	75	8-10	40889	35	30	150	217	64	11	75	228	2.0
40901	4.0	115	10-13	40890	64	50	243	337	79	19	107	356	5.9
40902	8.0	150	16-19	40891	87	76	320	452	104	32	152	484	13.0
40903	8.0	200	16-19	40982	87	76	333	526	104	32	220	558	19.5
40904	12.0	150	19-22	40893	78	80	359	496	134	44	167	540	24.3
40905	15.0	200	19-22	40894	78	80	355	545	134	44	220	589	29.6
40906	15.0	250	19-22	40895	78	80	423	670	134	44	280	714	43.0
40907	15.0	300	19-22	40896	78	80	428	726	134	44	330	770	53.5
40908	20.0	200	25-29	40897	109	93	433	616	150	55	216	671	41.2
40909	20.0	250	25-29	40898	109	93	481	723	150	55	280	778	54.0
40910	20.0	300	25-29	40899	109	93	485	778	150	55	330	833	62.5

QLD

1/119 Bandara Street,
Richlands QLD 4077
Phone: + 61 7 3375 1288
Fax: +61 7 3375 8241
Email: qldsales@pwbanchor.com.au

NSW

98 Forrester Road,
St Marys NSW 2760
Phone: +61 2 8886 5200
Fax: +61 2 9673 8117
Email: nswsales@pwbanchor.com.au

WA

23 Tacoma Circuit,
Canning Vale WA 6155
Phone: + 61 8 9256 2499
Fax: +61 8 9256 1621
Email: wasales@pwbanchor.com.au

VIC

46 Clements Avenue,
Bundoora VIC 3083

80 Killara Road,
Campbellfield VIC 3061

PWB Anchor Limited Head Office & Manufacturing Plant

PO Box 77,
441 Grimshaw Street,
Bundoora VIC Australia 3083
ABN 28 004 235 732

Phone 1300 792 262
Fax 03 9467 7290
Email : vicsales@pwbanchor.com.au
Website: www.pwbanchor.com.au

**PWB
ANCHOR**

