GEORGETOWN COUNTY WATER AND SEWER DISTRICT
BOARD OF DIRECTORS MEETING
TUESDAY, DECEMBER 1, 2026 – 6:00 PM
GEORGETOWN, SC

AGENDA

I. CALL TO ORDER AND PROOF OF QUORUM (6:00 PM)

II. READING AND APPROVAL OF MINUTES (6:00 PM – 6:05 PM)

1. Minutes from the Regular Meeting on November 12, 2026

III. PUBLIC COMMENT (6:05 PM – 6:20 PM)

IV. NEW BUSINESS (6:20 PM – 6:40 PM)

1. Proposed 2027 Board Meeting Schedule
2. Civil Leave Policy Update
3. Landscape Maintenance Extension
4. Transfer of Funds

V. PROJECT PLANNING AND REVIEW (6:40 PM – 6:45 PM)

1. Capital Improvement Projects: Status Report
2. Developer Projects: Status Report

VI. EXECUTIVE DIRECTOR'S REPORT (6:45 PM –6:50 PM)

1. October 2026 Financial Report

VII. EXECUTIVE SESSION (6:50 PM –7:00 PM)

1. Discussion of COLA and Merit Increases in Employee Salaries – The Board May Take Action on Matters Discussed in Executive Session Upon its Return to Regular Session
2. Legal Update on PFAS Lawsuit

VIII. ADJOURN (7:00 PM)

GEORGETOWN COUNTY WATER AND SEWER DISTRICT
BOARD OF DIRECTORS – REGULAR MEETING
THURSDAY, NOVEMBER 12, 2026
PAWLEYS ISLAND, SC

Board Members Present:
Leona Myers Miller, Chair
John Sands, Vice Chair
Steve Squires, Assistant Secretary
Whitney Hills, Secretary
Comeletia Pyatt, Member
Skip Corn, Member

Staff Present:
Tommie Kennedy, Executive Director
Zach Webb, Finance/Admin Services Director
Michael Yip, Operations Director
Amanda Gill, Engineering/Construction Director
Dorothy Small, HR Manager
Carson White, HR Generalist/Exec. Assistant
LaDain Port, Finance Manager
Jaquan Reed, Staff Engineer

Others Present: Emily Sobczak

I. CALL TO ORDER AND PROOF OF QUORUM

The Georgetown County Water and Sewer District Board of Directors met in person on Thursday, November 12, 2026. The agenda was publicly posted at the District offices and was emailed to the C*oastal Observe*r and the *Georgetown Times*. A quorum was verified, and the meeting was called into session by order of Chair, Leona Myers Miller, promptly at 6:00 PM.

II. READING AND APPROVAL OF MINUTES

The minutes of the Board meeting held on October 8, 2026, were submitted for approval. There were no additions or corrections to the meeting minutes held on October 8, 2026. Chair, Leona Myers Miller, accepted a motion from Secretary Whitney Hills, duly seconded by Vice Chair, John Sands Pyatt, to approve the minutes. The motion carried unanimously

III. NEW BUSINESS

1. Presentation of the Audited FY2026 Financial Statements

Emily Sobczak, CPA with Green Finney Cauley accounting firm presented the Board with the Audited FY2026 Financial Statements. Ms. Sobczak pointed out several items of interest throughout the reports and noted that they had rendered an "unmodified", or "clean", opinion of the District's finances and financial practices. She stated that no instances of noncompliance or deficiencies in internal controls were identified. Ms. Sobczak also noted that she had no concerns about the District's financial position or activities. This was for information only.

2. Customer Adjustment Request

Finance and Administrative Services Director Zach Webb presented a memo regarding a residential customer's request for a billing adjustment, waiver of the meter-testing charge, and review of her interactions with District staff. The customer's concern regarding unusually high water usage was reviewed through the District's established billing adjustment process. The Adjustment Review Committee approved a $28.02 reduction in excess use charges in accordance with Schedule G-3 of the District's Rates and Charges, which allows unexplained usage adjustments when specific criteria are met. At the customer's request, the District also tested the water meter, which was determined to be operating accurately. In accordance with Schedule W-6, the applicable $169 meter testing was assessed to the customer. The customer's concerns regarding her interactions with District staff were referred to management for internal review and appropriate follow-up. Staff recommended that the Board affirm the $28.02 adjustment previously granted and deny the customer's request for any additional billing adjustment or waiver of the meter-testing charge, as additional relief would exceed the District's adopted Rates and Charges and applicable adjustment policy. After further discussion, Chair Leona Myers Miller accepted a motion from Vice Chair John Sands, duly seconded by Secretary Whitney Hills, to grant the customer's request to waive the $169 meter testing charge. This was approved unanimously.

3. FY2027 Vehicle Replacements

Financial and Administration Services Director, Zach Webb, reported that the FY2027 budget includes $275,000 for the replacement of District vehicles that have reached the end of their useful life. He noted that all proposed replacements will be purchased through the State Procurement system. Mr. Webb explained that staff evaluated the existing fleet based on mileage, condition, reliability, and cost, and identified six vehicles for replacement. The recommended replacements include Vehicle 352, a 2020 Ford F-150, which would be replaced with a Ford Maverick; Vehicle 353, a 2020 Ford F-150, which would be replaced with a Ford Maverick; Vehicle 354, a 2020 Ford F-150, which would be replaced with a Ford Maverick; Vehicle 302, a 2013 Ford F-150, which would be replaced with a Ford Maverick; and two additional vehicles will be added to our fleet and those vehicles include a Ford Maverick and a F350 Crew Cab with utility body. He reported that the total quoted cost for the vehicles and required upfits is $231,323 under state contract pricing, which falls within the approved budget. The fiscal impact is estimated at $231,3231 and will not exceed the budgeted amount of $275,000. Staff recommended approval of the purchase of the new and replacement vehicles at a cost not to exceed $275,000. Without further discussion, Chair, Leona Myers Miller, accepted a motion from Vice Chair John Sands duly seconded by Member, Skip Corn to approve Staff's recommended vehicle additions and replacements. The motion carried unanimously.

4. Pawleys Island WWTP Launder Ring Coating – Bid Results

Operations Director, Michael Yip, reported that the District recently solicited bids to provide all labor, materials, tools, and equipment needed to repair and apply an exterior epoxy coating to a 75-foot-diameter Primary Clarifier Launder Ring at the Pawleys Island Wastewater Treatment Plant. Mr. Yip noted that the plant has two primary clarifiers and four secondary clarifiers, and the Launder Rings show significant exterior pitting. The proposed work will protect against corrosion, fill deteriorated areas, and help reduce downtime caused by algae growth. Mr. Yip noted that the solicitation was advertised according to the District's procurement policy and posted on the District website. One bid was received on October 27, 2026. The lowest responsive bidder was Dun-Right Services, Inc with a cost of $39,896. The FY2027 budget included $60,000 for this project. Staff recommended an addition to the scope of work to complete the entire vertical section of 39 inches of the Launder Ring at an additional cost of $6,902. Staff recommended

awarding the Pawleys Island WWTP Launder Ring Coating project to Dun-Right Services, Inc. in the amount of $39,896, with the additional scope of work at an additional cost of $6,902 for a total of $46,798. Without further discussion, Chair, Leona Myers Miller, accepted a motion from Assistant Secretary Steve Squires, duly seconded by Vice Chair John Sands, to approve Staff's recommendation approving the additional scope of work and awarding the Pawleys Island WWTP Launder Ring Coating project to Dun-Right Services, Inc. in the amount of $46,798, funded by the Depreciation and Capital Replacement Fund. The motion carried unanimously.

5. Manhole and Sewer Wet-Well Rehabilitation Project

Operations Director Michael Yip presented a memo regarding the rehabilitation of twenty-nine (29) manholes and eight (8) sewer pump station wet wells as part of the District's Capacity Management Operations and Maintenance (CMOM) Program. The project addresses deterioration and corrosion caused by hydrogen sulfide gases within the sewer collection system. This annual rehabilitation program helps extend the life of the collection system, minimize sanitary sewer overflows, protect public health and the environment, and satisfy SCDES regulatory requirements. A mandatory pre-bid conference was held on October 13, 2026, with ten (10) contractors in attendance. The project was advertised in accordance with the District's procurement policy, and five (5) bids were received on October 27, 2026. Structured Solutions submitted the lowest bid at $173,333.00. Staff recommended awarding the Manhole and Sewer Wet-Well Rehabilitation Project to Structured Solutions in the amount of $173,333.00, funded through the Depreciation and Capital Replacement Fund. After further discussion, Chair Leona Myers Miller accepted a motion from Vice Chair John Sands, duly seconded by Secretary Whitney Hills, to approve staff's recommendation and award the contract to Structured Solutions in the amount of $173,333.00. This was approved unanimously.

6. Browns Ferry Sewer Manhole Repair

Staff Engineer Jaquan Reed presented a memo regarding the rehabilitation of an existing 10-foot sanitary sewer manhole located along Browns Ferry Road in Georgetown, South Carolina. An inspection identified structural settlement that resulted in separation of the manhole structure, a sag in the adjacent sanitary sewer main, and groundwater infiltration into the District's sanitary sewer system. To address these issues, the District solicited bids for

rehabilitation of the affected manhole and the immediately adjacent sections of sanitary sewer main. Bid invitations were distributed to nine (9) qualified contractors, and the project was also advertised on the District's website and through the South Carolina Business Opportunities (SCBO) website. The proposed work includes repairing and rehabilitating the existing manhole and connected sewer mains. A temporary bypass system will be installed to maintain continuous operation of the sanitary sewer system during construction. Four (4) bids were received by the October 28, 2026, deadline. Lawrimore Construction submitted the lowest bid at $99,917.00. Staff recommended awarding the contract to Lawrimore Construction for $99,917.00, with a contingency of $9,992.00, for a total not to exceed $109,909.00. Without further discussion, Chair Leona Myers Miller accepted a motion from Secretary Whitney Hills, duly seconded by Vice Chair John Sands, to approve staff's recommendation and award the contract to Lawrimore Construction for a cost not to exceed $109,909.00. This motion was approved unanimously.

IV. PROJECT PLANNING AND REVIEW

1. Capital Improvement Projects: Status Report

Engineering and Construction Director, Amanda Gill, reviewed the Capital Improvement Projects with the Board.

1. **<u>Sandy Island Water Treatment Plant Upgrade</u>**

The Sandy Island Water Treatment Plant is currently designed to treat 8 Million Gallons a Day (MGD). Due to continued growth in the area, the plant is reaching its capacity. In order to continue serving our customers, the 'Best Tasting Water in South Carolina, ' an upgrade to the plant is required. A 2014 Preliminary Engineering Report (PER) discussed the upgrades and design needed to increase the capacity to a 10 and ultimately a 12 MGD treatment plant. The Task Order for engineering with WK Dickson has been signed. SCIIP funding for this project has been approved. The PER has been approved by DHEC. All permitting has been issued. This project received RIA approval, and a contract was signed with Consensus Construction. Construction has continued with grading, backfill, as well as electrical installations. The overall project is approximately 85% complete. <u>The new sediment basin is online and under operation while the existing sediment basin is being rehabilitated. Work on the filter banks is nearly complete.</u>

2. **Red Hill Water Improvements Project**

This project consists of an elevated water storage tank and an interconnect to the Carvers Bay water system to strengthen the system while providing service to all of the existing homes and some future homes. The existing system is isolated and only has one well and one small pneumatic tank. A Task Order with AECOM was executed. SCIIP funding for this project has been approved. The Contract for the tank was awarded to Maguire Iron. A pre-construction meeting was held on August 28th. Clearing has been completed on the Tank site. Permitting for the interconnect has been submitted. The foundation of the tank has been installed. All materials for the interconnect have been delivered. The tank has been erected. Painting of the tank is complete along with 90% of the yard piping. The tank has received operational approval. The pneumatic tank has been removed and cleaned up from the tank site the fencing is installed. Pressure testing for the interconnect is ongoing. The final punch list is being addressed and only a few items remain.

3. **701 Corridor Water Main Phase I (CPST)**

This project was designed, but not permitted and ultimately shelved back in 2015. Georgetown County is currently in the process of designing Phase II of Brick Chimney Road which will connect Highway 51 to Highway 701. The District has discussed utilizing the Right of Way with the County which would eliminate the need to get additional easements and permits with using the Santee Cooper Right of Way, as well as make for easier access for maintenance and repair of the trunk line in the future. The Task Order with Hazen and Sawyer was signed, and they will begin gathering additional survey data. The SCIIP funding for this phase and additional phases was not granted. Staff received 90% drawings and sent comments back. Staff has received 100% drawings as well as permitting documents. No change

4. **701 Corridor Water Main Phase II (CPST)**

Engineering and design for this project is budgeted for FY27. Requests for Proposals for Engineering will be sent out to our pre-qualified engineering firms and brought back to the Board for approval. No change.

5. **Sampit Community Sewer Project (CPST)**

Staff has signed a task order with Thomas and Hutton with a kickoff meeting scheduled for August 7th. Staff also held a public meeting on July 24th to discuss the project with the community. Letters have been sent out to the property owners in the community to gauge interest in connecting to public sewer and the survey team is on-site. Staff has been working with landowners in the area for two pump station site purchases. A community meeting was held on July 30th. The conceptual design is completed for Phase I, which includes two pump station basins. Permitting for navigable waters and Army Corps of Engineers has been submitted for review. Staff has issued comments back on Phase I. The engineer is completing 30% drawings for Phase II.

6. **Jerusalem and NW Pee Dee Region Water Project (CPST)**
   The request for proposals has been drafted will be sent out to our pre-qualified engineering firms. Due to the cost of engineering services, staff have decided to move forward with engineering in-house on this project. Design drawings are approximately 70% complete.

7. **St. Luke Community Sewer Project(CPST)**
   This project will install public sewer to the St. Luke Community of Georgetown County. Design is scheduled for the FY28 budget. No change.

8. **West Side Sewer Analysis**
   This study will evaluate the current sewer collection system in Western Georgetown County, north of the city of Georgetown. This study is necessary due to the accelerated growth in this area and to ensure the sewer system maintains sufficient capacity. A Request For Proposal (RFP) was issued and is due back by July 31st. The District has signed a task order with Ardurra for this work. The engineer has begun their pump station site inspections and organizing data for their model. The flow meters have been collected and the engineering firm is analyzing the data. District staff is putting together growth information to be incorporated into the future model based on Developer submittals. The engineering firm presented the hydraulic models to staff for comments and will be incorporating staff questions into the final report and recommendations. No change.

9. **North Litchfield Water Rehabilitation – Phase 2**
   This project is a continuation of phase one which replaced aging water infrastructure south of Boyle Drive. This phase will replace water mains, services, meters, and valves for areas of North Litchfield between Boyle Drive and Fenwick Rd. Staff is finalizing bidding documents and permits and will bring the bid results back to the Board for approval. Bids for this project have been issued and are due back November 25th. The project was awarded to Carolina Waterworks. The main line is complete. The installation of individual services is complete. Staff is awaiting final sign off by SCDOT before this project is considered complete.

10. **North Litchfield Water Rehabilitation – Phase 3**
    This project is a continuation of phase two and is the final phase of water line replacement and renewal of the water infrastructure in this community. The FY27 budget is set aside for the design of this final phase, with construction planned for FY28. No change.

11. **Hwy 521 Water Line**
    This project consists of an 18" water main along the Hwy 521 corridor between 8 Oaks Park and the Andrews Industrial Park. This project will allow greater resiliency and hydraulic continuity to serve the Industrial Park, as well as customers along Pennyroyal Road and the Sampit Community. Requests for Proposals (RFPs) are being issued to four of our prequalified engineering firms for

design. Proposals are due December 17th. The project was awarded to AECOM. A project kickoff was held February 11th. Design is underway. Staff has received, reviewed, and sent back comments on the 30% drawings and cost estimate. Staff has received the 90% drawings to review.

12. **Waccamaw Neck WTP Advanced Treatment Study**
    This study's purpose is to evaluate different advanced treatment options for the water treatment plant and make a recommendation on the best advanced treatment technology. Staff requested Requests for Proposals from our prequalified engineering firms, and the Board approved the proposal by Hazen and Sawyer. Staff has submitted the resolution to SRF. The study is underway. A meeting with Hazen, District staff, and the Board appointed committee was held to discuss the results of the bench testing of different processes. No change.

13. **Litchfield Plantation Pump Station Rehabilitation**
    This project, budgeted for FY2026, includes the redesign and later, rehabilitation of four pump stations inside Litchfield Plantation development. The current pump stations were acquired with this system and do not conform to our standard design. These stations are operating inside of small diameter manholes, which makes it difficult to maintain as well as dangerous. The District is issuing requests for engineering proposals for redesigning these stations. Proposals are due back on June 23rd. The engineering firm has started surveying and data collection for the design. Pump Station drawdown tests are being performed this week.

14. **Browns Ferry Sewer Repair**
    Bidding documents are being prepared for a sewer repair near the Browns Ferry / Dunbar Road intersection. An existing manhole has started to sink, causing separation of the manhole, a large belly in the pipe, and groundwater infiltration into the sanitary sewer system. Bidding documents will be published for this work to be completed. Update in separate memo.

15. **Prince George Connector**
    This project consists of approximately 3,000 Linear feet of 12" water main being installed along Ocean Hwy in Pawleys Island. This project provides a redundant loop to feed the communities south of The Colony Subdivision. This project is currently being designed in house and a proposed construction contract will be brought to the Board for approval. The CZC permit application has been submitted.

16. **Prince George Bridge Crossing**
    This DECAP project will replace the aging brackets mounted to bridges within Prince George that support the District's existing water mains. The bridges consist of one on the ocean side and one on the river side of this community. Staff is working with the engineer that has inspected these bridges for the Prince George Community. No change.

17. **Sewer Valve Improvements**
District staff has recognized areas within the sanitary sewer force main system, where the lack of sewer valves poses a risk to staff's ability to make repairs in a timely manner. This project will include the strategic installation of valves to ensure the District's ability to best protect human and environmental health in the event of a line break. No change.

18. **Fire Hydrant Additions**
This project will focus on installation of fire hydrants where water mains can support fire flow. Hydrant locations will be based on density of residents and distance from the next closest fire hydrant. No change.

2. Developer Projects: Status Report

Engineering and Construction Director, Amanda Gill updated the Board on various developer projects.

22-37 - Osprey Town Homes
Located off Parkersville Rd. near Archer Rd. in Litchfield. The project consists of 47 town homes. SCDES Permits received. Permits expire October of 2026. No change

22-38 - Regatta Townhomes
Located off Petigru Dr. near Gertrude Dr. in Pawleys Island. The project consists of 41 townhomes. SCDES permits received. Permits expire in November 2026. No change

24-01- Magic Oaks
Located along Ocean Highway in Pawleys Island, just south of the Hammock Shops, this project consists of 27 single-family homes and an amenity center/ pool. The project has received preliminary approval and is in design awaiting the DRP packet. Staff has issued comments on the DRP review. The Engineer has submitted a second DRP and staff has sent our review letter with comments. No change.

24-06 - Carolina Trails
Located just north of the 701 / Browns Ferry Road intersection, this project consists of 81 Townhomes, 213 Single-family lots, and 1 commercial building. Letter of Intent received by staff. The District has received the 10% reservation fees for this project. No change.

24-18 - Riverview RV Resort

Located along HWY 521 just west of 8 Oaks Park in Georgetown, this project consists of 635 campsites, 2 amenity centers, 2 boathouses, and a check-in center (386 REUs). This project has received preliminary approval and is in design. SCDES construction permits have been issued. Permits expire October of 2027. No change

24-19 - Georgetown Estates Phase 1A

This project consists of 10 single family homes. The phase is the front 10 lots of the existing Georgetown Estates development along Hwy 521 in Georgetown. Staff has received and reviewed the DRP submittal. This project has received SCDES construction permits. No Change.

24-20 - Georgetown Estates Phase 1B

This project consists of 8 single family homes. The phase is behind the existing Georgetown Estates development along Hwy 521 in Georgetown. Staff has received and reviewed the DRP submittal. This project has received SCDES construction permits. No change.

24-21 - Georgetown Estates Phase 2

This project consists of 75 single family homes. The phase is behind the existing Georgetown Estates development along Hwy 521 in Georgetown. Staff has received and reviewed the DRP submittal. This project has received SCDES construction permits. No change.

24-22 - Georgetown Estates Phase 3

This project consists of 71 single family homes. The phase is behind the existing Georgetown Estates development along Hwy 521 in Georgetown. Staff has received and reviewed the DRP submittal. This project has received SCDES construction permits. No change.

24-23 - Georgetown Estates Phase 4

This project consists of 84 single family homes. The phase is behind the existing Georgetown Estates development along Hwy 521 in Georgetown. Staff has received and reviewed the DRP submittal. This project has received SCDES construction permits. No change.

24-33 - Waverly Court

This project is located along Waverly Road near Newman and consists of 7 single-family lots. This project has received preliminary approval. Staff has received and reviewed the DRP packet. The DRP packet was submitted to SCDES. The SCDES construction permits have been issued. No change.

24-42 - The Enclave at Crown Pointe

This is a 374-lot development consisting of townhomes and single-family homes located on the northeast side of the intersection of Hwy 701 and Pringle

Ferry Road in Georgetown. The 10% invoice has been issued, and comments have been issued to the Engineer. No change

25-03 - Tradition at Crown Pointe

This is a 369-lot development consisting of single-family homes located between Hwy 701 and Browns Ferry Rd in Georgetown. Staff have done a preliminary review of this project and issued comments. No change

25-09 - Peru Plantation West Phase 2

This project consists of an additional 127 single-family lots along the 701 corridor just south of the Black River. Staff have received preliminary drawings. No change

25-13 - Johnson Road Estates

This project consists of 10 single family lots off Johnson Road in Georgetown. Staff has received the DRP packet for review. This project has received the SCDES Water Construction permit. A pre-construction meeting was held. This project has plans to start in September. This project is under construction.

25-19 - Kent 240 Tract (Indimere Ph. 1)

This is a 44-lot subdivision project located on Kent Road in Georgetown near Hwy 521. Staff has received the initial Intent to Develop submittal on this project. No change.

25-21 - Carolina Harbor

This project is located along North Fraser Street in Georgetown, north of the Kensington Community and will consist of 70 single-family lots. Staff has received design calculations and have issued comments back while waiting on the complete DRP packet which will be submitted to SCDES. The SCDES construction permit has been issued. 90% fees have been paid. A pre-construction meeting was held and construction is underway.

25-22 - Royal Tern Estates

This project consists of 9 single-family lots located adjacent to Kimba Lane and Martin Luther King Road in Pawleys Island. The project has received preliminary approval. This project has received SCDES construction permits. No change.

25-34 - The Grove (Litchfield Plantation)

Located in Litchfield Plantation along All Saints Loop, this project consists of 14 singe-family homes. This project has received preliminary approval. Construction permits from SCDES have been received. A pre-construction meeting was held on June 5th and construction has begun. No change.

25-36 - Oak Marsh

This small five-lot, single family subdivision is located on Ocean Highway in Pawleys Island, just north of Jetty Drive. Staff has received the DRP submittal for construction permits and issued comments back. Staff has received the 10% fees. Staff has reviewed and submitted the DRP packet for permitting. The water and wastewater construction permits have been issued.

25-49 - Magnolia Woods

This development consists of 48 single family lots and an amenity center. The project is located near the Georgetown / Horry County line off Hwy 707. This project has received SCDES construction permits. All fees have been paid and a pre-construction meeting was held. Construction is underway.

25-59 - Pitch Pines

This project along Kent Road in Georgetown consists of 42 single-family lots. This project has received preliminary approval from staff. No change.

25-63 – Four Seasons Georgetown

This planned development is located off Johnny's River Road near Harmony Old Towne and would consist of 355 single-family homes with additional amenity areas and dock space. No change.

26-43 – Wedgefield Dragoon Ct & Goelet Ct

This is an older development that is resurfacing and will consist of 24 single family lots within Wedgefield plantation. These lots were previously subdivided but some utilities never received operational approval. No change.

TOTAL RESIDENTIAL EQUIVALENT UNITS:	2343
UNITS IN WACCAMAW NECK:	196
UNITS IN WEST GEORGETOWN:	2541

V. EXECUTIVE DIRECTOR'S REPORT

1. September 2026 Financial Report

Finance and Administration Services Director, Zach Webb, pointed out various items of interest in the September 2026 financial report. The September 2026 financial report is attached and made a part of these minutes.

VI. EXECUTIVE SESSION

Chair, Leona Myers Miller, accepted a motion from Vice Chair John Sands, duly seconded by Secretary Whitney Hills, to close the Regular Session and enter the Executive Session for discussion on water infrastructure negotiation at approximately 6:44 PM. The motion was approved unanimously. Chair, Leona Myers Miller, accepted a motion from Secretary Whitney Hills, duly seconded by Vice Chair John Sands, to leave the Executive Session and return to Regular Session at approximately 6:58 PM. The motion was approved unanimously.

There was no action taken in Executive Session.

VII. ADJOURN

There being no further business, Chair, Leona Myers Miller accepted a motion from Vice Chair, John Sands seconded by Assistant Secretary, Steve Squires to adjourn the meeting at approximately 7:00 PM. The motion carried unanimously.

Whitney Hills, Secretary

Leona Myers Miller, Chair

2027
GEORGETOWN COUNTY WATER AND SEWER DISTRICT
BOARD OF DIRECTORS' MEETING SCHEDULE

<u>Each regular meeting will begin at 6:00 PM.</u>

Thursday, January 14, 2027 – Pawleys Island Office

Thursday, February 11, 2027 - Pawleys Island Office

Thursday, March 11, 2027 – Pawleys Island Office

Thursday, April 08, 2027 – Georgetown Office

Thursday, May 13, 2027 - Georgetown Office

Thursday, June 10, 2027 – Georgetown Office

Thursday, July 08, 2027 - Pawleys Island Office

Thursday, August 12, 2027 - Pawleys Island Office

Thursday, September 09, 2027 – Pawleys Island Office

Thursday, October 14, 2027 - Georgetown Office

Tuesday, November 9, 2027 – Georgetown Office

Thursday, December 02, 2027 – Georgetown Office

MEMO

TO: **BOARD OF DIRECTORS**

FROM: **DOROTHY SMALL, HR MANAGER** DBS

DATE: **NOVEMBER 16, 2026**

SUBJECT: **REVISION TO CIVIL LEAVE POLICY**

In an effort to encourage employees' civic engagement, staff is requesting approval for an update to the Civil Leave Policy 30-010. The update, as shown in the red lined copy, would include allowing employees to use Civil Leave to work as poll managers/poll clerks for federal, state, or local elections. Staff also recommends that the approval be retroactive to January 1, 2026, in an effort to capture recent elections.

Fiscal Impact: **Less than $1,000 for immediate retroactive adjustments to employee leave banks for recent elections, and an ongoing minimal fiscal impact, again, expected to be less than $1,000 annually, based on number of elections.**

Recommendation: **Staff recommends that the Board approve the updated Civil Leave Policy 30-010 and allow staff to apply the approved changes retroactively to January 1, 2026.**

GEORGETOWN COUNTY WATER & SEWER DISTRICT 30-010

CIVIL LEAVE POLICY

Effective Date: March 28, 1985
Revision Date: April 13, 2006
Revision Date: December 1, 2026

I. JURY DUTY/COURT SUMMONS

Employees shall be granted a Leave of Absence with pay for required Jury Duty or for any other required appearance before a Court or other public body. Such leave request shall be accompanied by a copy of the Jury Summons, or other legal document (s). It is the employee's responsibility to notify their supervisor of pending jury duty as soon as they receive notice from the Court.

If the employee is excused from jury duty during the working day, he/she will be ~~required~~ expected to report to work. The employee may use Annual or Personal Leave, with supervisor approval, to remain out for the rest of their workday.

Employees retain any jury fees obtained for their services.

II. ELECTION POLL WORKER SERVICE

Employees may also be granted Civil Leave with pay for service as an officially appointed Poll Manager or Poll Clerk during a federal, state, or local election. This applies only to the employee's actual service on Election Day. Employees must provide advance notice to their supervisor as soon as practicable upon confirmation of their polling place assignment. Documentation of the assignment from the appropriate election authority may be required. Leave is limited to the time necessary to perform the assigned election duties during the employee's normally scheduled work hours.

If the employee's polling place service concludes before the end of their scheduled workday, the employee is expected to return to work for the remainder of their normally scheduled work hours. The employee may use Annual or Personal Leave, with supervisor approval, to remain out for the rest of their workday.

Employees retain any poll worker stipend obtained for their services.

DISCLAIMER

THE CONTENTS OF THIS POLICY ARE PRESENTED AS A MATTER OF INFORMATION ONLY. THE STATEMENTS IN THIS POLICY ARE NOT INTENDED TO CREATE OR CONSTITUTE AN EXPRESS OR IMPLIED CONTRACT BETWEEN THE DISTRICT AND ANY EMPLOYEE, NOR ARE THEY A GUARANTEE OF CONTINUED EMPLOYMENT.

MEMO

TO: **BOARD OF DIRECTORS**

FROM: **MICHAEL FU MAN YIP, OPERATIONS DIRECTOR**

DATE: **NOVEMBER 16, 2026**

SUBJECT: **LANDSCAPE MAINTENANCE EXTENSION**

The District awarded lawn and landscape maintenance services at 274 District facilities in FY2025 to B & V Services, LLC. The contract specifies that the agreement can be extended for two additional years if both parties agree. The mechanism specified in the original contract for adjusting prices from one year to the next is the consumer price index (CPI-U) from the preceding year, as published by the Bureau of Labor Statistics, United States Department of Labor. There was a 3.4% increase in the average CPI-U for the twelve-month period ending in September 2026. The contract sum for landscape maintenance services would be $111,483.00, payable for work performed for a twelve-month period, beginning January 1, 2027, and ending December 31, 2027. The current maintenance contract expires December 31, 2026.

FISCAL IMPACT: $9,290.25 monthly base rate for a twelve-month period from January 2027 to December 2027, for a total of $111,483.00. The amount budgeted for landscape maintenance in the FY2027 budget was $115,000.00.

RECOMMENDATION: Staff recommends extending the landscape maintenance services contract with B & V Services LLC for an additional year.

MEMO

TO: **BOARD OF DIRECTORS**

FROM: **ZACH W. WEBB, CPA**
FINANCIAL/ADMINISTRATION SERVICES DIRECTOR

DATE: **NOVEMBER 16, 2026**

SUBJECT: **TRANSFER OF FUNDS BETWEEN ACCOUNTS**

Following the annual audit, the District reviews cash balances and transfers between accounts in accordance with bond covenants, statutory requirements, Board direction, and the Cash Reserve Policy. The accompanying schedule presents October 31, 2026 balances and preliminary recommended levels.

The recommended Operating and Maintenance (O&M) balance reflects 120 days of FY2027 budgeted operating cash requirements, net of budgeted transfers. This exceeds the policy minimum of 90 days to accommodate seasonal revenue fluctuations and disaster preparedness. DECAP is funded at 111% of its goal (annual depreciation expense less annual principal payments), and the Contingency Fund meets its minimum target of 5% of budgeted operating costs. O&M cash above the 120-day planning level was approximately $1,331,756 as of October 31, 2026.

Staff recommends establishing a Board-designated Capital Improvement Reserve Fund to provide pay-as-you-go financing for eligible capital improvements, system betterments, and modernization projects. The new fund would complement DECAP, which supports major repair and replacement, and impact fees, which have specific capacity-related uses.

At the January 2027 meeting, Staff intends to request Board approval of a revised Cash Reserve Policy establishing the Capital Improvement Reserve Fund and authorization to transfer eligible excess unrestricted cash from O&M into that account. The amount will be updated using more current cash balances. The accompanying analysis is preliminary and does not constitute a transfer request at this meeting.

FISCAL IMPACT: No immediate fiscal impact. Any subsequent transfer would reallocate existing District cash among accounts.

RECOMMENDATION: Information only. No Board action is requested at the December meeting. Staff will return in January with the proposed policy revision and a specific transfer recommendation.

Georgetown County Water and Sewer District
Recommended Cash Transfers
October 31, 2026

Cash Account	Restriction Type	Cash Balances on Oct. 31, 2026	Recommended Balances	Adjustments	Goal
Operation & Maintenance Account (O&M)	None	$7,951,488	$6,619,732	($1,331,756)	Maintain minimum of 90 days cash in O&M Acct.
Proceeds from 2025 Bond Issuance (O&M)	None	$3,023,148	$3,023,148		
Depreciation & Capital Replacement (DECAP)	Board	5,327,211	5,327,211	0	Goal is annual depreciation expense less principal
Contingency Fund	Board	1,200,477	1,200,477	0	5% of Budgeted Operating Costs
Source Water Protection Fund	Board	180,000	180,000	0	Board Restricted Account to Fund Source Water Protection
Utilities Relocation Fund	Board	1,065,857	1,065,857	0	Based on SCDOT Project Estimates
Rural Line Extension Fund	Board	1,282,060	1,282,060	0	Board Restricted Account to Fund Rural Line Extensions
Economic Dev. Grant Matching	Board	500,000	500,000	0	Board Restricted Account to match potential Economic Dev. Grants
PROPOSED - Capital Improvement Reserve Fund	Board	0	1,331,756	1,331,756	PROPOSED - Board Restricted Account for Capital Improvements
Sewer Impact Fees	Statutory	4,713,318	4,713,318	0	
Water Impact Fees	Statutory	4,176,046	4,176,046	0	
		$29,419,605	**$29,419,605**	**$0**	

MEMO

TO: **BOARD OF DIRECTORS**

FROM: **AMANDA GILL, PE** AG
ENGINEERING & CONSTRUCTION DIRECTOR

DATE: **NOVEMBER 17, 2026**

SUBJECT: **CAPITAL IMPROVEMENT PROJECTS STATUS REPORT**

1. **Sandy Island Water Treatment Plant Upgrade**

The Sandy Island Water Treatment Plant is currently designed to treat 8 Million Gallons a Day (MGD). Due to continued growth in the area, the plant is reaching its capacity. In order to continue serving our customers, the 'Best Tasting Water in South Carolina,' an upgrade to the plant is required. A 2014 Preliminary Engineering Report (PER) discussed the upgrades and design needed to increase the capacity to a 10 and ultimately a 12 MGD treatment plant. The Task Order for engineering with WK Dickson has been signed. SCIIP funding for this project has been approved. The PER has been approved by DHEC. All permitting has been issued. This project received RIA approval, and a contract was signed with Consensus Construction. Construction has continued with grading, backfill, as well as electrical installations. The overall project is approximately 85% complete. The new sediment basin is online and under operation while the existing sediment basin is being rehabilitated. Work on the filter banks is nearly complete. No change

2. **Red Hill Water Improvements Project**

This project consists of an elevated water storage tank and an interconnect to the Carvers Bay water system to strengthen the system while providing service to all of the existing homes and some future homes. The existing system is isolated and only has one well and one small pneumatic tank. A Task Order with AECOM was executed. SCIIP funding for this project has been approved. The Contract for the tank was awarded to Maguire Iron. A pre-construction meeting was held on August 28th. Clearing has been completed on the Tank site. Permitting for the interconnect has been submitted. The foundation of the tank has been installed. All materials for the interconnect have been delivered. The tank has been erected. Painting of the tank is complete along with 90% of the yard piping. The tank has received operational approval. The pneumatic tank has been removed and cleaned up from the tank site the fencing is installed. The final

punch list is being addressed and only a few items remain. Pressure testing of the interconnect is complete and bac-t samples are being taken this week.

3. **701 Corridor Water Main Phase I (CPST)**

This project was designed, but not permitted and ultimately shelved back in 2015. Georgetown County is currently in the process of designing Phase II of Brick Chimney Road which will connect Highway 51 to Highway 701. The District has discussed utilizing the Right of Way with the County which would eliminate the need to get additional easements and permits with using the Santee Cooper Right of Way, as well as make for easier access for maintenance and repair of the trunk line in the future. The Task Order with Hazen and Sawyer was signed, and they will begin gathering additional survey data. The SCIIP funding for this phase and additional phases was not granted. Staff received 90% drawings and sent comments back. Staff has received 100% drawings as well as permitting documents. No change

4. **701 Corridor Water Main Phase II (CPST)**

Engineering and design for this project is budgeted for FY27. Requests for Proposals for Engineering will be sent out to our pre-qualified engineering firms and brought back to the Board for approval. No change.

5. **Sampit Community Sewer Project (CPST)**

Staff has signed a task order with Thomas and Hutton with a kickoff meeting scheduled for August 7th. Staff also held a public meeting on July 24th to discuss the project with the community. Letters have been sent out to the property owners in the community to gauge interest in connecting to public sewer and the survey team is on-site. Staff has been working with landowners in the area for two pump station site purchases. A community meeting was held on July 30th. The conceptual design is completed for Phase I, which includes two pump station basins. Permitting for navigable waters and Army Corps of Engineers has been submitted for review. Staff has issued comments back on Phase I. The engineer is completing 30% drawings for Phase II. No change.

6. **Jerusalem and NW Pee Dee Region Water Project (CPST)**

The request for proposals has been drafted will be sent out to our pre-qualified engineering firms. Due to the cost of engineering services, staff have decided to move forward with engineering in-house on this project. Design drawings are approximately 70% complete. No change.

7. **St. Luke Community Sewer Project(CPST)**

This project will install public sewer to the St. Luke Community of Georgetown County. Design is scheduled for the FY28 budget. No change.

8. **West Side Sewer Analysis**

This study will evaluate the current sewer collection system in Western Georgetown County, north of the city of Georgetown. This study is necessary due to the accelerated growth in this area and to ensure the sewer system maintains sufficient capacity. A Request For Proposal (RFP) was issued and is due back by July 31st. The

District has signed a task order with Ardurra for this work. The engineer has begun their pump station site inspections and organizing data for their model. The flow meters have been collected and the engineering firm is analyzing the data. District staff is putting together growth information to be incorporated into the future model based on Developer submittals. The engineering firm presented the hydraulic models to staff for comments and will be incorporating staff questions into the final report and recommendations. No change.

9. **North Litchfield Water Rehabilitation – Phase 2**
   This project is a continuation of phase one which replaced aging water infrastructure south of Boyle Drive. This phase will replace water mains, services, meters, and valves for areas of North Litchfield between Boyle Drive and Fenwick Rd. Staff is finalizing bidding documents and permits and will bring the bid results back to the Board for approval. Bids for this project have been issued and are due back November 25th. The project was awarded to Carolina Waterworks. The main line is complete. The installation of individual services is complete. Staff is awaiting final sign off by SCDOT before this project is considered complete. No change.

10. **North Litchfield Water Rehabilitation – Phase 3**
    This project is a continuation of phase two and is the final phase of water line replacement and renewal of the water infrastructure in this community. The FY27 budget is set aside for the design of this final phase, with construction planned for FY28. No change.

11. **Hwy 521 Water Line**
    This project consists of an 18" water main along the Hwy 521 corridor between 8 Oaks Park and the Andrews Industrial Park. This project will allow greater resiliency and hydraulic continuity to serve the Industrial Park, as well as customers along Pennyroyal Road and the Sampit Community. Requests for Proposals (RFPs) are being issued to four of our prequalified engineering firms for design. Proposals are due December 17th. The project was awarded to AECOM. A project kickoff was held February 11th. Design is underway. Staff has received, reviewed, and sent back comments on the 30% drawings and cost estimate. Staff has issues comments back on the 90% drawings.

12. **Waccamaw Neck WTP Advanced Treatment Study**
    This study's purpose is to evaluate different advanced treatment options for the water treatment plant and make a recommendation on the best advanced treatment technology. Staff requested Requests for Proposals from our prequalified engineering firms, and the Board approved the proposal by Hazen and Sawyer. Staff has submitted the resolution to SRF. The study is underway. A meeting with Hazen, District staff, and the Board appointed committee was held to discuss the results of the bench testing of different processes. No change.

13. **Litchfield Plantation Pump Station Rehabilitation**

This project, budgeted for FY2026, includes the redesign and later, rehabilitation of four pump stations inside Litchfield Plantation development. The current pump stations were acquired with this system and do not conform to our standard design. These stations are operating inside of small diameter manholes, which makes it difficult to maintain as well as dangerous. The District is issuing requests for engineering proposals for redesigning these stations. Proposals are due back on June 23rd. The engineering firm has started surveying and data collection for the design. No change.

14. **Browns Ferry Sewer Repair**

Bidding documents are being prepared for a sewer repair near the Browns Ferry / Dunbar Road intersection. An existing manhole has started to sink, causing separation of the manhole, a large belly in the pipe, and groundwater infiltration into the sanitary sewer system. Bidding documents will be published for this work to be completed. No change.

15. **Prince George Connector**

This project consists of approximately 3,000 Linear feet of 12" water main being installed along Ocean Hwy in Pawleys Island. This project provides a redundant loop to feed the communities south of The Colony Subdivision. This project is currently being designed in house and a proposed construction contract will be brought to the Board for approval. The CZC permit application has been submitted. No change.

16. **Prince George Bridge Crossing**

This DECAP project will replace the aging brackets mounted to bridges within Prince George that support the District's existing water mains. The bridges consist of one on the ocean side and one on the river side of this community. Staff is working with the engineer that has inspected these bridges for the Prince George Community. No change.

17. **Sewer Valve Improvements**

District staff has recognized areas within the sanitary sewer force main system, where the lack of sewer valves poses a risk to staff's ability to make repairs in a timely manner. This project will include the strategic installation of valves to ensure the District's ability to best protect human and environmental health in the event of a line break. No change.

18. **Fire Hydrant Additions**

This project will focus on installation of fire hydrants where water mains can support fire flow. Hydrant locations will be based on density of residents and distance from the next closest fire hydrant. No change.

RECOMMENDATION: This is for information only.

FY2027 DECAP Projects

Project Name:		FY27 Approved Budget:	Bid Price	Contingency	FY26 Actual Cost:	Variance:
Watermain and Valve Rehab		$ 350,000.00			$ -	$ 350,000.00
Prince George Bridge Crossing		$ 200,000.00			$ -	$ 200,000.00
PS Rehab - Litchfield Plantation		$ 750,000.00			$ -	$ 750,000.00
Sewer Valve Improvements		$ 75,000.00			$ -	$ 75,000.00
Manhole/Wetwell Rehab		$ 350,000.00	$ 173,333.00		$ 173,333.00	$ 176,667.00
PS Control Panel		$ 65,000.00	$ 46,575.00	$ 4,658.00	$ 51,233.00	$ 13,767.00
Vertical Turbine Pump Rehab		$ 140,000.00	$ 91,994.00		$ 91,994.00	$ 48,006.00
Launder Ring Coating		$ 60,000.00	$ 46,798.00		$ 46,798.00	$ 13,202.00
Aeration Nozzle Diffuser Replacement		$ 350,000.00	$ 194,486.00	$ 19,449.00	$ 213,935.00	$ 136,065.00
PI Grit Auger		$ 150,000.00			$ -	$ 150,000.00
PI WWTP - Positive Displacement Blower		$ 300,000.00			$ -	$ 300,000.00
PI WWTP - Switchgear Replacement		$ 150,000.00			$ -	$ 150,000.00
PI WWTP - Chlorine Gas Conversion		$ 100,000.00			$ -	$ 100,000.00
High Tank MOV		$ 60,000.00			$ -	$ 60,000.00
WTP Bulk Storage Tank Replacements		$ 75,000.00	$ 110,000.00	$ 11,000.00	$ 121,000.00	$ (46,000.00)
WTP Communications Network Replacement		$ 200,000.00			$ -	$ 200,000.00
Filter Panel Replacement		$ 250,000.00			$ -	$ 250,000.00
Filter Valve Replacement		$ 60,000.00			$ -	$ 60,000.00
Andrews Panel Replacement		$ 120,000.00			$ -	$ 120,000.00
ARV Replacements		$ 50,000.00			$ -	$ 50,000.00
PS 290 Rehab		$ 700,000.00			$ -	$ 700,000.00
Debordieu Aerator		$ 60,000.00	$ 52,900.00		$ 52,900.00	$ 7,100.00
Well / ASR Rehab		$ 80,000.00			$ -	$ 80,000.00
	Total:	$ 4,695,000.00	$ 716,086.00	$ 35,107.00	$ 751,193.00	$ 3,943,807.00

FY2026 Rollover Projects

Project Name:		FY26 Approved Budget:	Bid Price	Contingency	FY26 Actual Cost:	Variance:
Sewer Main Replace/Improve		$ 600,000.00	$ 230,017.00	$ 29,507.00	$ 259,524.00	$ 340,476.00
Water Main Rehabilitation		$ 2,000,000.00	$ 1,401,855.00	$ 140,186.00	$ 1,542,041.00	$ 457,959.00
PS Rehab - Litchfield Plantation (Design)		$ 575,000.00	$ 149,500.00		$ 149,500.00	$ 425,500.00
Clarifier Rehabilitation FY26		$ 500,000.00			$ -	$ 500,000.00
Effliuent Pump Rehab and Replacement		$ 140,000.00	$ 124,294.00		$ 124,294.00	$ 15,706.00
Aerator		$ 65,000.00	$ 22,685.00		$ 22,685.00	$ 42,315.00
PI WWTP High Efficiency Blowers		$ 250,000.00	$ 249,208.87	$ 24,921.00	$ 274,129.87	$ (24,129.87)
High Tank MOV		$ 60,000.00	$ 63,160.00		$ 63,160.00	$ (3,160.00)
SI WTP Chlorine Gas Conversion		$ 100,000.00	$ 76,450.00		$ 76,450.00	$ 23,550.00
PS SCADA System		$ 250,000.00	$ 250,000.00		$ 250,000.00	$ -
Well/ASR Rehab		$ 175,000.00	$ 147,926.00	$ 14,793.00	$ 162,719.00	$ 12,281.00
	Total:	$ 4,715,000.00	$ 2,715,095.87	$ 209,407.00	$ 2,924,502.87	$ 1,790,497.13

FY 2025 Rollover Projects

Project Name:		FY25 Approved Budget:	Bid Price	Contingency	FY25 Actual Cost:	Variance:
Clarifier Rehabilitation		$ 350,000.00	$ 484,924.00	$ 48,492.00	$ 533,416.00	$ (183,416.00)
PI WWTP Switchgear Replacement		$ 150,000.00	$ 20,974.00		$ 20,974.00	$ 129,026.00
	Total:	$ 500,000.00	$ 505,898.00	$ 48,492.00	$ 554,390.00	$ (54,390.00)

Variance includes contingency amounts
Updated 11/02/2026

MEMO

TO: **BOARD OF DIRECTORS**

FROM: **AMANDA GILL, PE** AG
ENGINEERING & CONSTRUCTION DIRECTOR

DATE: **NOVEMBER 17, 2026**

SUBJECT: **DEVELOPER PROJECTS STATUS REPORT**

22-37 - Osprey Town Homes

Located off Parkersville Rd. near Archer Rd. in Litchfield. The project consists of 47 town homes. SCDES Permits received. Permits expire October of 2026. No change

22-38 - Regatta Townhomes

Located off Petigru Dr. near Gertrude Dr. in Pawleys Island. The project consists of 41 townhomes. SCDES permits received. Permits expire in November 2026. No change

24-01- Magic Oaks

Located along Ocean Highway in Pawleys Island, just south of the Hammock Shops, this project consists of 27 single-family homes and an amenity center/ pool. The project has received preliminary approval and is in design awaiting the DRP packet. Staff has issued comments on the DRP review. The Engineer has submitted a second DRP and staff has sent our review letter with comments. No change.

24-06 - Carolina Trails

Located just north of the 701 / Browns Ferry Road intersection, this project consists of 81 Townhomes, 213 Single-family lots, and 1 commercial building. Letter of Intent received by staff. The District has received the 10% reservation fees for this project. This project has been submitted for SCDES Construction permit.

24-18 - Riverview RV Resort

Located along HWY 521 just west of 8 Oaks Park in Georgetown, this project consists of 635 campsites, 2 amenity centers, 2 boathouses, and a check-in center (386 REUs). This project has received preliminary approval and is in design. SCDES construction permits have been issued. Permits expire October of 2027. No change

24-19 - Georgetown Estates Phase 1A

This project consists of 10 single family homes. The phase is the front 10 lots of the existing Georgetown Estates development along Hwy 521 in Georgetown. Staff has received and reviewed the DRP submittal. This project has received SCDES construction permits. No Change.

24-20 - Georgetown Estates Phase 1B

This project consists of 8 single family homes. The phase is behind the existing Georgetown Estates development along Hwy 521 in Georgetown. Staff has received and reviewed the DRP submittal. This project has received SCDES construction permits. No change.

24-21 - Georgetown Estates Phase 2

This project consists of 75 single family homes. The phase is behind the existing Georgetown Estates development along Hwy 521 in Georgetown. Staff has received and reviewed the DRP submittal. This project has received SCDES construction permits. No change.

24-22 - Georgetown Estates Phase 3

This project consists of 71 single family homes. The phase is behind the existing Georgetown Estates development along Hwy 521 in Georgetown. Staff has received and reviewed the DRP submittal. This project has received SCDES construction permits. No change.

24-23 - Georgetown Estates Phase 4

This project consists of 84 single family homes. The phase is behind the existing Georgetown Estates development along Hwy 521 in Georgetown. Staff has received and reviewed the DRP submittal. This project has received SCDES construction permits. No change.

24-33 - Waverly Court

This project is located along Waverly Road near Newman and consists of 7 single-family lots. This project has received preliminary approval. Staff has received and reviewed the DRP packet. The DRP packet was submitted to SCDES. The SCDES construction permits have been issued. No change.

24-42 - The Enclave at Crown Pointe

This is a 374-lot development consisting of townhomes and single-family homes located on the northeast side of the intersection of Hwy 701 and Pringle

Ferry Road in Georgetown. The 10% invoice has been issued, and comments have been issued to the Engineer. No change

25-03 - Tradition at Crown Pointe

This is a 369-lot development consisting of single-family homes located between Hwy 701 and Browns Ferry Rd in Georgetown. Staff have done a preliminary review of this project and issued comments. No change

25-09 - Peru Plantation West Phase 2

This project consists of an additional 127 single-family lots along the 701 corridor just south of the Black River. Staff have received preliminary drawings. No change

25-13 - Johnson Road Estates

This project consists of 10 single family lots off Johnson Road in Georgetown. Staff has received the DRP packet for review. This project has received the SCDES Water Construction permit. A pre-construction meeting was held. This project has plans to start in September. This project is under construction.

25-19 - Kent 240 Tract (Indimere Ph. 1)

This is a 44-lot subdivision project located on Kent Road in Georgetown near Hwy 521. Staff has received the initial Intent to Develop submittal on this project. No change.

25-21 - Carolina Harbor

This project is located along North Fraser Street in Georgetown, north of the Kensington Community and will consist of 70 single-family lots. Staff has received design calculations and have issued comments back while waiting on the complete DRP packet which will be submitted to SCDES. The SCDES construction permit has been issued. 90% fees have been paid. A pre-construction meeting was held and construction is underway. No change.

25-22 - Royal Tern Estates

This project consists of 9 single-family lots located adjacent to Kimba Lane and Martin Luther King Road in Pawleys Island. The project has received preliminary approval. This project has received SCDES construction permits. No change.

25-34 - The Grove (Litchfield Plantation)

Located in Litchfield Plantation along All Saints Loop, this project consists of 14 singe-family homes. This project has received preliminary approval. Construction permits from SCDES have been received. A pre-construction meeting was held on June 5th and construction has begun. No change.

25-36 - Oak Marsh

This small five-lot, single family subdivision is located on Ocean Highway in Pawleys Island, just north of Jetty Drive. Staff has received the DRP submittal

for construction permits and issued comments back. Staff has received the 10% fees. Staff has reviewed and submitted the DRP packet for permitting. The water and wastewater construction permits have been issued. No change.

25-49 - Magnolia Woods

This development consists of 48 single family lots and an amenity center. The project is located near the Georgetown / Horry County line off Hwy 707. This project has received SCDES construction permits. All fees have been paid and a pre-construction meeting was held. Construction is underway. No change.

25-59 - Pitch Pines

This project along Kent Road in Georgetown consists of 42 single-family lots. This project has received preliminary approval from staff. No change.

25-63 – Four Seasons Georgetown

This planned development is located off Johnny's River Road near Harmony Old Towne and would consist of 355 single-family homes with additional amenity areas and dock space. No change.

26-43 – Wedgefield Dragoon Ct & Goelet Ct

This is an older development that is resurfacing and will consist of 24 single family lots within Wedgefield plantation. These lots were previously subdivided but some utilities never received operational approval. No change.

FISCAL IMPACT: **If all the projects on this list expire the developers would forfeit $347,939.80 and the District would be required to refund a prorated $244,138.80. The individual forfeiture and refund amounts are shown on the following page.**

RECOMMENDATION: **This is for information only.**

#	Project Name	Forfeit to the District	Refund from the District	Units Waccamaw Neck	Units West Georgetown
22-37	Osprey Townhomes	$ 11,449.20	$ -	47	
22-38	Regatta Townhomes	$ 11,349.60	$ -	41	
24-01	Magic Oaks	$ 9,374.80	$ -	27	
24-06	Carolina Trails	$ 43,688.40	$ -		294
24-18	Riverview RV Resort	$ 95,820.60	$ -		386
24-19	Georgetown Estates Phase 1A	$ 4,990.00			10
24-20	Georgetown Estates Phase 1B	$ 4,502.80			8
24-21	Georgetown Estates Phase 2	$ 20,824.00			75
24-22	Georgetown Estates Phase 3	$ 19,849.60			71
24-23	Georgetown Estates Phase 4	$ 23,016.40			84
24-33	Waverly Court	$ 4,746.40	$ -	7	
24-42	The Enclave @ Crown Pointe	$ 55,200.40			374
25-03	Tradition @ Crown Pointe				369
25-09	Peru Plantation West Phase 2				127
25-13	Johnson Road Estates	$ 2,203.00	$ 10,351.00		10
25-19	Kent 240 Tract Indimere Ph. 1				44
25-21	Carolina Harbor	$ 11,255.00	$ 96,879.00		70
25-22	Royal Tern Estates	$ 4,746.40		9	
25-34	The Grove (Litchfield Plantation)	$ 5,964.40	$ 31,673.60	14	
25-36	Oak Marsh	$ 2,712.00		5	
25-49	Magnolia Woods	$ 16,246.80	$ 105,235.20	48	
25-59	Pitch Pines				42
25-63	Four Seasons				355
26-43	Wedgefield Dragoon Ct & Goelet Ct				24
	Totals	**$ 347,939.80**	**$ 244,138.80**	**198**	**2343**
				2541	

WACCAMAW NECK NORTH



WACCAMAW NECK SOUTH

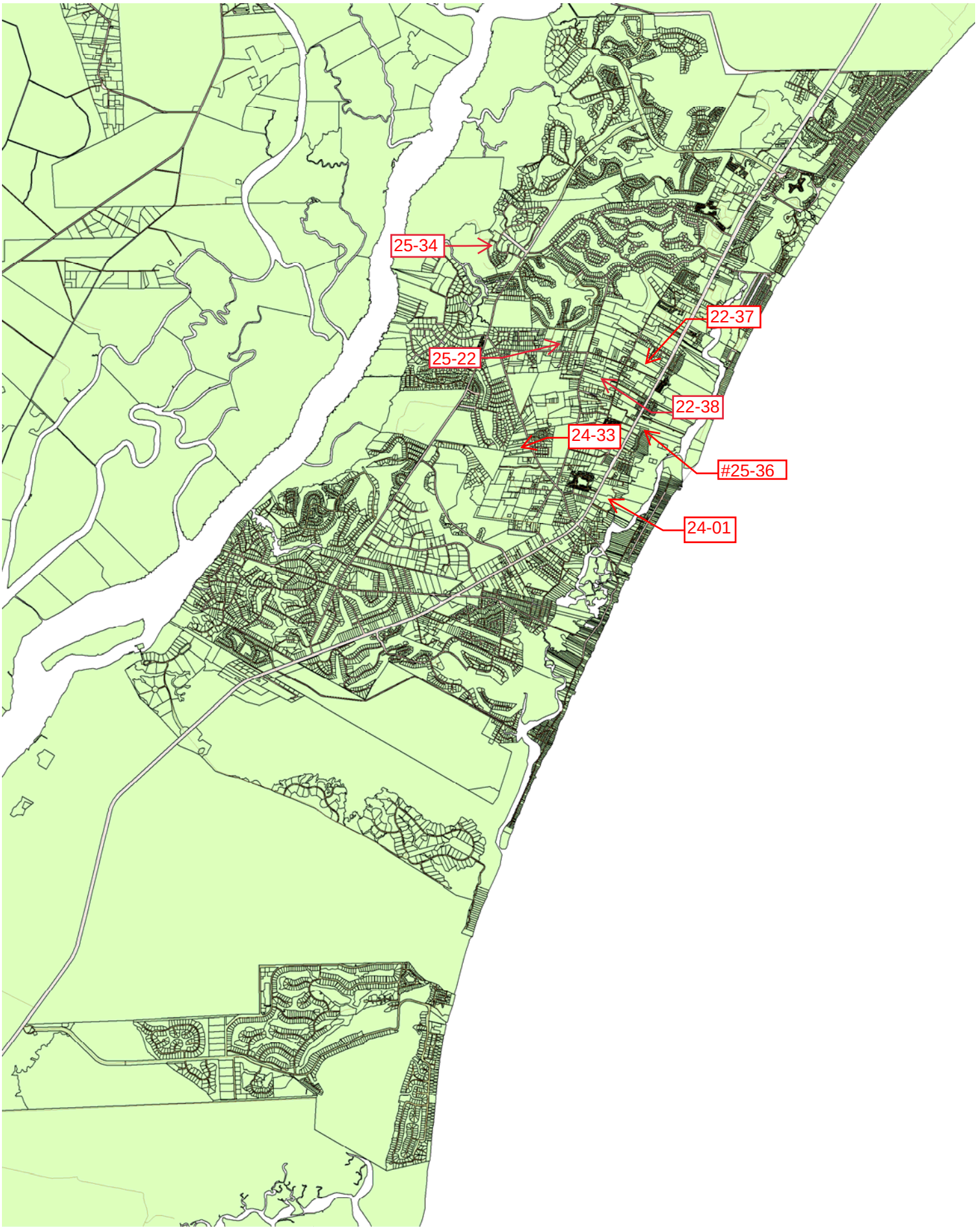

NORTH GEORGETOWN

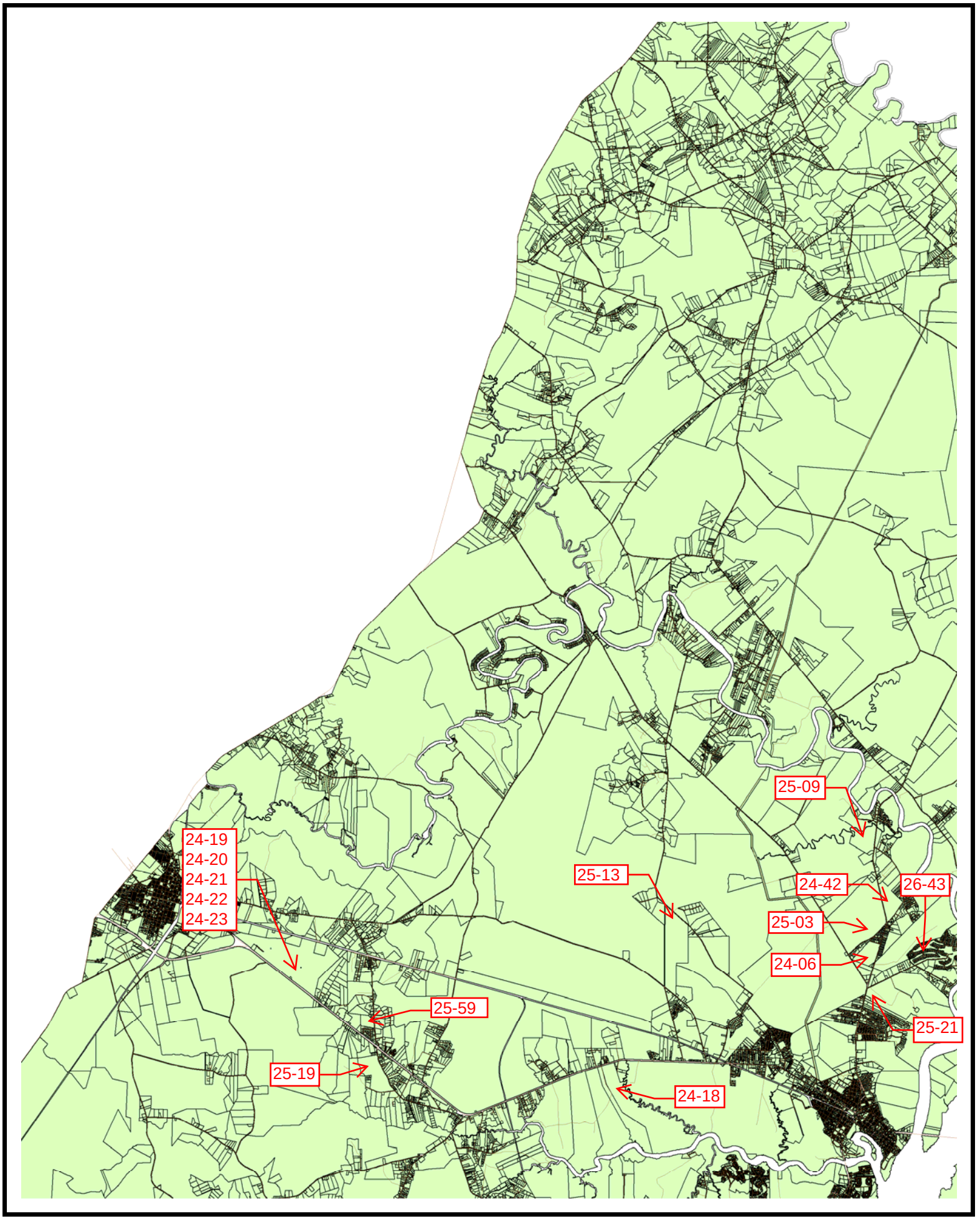

SOUTH GEORGETOWN

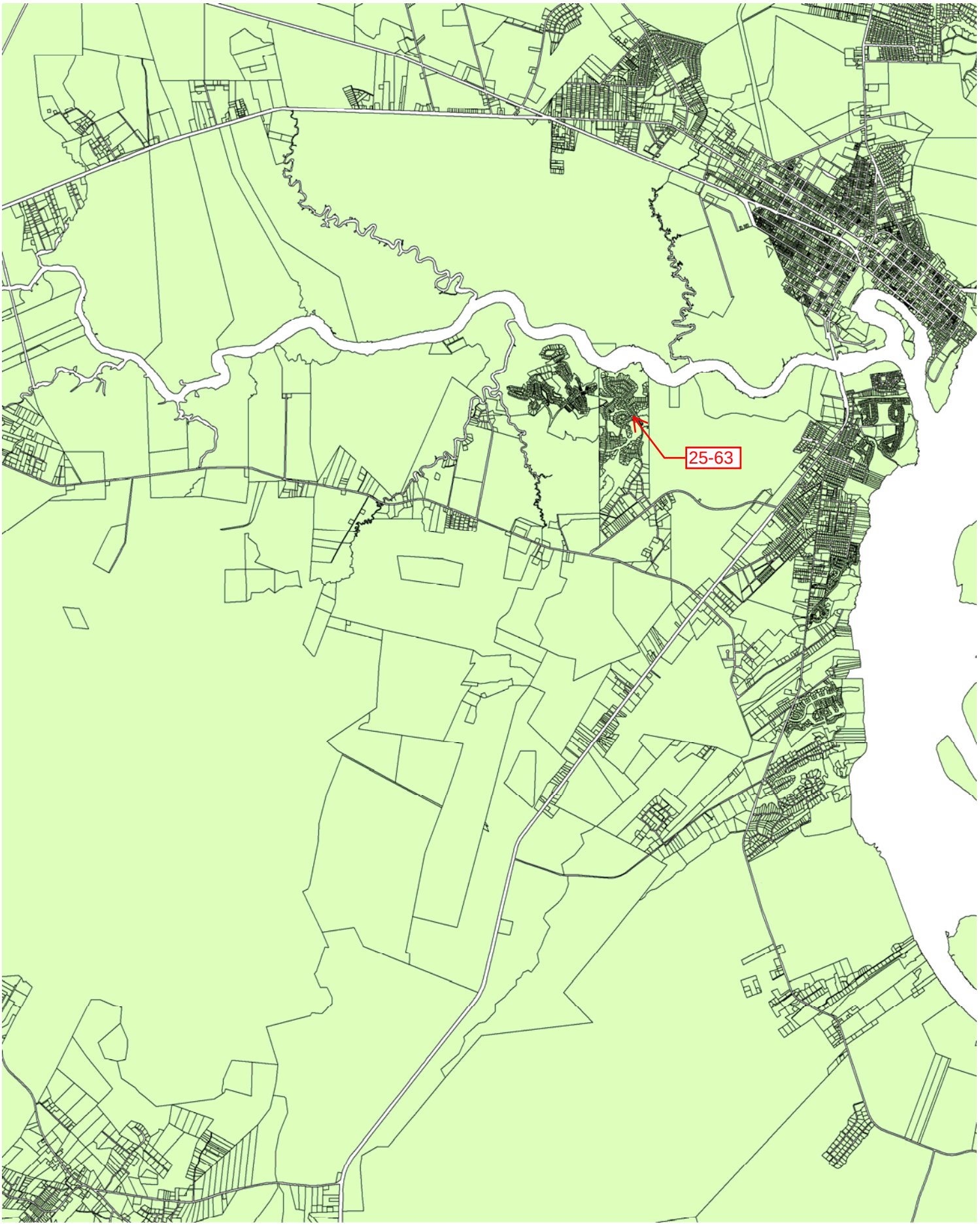

GEORGETOWN COUNTY WATER & SEWER DISTRICT

PERIOD 4

REVENUES and EXPENSES

PAY PERIODS 9

AS OF 10-31-26

	MONTH	Y-T-D
OPERATING REVENUES	$ 1,871,392.18	$ 8,592,345.81
OPERATING EXPENSES	1,436,539.42	6,769,978.30
GAIN (LOSS)	$ 434,852.76	$ 1,822,367.51

TOTAL REVENUES	$ 2,318,320.50	$ 10,351,555.13
TOTAL EXPENSES	1,686,923.19	7,771,513.38
GAIN (LOSS)	$ 631,397.31	$ 2,580,041.75

GEORGETOWN COUNTY WATER & SEWER DISTRICT
REVENUE COMPARISON - CURRENT YEAR TO PRIOR YEAR
AS OF 10-31-26

	MONTH	LAST YEAR	Y-T-D	LAST YEAR	% CHANGE
WATER FUND					
Water Volume Charge	565,172.48	480,173.98	2,873,998.01	2,364,337.28	21.56%
Water Service Connection	30,752.50	30,071.00	148,831.12	115,672.00	28.67%
Meter Placement Charge	533.00	4,275.00	5,473.00	8,208.00	-33.32%
Backflow Inspection Charge	12,045.08	10,578.91	47,684.28	42,154.98	13.12%
Water DECAP Charge	92,578.05	90,571.67	369,072.60	359,397.14	2.69%
Other Operating Reimb.	10,818.00	10,431.30	89,575.43	76,707.90	16.77%
	711,899.11	626,101.86	3,534,634.44	2,966,477.30	19.15%
WASTEWATER FUND					
Sewer Volume Charge	605,388.08	532,330.70	3,051,524.76	2,681,871.29	13.78%
Sewer Service Connection	0.00	0.00	0.00	0.00	0.00%
Sewer Tap / Step Unit	29,438.00	0.00	69,209.24	28,455.01	143.22%
Sewer Service Inspection	2,330.00	3,914.00	14,071.00	11,932.00	17.93%
Sewer Reconnect	0.00	0.00	0.00	0.00	0.00%
Sewer DECAP Charge	129,017.35	127,430.18	515,244.21	508,026.27	1.42%
Other Operating Reimb.	3,906.00	3,906.00	20,712.68	21,145.54	-2.05%
	770,079.43	667,580.88	3,670,761.89	3,251,430.11	12.90%
BILLING & COLLECTION					
Customer Charge	211,264.78	200,401.37	844,010.16	800,275.01	5.47%
Service Charge	10,098.00	13,955.00	46,305.00	45,636.00	1.47%
Reconnect Charge	4,517.00	2,255.00	16,108.00	12,473.00	29.14%
Late Payment Processing	6,775.74	5,178.05	26,047.09	24,229.63	7.50%
Returned Check Fees	1,320.00	1,230.00	6,330.00	5,370.00	17.88%
	233,975.52	223,019.42	938,800.25	887,983.64	5.72%
GENERAL ADMINISTRATION					
Interest Income	81,983.28	92,452.10	355,976.31	366,711.68	-2.93%
Discounts Earned	23.27	26.75	84.09	104.14	-19.25%
Finance Charge	0.00	0.00	0.00	0.00	0.00%
Unrealized Gain/Loss on Investments	45,373.90	80.21	(40,530.43)	24,885.29	-262.87%
Credit Card Charges	(21,021.56)	(17,300.20)	(89,276.78)	(76,060.21)	17.38%
Service Line Protection	34,398.00	30,472.00	134,612.27	120,608.00	11.61%
Miscellaneous Income	14,681.23	15,441.68	69,081.77	63,463.83	8.85%
	155,438.12	121,172.54	429,947.23	499,712.73	-13.96%
ENGINEERING					
Engineering Income	0.00	3,268.00	18,202.00	23,078.00	-21.13%
TOTAL OPERATING REVENUES	1,871,392.18	1,641,142.70	8,592,345.81	7,628,681.78	12.63%

	MONTH	LAST YEAR	Y-T-D	LAST YEAR	% CHANGE
RESTRICTED INCOME					
Availability Charge - Water	159,540.83	147,774.81	636,027.09	586,384.77	8.47%
Availability Charge - Sewer	234,299.03	218,626.03	935,766.10	871,739.52	7.34%
Water & Sewer Assessments	11,677.67	4,014.49	22,113.65	64,286.99	-65.60%
Interest Income	3,535.19	4,158.68	16,884.80	16,955.87	-0.42%
Demand Charge - Water	15,982.30	10,851.40	61,244.88	37,500.12	63.32%
Demand Charge - Sewer	21,893.30	14,300.50	87,172.80	54,963.50	58.60%
	446,928.32	399,725.91	1,759,209.32	1,631,830.77	7.81%
TOTAL REVENUES	2,318,320.50	2,040,868.61	10,351,555.13	9,260,512.55	11.78%

GEORGETOWN COUNTY WATER & SEWER DISTRICT
EXPENSE COMPARISON - CURRENT YEAR TO PRIOR YEAR
AS OF 10-31-26

	MONTH	LAST YEAR	Y-T-D	LAST YEAR	% CHANGE
PERSONNEL SERVICES					
Salaries & Wages - Regular *	407,034.61	400,297.85	1,820,184.68	1,800,147.27	1.11%
Salaries & Wages - Overtime	13,695.35	13,074.65	73,773.67	71,281.49	3.50%
FICA Tax Expense	31,639.62	31,025.96	141,976.74	140,759.06	0.87%
Health Insurance	83,943.97	87,225.38	400,277.96	392,597.97	1.96%
Retirement	77,476.64	77,134.10	350,920.69	349,365.91	0.45%
Workman's Compensation	0.00	0.00	14,600.00	13,568.25	0.00%
Other Payroll Expenses	9,130.00	1,685.00	42,960.00	61,645.50	-30.31%
TOTAL PERSONNEL SERVICES	622,920.19	610,442.94	2,844,693.74	2,829,365.45	0.54%
CONTRACTUAL SERVICES					
Rents & Leases - Vehicles	553.84	553.84	1,852.02	2,456.86	-24.62%
Rents & Leases - Other Equip.	2,124.50	2,629.14	21,995.21	21,127.37	4.11%
Utilities	145,677.30	138,689.17	574,540.99	555,660.40	3.40%
Sewer Service Charges	13,466.84	139,328.64	232,837.72	348,858.69	-33.26%
Telephone & Commun. Lines	11,742.79	11,206.05	46,345.77	41,964.78	10.44%
Insurance - Operations	31,481.85	37,977.89	135,203.18	126,862.92	6.57%
Professional Services - Legal	1,671.18	2,784.35	4,127.43	12,662.50	-67.40%
Professional Services - Consultants	0.00	0.00	0.00	750.00	0.00%
Professional Services - Other	3,743.73	338.00	46,740.65	28,814.47	62.21%
Employee Uniforms	1,371.00	1,765.05	7,164.80	12,414.31	-42.29%
Service & Maint. Contracts	79,329.41	99,918.06	361,120.54	394,362.89	-8.43%
TOTAL CONTRACTUAL SERVICES	291,162.44	435,190.19	1,431,928.31	1,545,935.19	-7.37%
SUPPLIES and MATERIALS					
Operating Supplies & Material	18,974.51	20,911.47	78,023.90	65,865.53	18.46%
Water Purchased for Resale	44,377.25	108,961.06	222,711.64	227,604.05	-2.15%
Auto Supplies	14,157.05	19,200.08	78,608.51	65,316.54	20.35%
Printing & Office Supplies	5,601.47	4,584.14	22,931.55	20,646.01	11.07%
Lab Treatment Supplies & Mat.	82,836.34	112,563.95	414,248.19	579,040.05	-28.46%
TOTAL SUPPLIES and MATERIALS	165,946.62	266,220.70	816,523.79	958,472.18	-14.81%
MAINTENANCE and REPAIR					
Maint & Repair-Bldgs & Ground	11,765.96	2,280.64	20,712.31	13,519.61	53.20%
Maint & Repair-Facilities	62,397.70	235,711.15	400,858.38	606,561.34	-33.91%
Maint & Repair-Equipment	(2,073.90)	30,633.76	36,573.33	54,522.54	-32.92%
Maint & Repair-Vehicles	13,467.10	11,691.90	53,388.02	31,821.19	67.78%
TOTAL MAINTENANCE and REPAIR	85,556.86	280,317.45	511,532.04	706,424.68	-27.59%

	This Month	Last Year
* # of Employees	82	85

	MONTH	LAST YEAR	Y-T-D	LAST YEAR	% CHANGE
BUSINESS and TRAVEL EXPENSE					
Travel Expense	355.30	905.14	12,266.55	10,945.59	12.07%
Private Vehicle Expense	1,071.33	1,183.42	2,936.18	3,557.57	-17.47%
Postage & Delivery	25,043.16	26,701.52	52,265.11	79,605.35	-34.34%
Employee Training	5,797.00	6,446.97	40,047.70	22,536.65	77.70%
Memberships & Meetings	1,267.79	3,572.90	29,396.34	23,095.77	27.28%
Board Member Compensation	5,633.18	13,275.00	23,189.54	15,735.00	47.38%
Prof. Books & Periodicals	300.00	0.00	300.00	0.00	0.00%
Public Information	658.65	0.00	3,474.24	2,145.63	100.00%
Miscellaneous Expenses	9,182.92	8,964.72	41,151.84	35,844.53	14.81%
TOTAL BUSINESS and TRAVEL EXP	49,309.33	61,049.67	205,027.50	193,466.09	5.98%
CAPITAL OUTLAY					
Land & Land Improvements	0.00	0.00	0.00	0.00	0.00%
Bldg. & Fixed Equipment	0.00	0.00	0.00	0.00	0.00%
Automotive Equipment	0.00	0.00	(15.00)	66,073.00	-100.02%
Operational & Constr. Equip.	48.58	149,027.05	8,285.31	154,916.69	-94.65%
Furniture & Fixtures	0.00	0.00	1,446.49	310.29	0.00%
Construction Material	0.00	20,815.15	101,439.31	137,073.53	-26.00%
Internally Financed Equipment	0.00	0.00	0.00	0.00	0.00%
TOTAL CAPITAL OUTLAY	48.58	169,842.20	111,156.11	358,373.51	-68.98%
MISCELLANEOUS					
Contingency	0.00	0.00	0.00	0.00	0.00%
Deprec. & Capital Replacement	221,595.40	218,001.84	884,316.81	867,423.40	1.95%
Bad Debts	0.00	0.00	0.00	0.00	0.00%
Miscellaneous Other	0.00	0.00	(35,200.00)	(7,897.30)	0.00%
TOTAL MISCELLANEOUS	221,595.40	218,001.84	849,116.81	859,526.10	-1.21%
TOTAL OPERATING EXPENSES	1,436,539.42	2,041,064.99	6,769,978.30	7,451,563.20	-9.15%
DEBT SERVICE					
Bond & Interest Payments	265,583.77	265,574.25	1,062,335.08	1,062,297.00	0.00%
Transfers from Impact Fee Funds	(15,200.00)	(15,200.00)	(60,800.00)	(60,800.00)	0.00%
TOTAL DEBT SERVICE	250,383.77	250,374.25	1,001,535.08	1,001,497.00	0.00%
TOTAL EXPENSES	1,686,923.19	2,291,439.24	7,771,513.38	8,453,060.20	-8.06%

GEORGETOWN COUNTY WATER & SEWER DISTRICT
BUDGETED TO ACTUAL REVENUE
FOR PERIOD ENDING 10-31-26

	ACTUAL YTD	BUDGET YTD	VARIANCE	% VARIANCE
WATER FUND				
Water Volume Charge	2,873,998.01	2,013,824.67	860,173.34	42.71%
Water Service Connection	148,831.12	111,666.67	37,164.45	33.28%
Meter Placement Charge	5,473.00	7,000.00	(1,527.00)	-21.81%
Backflow Inspection Charge	47,684.28	41,333.33	6,350.95	15.37%
Water DECAP Charge	369,072.60	374,208.67	(5,136.07)	-1.37%
Other Operating Reimb.	89,575.43	50,000.00	39,575.43	79.15%
	3,534,634.44	2,598,033.33	936,601.11	36.05%
WASTEWATER FUND				
Sewer Volume Charge	3,051,524.76	2,360,743.33	690,781.43	29.26%
Sewer Service Connection	0.00	0.00	0.00	0.00%
Sewer Tap / Step Unit	69,209.24	33,333.33	35,875.91	107.63%
Sewer Service Inspection	14,071.00	9,000.00	5,071.00	56.34%
Sewer Reconnect	0.00	0.00	0.00	0.00%
Sewer DECAP Charge	515,244.21	516,630.67	(1,386.46)	-0.27%
Other Operating Reimb.	20,712.68	26,666.67	(5,953.99)	-22.33%
	3,670,761.89	2,946,374.00	724,387.89	24.59%
BILLING & COLLECTION				
Customer Charge	844,010.16	835,676.00	8,334.16	1.00%
Service Charge	46,305.00	40,000.00	6,305.00	15.76%
Reconnect Charge	16,108.00	12,750.00	3,358.00	26.34%
Late Payment Processing	26,047.09	24,916.67	1,130.42	4.54%
Returned Check Fees	6,330.00	4,700.00	1,630.00	34.68%
	938,800.25	918,042.67	20,757.58	2.26%
GENERAL ADMINISTRATION				
Interest Income	355,976.31	185,720.00	170,256.31	91.67%
Discounts Earned	84.09	333.33	(249.24)	-74.77%
Finance Charge	0.00	0.00	0.00	0.00%
Unrealized Gain/Loss on Investments	(40,530.43)	0.00	(40,530.43)	0.00%
Credit Card Charges	(89,276.78)	(65,166.67)	(24,110.11)	37.00%
Service Line Protection	134,612.27	126,696.67	7,915.60	6.25%
Miscellaneous Income	69,081.77	57,342.33	11,739.44	20.47%
	429,947.23	304,925.67	125,021.56	41.00%
ENGINEERING				
Engineering Income	18,202.00	34,666.67	(16,464.67)	-47.49%
TOTAL OPERATING REVENUES	8,592,345.81	6,802,042.33	1,790,303.48	26.32%

	ACTUAL YTD	BUDGET YTD	VARIANCE	% VARIANCE
RESTRICTED INCOME				
Availability Charge - Water	636,027.09	644,884.33	(8,857.24)	-1.37%
Availability Charge - Sewer	935,766.10	895,164.33	40,601.77	4.54%
Water & Sewer Assessments	22,113.65	133,333.33	(111,219.68)	-83.41%
Interest Income	16,884.80	10,000.00	6,884.80	68.85%
Demand Charge - Water	61,244.88	43,122.33	18,122.55	42.03%
Demand Charge - Sewer	87,172.80	56,593.33	30,579.47	54.03%
	1,759,209.32	1,783,097.67	(23,888.35)	-1.34%
TOTAL REVENUES	10,351,555.13	8,585,140.00	1,766,415.13	20.58%

GEORGETOWN COUNTY WATER & SEWER DISTRICT
BUDGETED TO ACTUAL EXPENSES
FOR PERIOD ENDING 10-31-26

	ACTUAL YTD	BUDGET YTD	VARIANCE	% VARIANCE
PERSONNEL SERVICES				
Salaries & Wages - Regular	1,820,184.68	2,037,017.08	216,832.40	10.64%
Salaries & Wages - Overtime	73,773.67	58,037.88	(15,735.79)	-27.11%
FICA Tax Expense	141,976.74	161,204.19	19,227.45	11.93%
Health Insurance	400,277.96	346,130.00	(54,147.96)	-15.64%
Retirement	350,920.69	389,343.12	38,422.43	9.87%
Workman's Compensation	14,600.00	20,000.00	5,400.00	27.00%
Other Payroll Expenses	42,960.00	47,600.00	4,640.00	9.75%
TOTAL PERSONNEL SERVICES	2,844,693.74	3,059,332.27	214,638.53	7.02%
CONTRACTUAL SERVICES				
Rents & Leases - Vehicles	1,852.02	2,400.00	547.98	22.83%
Rents & Leases - Other Equip.	21,995.21	18,497.33	(3,497.88)	-18.91%
Utilities	574,540.99	559,391.33	(15,149.66)	-2.71%
Sewer Service Charges	232,837.72	377,826.00	144,988.28	38.37%
Telephone & Commun. Lines	46,345.77	53,633.33	7,287.56	13.59%
Insurance - Operations	135,203.18	125,500.00	(9,703.18)	-7.73%
Professional Services - Legal	4,127.43	15,000.00	10,872.57	72.48%
Professional Services - Consultants	0.00	2,000.00	2,000.00	100.00%
Professional Services - Other	46,740.65	41,666.67	(5,073.98)	-12.18%
Employee Uniforms	7,164.80	7,815.00	650.20	8.32%
Service & Maint. Contracts	361,120.54	450,190.00	89,069.46	19.78%
TOTAL CONTRACTUAL SERVICES	1,431,928.31	1,653,919.67	221,991.36	13.42%
SUPPLIES and MATERIALS				
Operating Supplies & Material	78,023.90	85,340.33	7,316.43	8.57%
Water Purchased for Resale	222,711.64	188,760.00	(33,951.64)	-17.99%
Auto Supplies	78,608.51	89,229.33	10,620.82	11.90%
Printing & Office Supplies	22,931.55	21,239.00	(1,692.55)	-7.97%
Lab Treatment Supplies & Mat.	414,248.19	428,376.00	14,127.81	3.30%
TOTAL SUPPLIES and MATERIALS	816,523.79	812,944.67	(3,579.12)	-0.44%
MAINTENANCE and REPAIR				
Maint & Repair-Bldgs & Ground	20,712.31	26,133.33	5,421.02	20.74%
Maint & Repair-Facilities	400,858.38	489,062.00	88,203.62	18.04%
Maint & Repair-Equipment	36,573.33	73,763.33	37,190.00	50.42%
Maint & Repair-Vehicles	53,388.02	53,126.00	(262.02)	-0.49%
TOTAL MAINTENANCE and REPAIR	511,532.04	642,084.67	130,552.63	20.33%

	ACTUAL YTD	BUDGET YTD	VARIANCE	% VARIANCE
BUSINESS and TRAVEL EXPENSE				
Travel Expense	12,266.55	11,600.00	(666.55)	-5.75%
Private Vehicle Expense	2,936.18	2,839.67	(96.51)	-3.40%
Postage & Delivery	52,265.11	52,670.67	405.56	0.77%
Employee Training	40,047.70	14,812.67	(25,235.03)	-170.36%
Memberships & Meetings	29,396.34	14,693.33	(14,703.01)	-100.07%
Board Member Compensation	23,189.54	23,073.33	(116.21)	-0.50%
Prof. Books & Periodicals	300.00	1,083.33	783.33	72.31%
Public Information	3,474.24	5,833.33	2,359.09	40.44%
Miscellaneous Expenses	41,151.84	42,385.33	1,233.49	2.91%
TOTAL BUSINESS and TRAVEL EXPENSE	205,027.50	168,991.67	(36,035.83)	-21.32%
CAPITAL OUTLAY				
Land & Land Improvements	0.00	33,333.33	33,333.33	0.00%
Bldg. & Fixed Equipment	0.00	33,333.33	33,333.33	0.00%
Automotive Equipment	(15.00)	91,666.67	91,681.67	100.02%
Operational & Constr. Equip.	8,285.31	130,683.33	122,398.02	93.66%
Furniture & Fixtures	1,446.49	7,133.33	5,686.84	79.72%
Construction Material	101,439.31	101,745.67	306.36	0.30%
Internally Financed Equipment	0.00	0.00	0.00	0.00%
TOTAL CAPITAL OUTLAY	111,156.11	397,895.67	286,739.56	72.06%
MISCELLANEOUS				
Contingency	0.00	72,821.33	72,821.33	100.00%
Deprec. & Capital Replacement	884,316.81	890,841.00	6,524.19	0.73%
Bad Debts	0.00	1,666.67	1,666.67	100.00%
Miscellaneous Other	(35,200.00)	0.00	35,200.00	0.00%
TOTAL MISCELLANEOUS	849,116.81	965,329.00	116,212.19	12.04%
TOTAL OPERATING EXPENSES	6,769,978.30	7,700,497.60	930,519.30	12.08%
DEBT SERVICE				
Bond & Interest Payments	1,062,335.08	1,043,427.67	(18,907.41)	-1.81%
Transfers from Impact Fee Funds	(60,800.00)	(60,800.00)	0.00	0.00%
TOTAL DEBT SERVICE	1,001,535.08	982,627.67	(18,907.41)	-1.92%
TOTAL EXPENSES	7,771,513.38	8,683,125.27	911,611.89	10.50%

GEORGETOWN COUNTY WATER & SEWER DISTRICT

REVENUE AS OF 10-31-26

	ACTUAL YTD	TOTAL BUDGET	REMAINING BUDGET
WATER FUND			
Water Volume Charge	2,873,998.01	6,041,474.00	3,167,475.99
Water Service Connection	148,831.12	335,000.00	186,168.88
Meter Placement Charge	5,473.00	21,000.00	15,527.00
Backflow Inspection Charge	47,684.28	124,000.00	76,315.72
Water DECAP Charge	369,072.60	1,122,626.00	753,553.40
Other Operating Reimb.	89,575.43	150,000.00	60,424.57
	3,534,634.44	7,794,100.00	4,259,465.56
WASTEWATER FUND			
Sewer Volume Charge	3,051,524.76	7,082,230.00	4,030,705.24
Sewer Service Connection	0.00	0.00	0.00
Sewer Tap / Step Unit	69,209.24	100,000.00	30,790.76
Sewer Service Inspection	14,071.00	27,000.00	12,929.00
Sewer Reconnect	0.00	0.00	0.00
Sewer DECAP Charge	515,244.21	1,549,892.00	1,034,647.79
Other Operating Reimb.	20,712.68	80,000.00	59,287.32
	3,670,761.89	8,839,122.00	5,168,360.11
BILLING & COLLECTION			
Customer Charge	844,010.16	2,507,028.00	1,663,017.84
Service Charge	46,305.00	120,000.00	73,695.00
Reconnect Charge	16,108.00	38,250.00	22,142.00
Late Payment Processing	26,047.09	74,750.00	48,702.91
Returned Check Fees	6,330.00	14,100.00	7,770.00
	938,800.25	2,754,128.00	1,815,327.75
GENERAL ADMINISTRATION			
Interest Income	355,976.31	557,160.00	201,183.69
Discounts Earned	84.09	1,000.00	915.91
Finance Charge	0.00	0.00	0.00
Unrealized Gain/Loss on Investments	(40,530.43)	0.00	40,530.43
Credit Card Charges	(89,276.78)	(195,500.00)	(106,223.22)
Service Line Protection	134,612.27	380,090.00	245,477.73
Miscellaneous Income	69,081.77	172,027.00	102,945.23
	429,947.23	914,777.00	484,829.77
ENGINEERING			
Engineering Income	18,202.00	104,000.00	85,798.00
TOTAL OPERATING REVENUES	8,592,345.81	20,406,127.00	11,813,781.19

	ACTUAL YTD	TOTAL BUDGET	REMAINING BUDGET
RESTRICTED INCOME			
Availability Charge - Water	636,027.09	1,934,653.00	1,298,625.91
Availability Charge - Sewer	935,766.10	2,685,493.00	1,749,726.90
Water & Sewer Assessments	22,113.65	400,000.00	377,886.35
Interest Income	16,884.80	30,000.00	13,115.20
Demand Charge - Water	61,244.88	129,367.00	68,122.12
Demand Charge - Sewer	87,172.80	169,780.00	82,607.20
	1,759,209.32	5,349,293.00	3,590,083.68
TOTAL REVENUES	10,351,555.13	25,755,420.00	15,403,864.87

GEORGETOWN COUNTY WATER & SEWER DISTRICT
BUDGETED EXPENSES
FOR PERIOD ENDING 10-31-26

	ACTUAL YTD	TOTAL BUDGET	REMAINING BUDGET
PERSONNEL SERVICES			
Salaries & Wages - Regular	1,820,184.68	5,884,716.00	4,064,531.32
Salaries & Wages - Overtime	73,773.67	167,665.00	93,891.33
FICA Tax Expense	141,976.74	465,701.00	323,724.26
Health Insurance	400,277.96	1,038,390.00	638,112.04
Retirement	350,920.69	1,124,769.00	773,848.31
Workman's Compensation	14,600.00	60,000.00	45,400.00
Other Payroll Expenses	42,960.00	142,800.00	99,840.00
TOTAL PERSONNEL SERVICES	2,844,693.74	8,884,041.00	6,039,347.26
CONTRACTUAL SERVICES			
Rents & Leases - Vehicles	1,852.02	7,200.00	5,347.98
Rents & Leases - Other Equip.	21,995.21	55,492.00	33,496.79
Utilities	574,540.99	1,678,174.00	1,103,633.01
Sewer Service Charges	232,837.72	1,133,478.00	900,640.28
Telephone & Commun. Lines	46,345.77	160,900.00	114,554.23
Insurance - Operations	135,203.18	376,500.00	241,296.82
Professional Services - Legal	4,127.43	45,000.00	40,872.57
Professional Services - Consultants	0.00	6,000.00	6,000.00
Professional Services - Other	46,740.65	125,000.00	78,259.35
Employee Uniforms	7,164.80	23,445.00	16,280.20
Service & Maint. Contracts	361,120.54	1,350,570.00	989,449.46
TOTAL CONTRACTUAL SERVICES	1,431,928.31	4,961,759.00	3,529,830.69
SUPPLIES and MATERIALS			
Operating Supplies & Material	78,023.90	256,021.00	177,997.10
Water Purchased for Resale	222,711.64	566,280.00	343,568.36
Auto Supplies	78,608.51	267,688.00	189,079.49
Printing & Office Supplies	22,931.55	63,717.00	40,785.45
Lab Treatment Supplies & Mat.	414,248.19	1,285,128.00	870,879.81
TOTAL SUPPLIES and MATERIALS	816,523.79	2,438,834.00	1,622,310.21
MAINTENANCE and REPAIR			
Maint & Repair-Bldgs & Ground	20,712.31	78,400.00	57,687.69
Maint & Repair-Facilities	400,858.38	1,467,186.00	1,066,327.62
Maint & Repair-Equipment	36,573.33	221,290.00	184,716.67
Maint & Repair-Vehicles	53,388.02	159,378.00	105,989.98
TOTAL MAINTENANCE and REPAIR	511,532.04	1,926,254.00	1,414,721.96

	ACTUAL YTD	TOTAL BUDGET	REMAINING BUDGET
BUSINESS and TRAVEL EXPENSE			
Travel Expense	12,266.55	34,800.00	22,533.45
Private Vehicle Expense	2,936.18	8,519.00	5,582.82
Postage & Delivery	52,265.11	158,012.00	105,746.89
Employee Training	40,047.70	44,438.00	4,390.30
Memberships & Meetings	29,396.34	44,080.00	14,683.66
Board Member Compensation	23,189.54	69,220.00	46,030.46
Prof. Books & Periodicals	300.00	3,250.00	2,950.00
Public Information	3,474.24	17,500.00	14,025.76
Miscellaneous Expenses	41,151.84	127,156.00	86,004.16
TOTAL BUSINESS and TRAVEL EXP	205,027.50	506,975.00	301,947.50
CAPITAL OUTLAY			
Land & Land Improvements	0.00	100,000.00	100,000.00
Bldg. & Fixed Equipment	0.00	100,000.00	100,000.00
Automotive Equipment	(15.00)	275,000.00	275,015.00
Operational & Constr. Equip.	8,285.31	392,050.00	383,764.69
Furniture & Fixtures	1,446.49	21,400.00	19,953.51
Construction Material	101,439.31	305,237.00	203,797.69
Internally Financed Equipment	0.00	0.00	0.00
TOTAL CAPITAL OUTLAY	111,156.11	1,193,687.00	1,082,530.89
MISCELLANEOUS			
Contingency	0.00	218,464.00	218,464.00
Deprec. & Capital Replacement	884,316.81	2,672,523.00	1,788,206.19
Bad Debts	0.00	5,000.00	5,000.00
Miscellaneous Other	(35,200.00)	0.00	35,200.00
TOTAL MISCELLANEOUS	849,116.81	2,895,987.00	2,046,870.19
TOTAL OPERATING EXPENSES	6,769,978.30	22,807,537.00	16,037,558.70
DEBT SERVICE			
Bond & Interest Payments	1,062,335.08	3,130,283.00	2,067,947.92
Transfers from Impact Fee Funds	(60,800.00)	(182,400.00)	(121,600.00)
TOTAL DEBT SERVICE	1,001,535.08	2,947,883.00	1,946,347.92
TOTAL EXPENSES	7,771,513.38	25,755,420.00	17,983,906.62

GEORGETOWN COUNTY WATER & SEWER DISTRICT
CASH and SHORT TERM INVESTMENTS

	9/30/2026	10/31/2026	
NON-RESTRICTED ACCOUNTS			
Operation & Maintenance Account	10,244,777.81	10,974,636.44	
Customer Deposits	377,110.00	376,413.00	
Cash on Hand	2,100.00	2,100.00	
TOTAL NON-RESTRICTED	10,623,987.81	11,353,149.44	
RESTRICTED ACCOUNTS			
Plantersville Sewer Assessments	54,906.11	59,862.37	
South Causeway Sewer Assessments	408,048.31	409,664.42	
North Causeway Sewer Assessments	98,070.54	98,286.06	
Apache Water Assessments	52,004.42	52,436.69	
Brock Road Sewer Assessments	(24,854.72)	(24,854.72)	
Pleasant Hill Water Assessments	743,845.40	749,435.22	
Beaumont Drive Water Assessments	79,596.53	79,771.45	
Cherokee Drive Water Assessments	65,521.88	66,202.83	
Commanche Assessments	6,219.40	6,233.07	
Pawleys S. Comm. Sewer Assessments	40,145.43	40,233.65	
Waverly Mills Sewer Assessments	1,061.70	1,064.03	
Wassamassaw Sewer Assessments	5,609.71	6,960.29	
M.L. King Sewer Assessments	41,961.66	42,053.87	
2015 Refund Bond & Int. Redempt. Fund	788,690.07	918,287.63	
Series 2025 Bond & Int. Redempt. Fund	188,984.86	234,799.42	
1989 & 98 Refund Bond & Int. Redemp.	240,295.03	270,275.44	
2011A SRF Bond & Int. Redemp. Fund	32,680.04	53,965.34	
2011B SRF Bond & Int. Redemp. Fund	22,314.30	34,173.25	
2020 SRF Bond & Int. Redemp. Fund	84,476.44	99,907.84	
Economic Dev. Grant Matching Funds	500,000.00	500,000.00	
FmHA Bond Cushion Funds	150,084.00	150,084.00	
Depreciation & Capital Replacement	5,320,633.55	5,327,211.46	
Contingency Fund	1,200,477.00	1,200,477.00	
Utilities Relocation Fund	1,065,857.31	1,065,857.31	
Rural Line Extension Fund	1,277,893.13	1,282,059.80	
Reservation Fees	258,000.20	258,000.20	
Source Water Protection Fund	180,000.00	180,000.00	
Good Neighbor Contributions	43,930.01	43,200.80	
Harmony Community Impact Fees	31,360.00	31,360.00	
Water Impact Fees	4,176,046.27	4,192,991.07	*
Sewer Impact Fees	4,713,318.28	4,675,820.32	*
TOTAL RESTRICTED	21,847,176.86	22,105,820.11	
CONSTRUCTION ACCOUNTS			
No Active Projects	0.00	0.00	
	0.00	0.00	
TOTAL CASH and SHORT TERM INVESTMENTS	32,471,164.67	33,458,969.55	

*IMPACT FEES COLLECTED	OCT. '26	CURRENT YR. FY2027 Y-T-D	LAST YEAR FY2026 Y-T-D
Water Impact Fees	22,950.50	109,712.50	146,841.50
Sewer Impact Fees	35,857.50	235,889.00	125,684.00
	58,808.00	345,601.50	272,525.50

F/Y 2027 CUSTOMERS and R.E.U.s

# CUSTOMERS	GTN.	W.N.	G.C.	TOTAL
BEG. of YEAR	7,533	18,935	599	27,067
JULY	7,540	18,954	599	27,093
AUGUST	7,540	18,971	599	27,110
SEPTEMBER	7,572	19,012	599	27,183
OCTOBER	7,583	19,026	599	27,208
NOVEMBER	-	-	-	-
DECEMBER	-	-	-	-
JANUARY	-	-	-	-
FEBRUARY	-	-	-	-
MARCH	-	-	-	-
APRIL	-	-	-	-
MAY	-	-	-	-
JUNE	-	-	-	-

# R.E.U.				
WATER	**GTN.**	**W.N.**	**G.C.**	**TOTAL**
BEG. of YEAR	6,591	28,631	903	36,125
JULY	6,586	28,693	901	36,180
AUGUST	6,592	28,715	902	36,209
SEPTEMBER	6,588	28,926	918	36,432
OCTOBER	6,580	28,939	919	36,438
NOVEMBER	-	-	-	-
DECEMBER	-	-	-	-
JANUARY	-	-	-	-
FEBRUARY	-	-	-	-
MARCH	-	-	-	-
APRIL	-	-	-	-
MAY	-	-	-	-
JUNE	-	-	-	-

WASTEWATER	GTN.	W.N.	TOTAL
BEG. of YEAR	6,113	24,404	30,517
JULY	6,109	24,455	30,564
AUGUST	6,106	24,447	30,553
SEPTEMBER	5,985	24,644	30,629
OCTOBER	6,010	24,656	30,666
NOVEMBER	-	-	-
DECEMBER	-	-	-
JANUARY	-	-	-
FEBRUARY	-	-	-
MARCH	-	-	-
APRIL	-	-	-
MAY	-	-	-
JUNE	-	-	-

OCTOBER 2026 INVESTMENTS

BANK ACCOUNTS

19,349,087.96	LGIP	4.0792%
5,798,383.29	TD Bank	1.71%
8,178,672.86	TD Bank Investments	1.04 to 2.64%
33,326,144.11		

BANK of NEW YORK - MELLON TRUST CO.

53,965.34	2011A SRF B&I Redemption
34,173.25	2011B SRF B&I Redemption
99,907.84	2020 SRF B&I Redemption
234,799.42	Series 2025 B&I Redemption
422,845.85	

$33,748,989.96	TOTAL INVESTMENTS and INTEREST BEARING ACCOUNTS

GOOD NEIGHBOR CONTRIBUTIONS

OCT. '26 BALANCE **$43,200.80**

	CUSTOMER CONTRIBUTIONS	DISBURSEMENTS TO CUSTOMERS	
F/Y 2000	11,324.13	13,054.26	
F/Y 2001	11,745.16	7,085.01	
F/Y 2002	10,846.32	17,157.74	
F/Y 2003	10,547.00	8,317.78	
F/Y 2004	10,782.00	11,001.00	
F/Y 2005	10,738.50	12,577.95	
F/Y 2006	10,246.00	13,948.67	
F/Y 2007	11,343.00	17,095.99	
F/Y 2008	10,917.00	12,830.61	
F/Y 2009	20,453.00	13,291.20	
F/Y 2010	12,788.00	18,447.40	
F/Y 2011	13,889.50	11,934.16	
F/Y 2012	15,370.82	7,783.46	
F/Y 2013	13,974.00	4,037.73	
F/Y 2014	15,339.95	8,612.84	
F/Y 2015	13,610.00	8,549.12	
F/Y 2016	12,974.00	9,146.18	
F/Y 2017	12,405.00	6,517.17	
F/Y 2018	11,718.00	5,779.72	
F/Y 2019	10,764.00	6,048.17	
F/Y 2020	11,158.00	12,333.66	
F/Y 2021	9,045.00	22,927.42	
F/Y 2022	8,657.13	13,270.56	
F/Y 2023	8,340.00	12,157.64	
F/Y 2024	8,222.00	3,744.31	
F/Y 2025	7,815.00	7,480.03	
F/Y 2026	7,646.82	9,943.18	
F/Y 2027			REFERRALS/ APPROVED
JULY	628.00	967.16	6 / 9
AUGUST	618.00	342.75	10 / 6
SEPTEMBER	617.00	1,015.39	14 / 10
OCTOBER	617.00	1,440.94	13 / 11
NOVEMBER	0.00	0.00	
DECEMBER	0.00	0.00	
JANUARY	0.00	0.00	
FEBRUARY	0.00	0.00	
MARCH	0.00	0.00	
APRIL	0.00	0.00	
MAY	0.00	0.00	
JUNE	0.00	0.00	
F/Y '27 Y-T-D	2,480.00	3,766.24	

Variance Analysis
October-26

Revenue Variances - Favorable

	Actual YTD	Budget YTD	Last Year (Actual)	Variance (Budget to Actual)
Water Volume Charge	2,873,998	2,013,825	2,364,337	860,173
Sewer Volume Charge	3,051,525	2,360,743	2,681,871	690,781

Water and Sewer Volume Charges have increased due to higher volume sales and rate adjustments. The cyclical revenue is higher in the spring and summer.

	Actual YTD	Budget YTD	Last Year (Actual)	Variance (Budget to Actual)
Interest Income	355,976	185,720	366,712	170,256

Interest Income is budgeted based on cash balances and the anticipated average market interest rate.

Revenue Variances - Unfavorable

	Actual YTD	Budget YTD	Last Year (Actual)	Variance (Budget to Actual)
Water & Sewer Assessments	22,114	133,333	64,287	(111,220)

The majority of water and sewer assessements are collected after notices are sent in November.

Variance Analysis
October-26

Expense Variances - Favorable

	Actual YTD	Budget YTD	Last Year (Actual)	Variance (Budget to Actual)
Salaries & Wages - Regular	1,820,185	2,037,017	1,800,147	216,832

Salaries and Wages are budgeted based on approved staff positions. Vacancies at the District have created a positive variance.

	Actual YTD	Budget YTD	Last Year (Actual)	Variance (Budget to Actual)
Sewer Service Charges	232,838	377,826.00	348,859	144,988

The October Sewer Service Charge of $13,467 is net of a ($37,228) credit refunded from the FY2025 True Up.

Expense Variances - Unfavorable

	Actual YTD	Budget YTD	Last Year (Actual)	Variance (Budget to Actual)
Salaries & Wages - Overtime	73,774	58,038	71,281	(15,736)

More overtime is generally needed during peak summer production months and the unfavorable variance is currently declining.