

HYDRONIC PANEL RADIATORS

MANUFACTURED BY:



Hydronic panel radiators are not only high performance – elegance, superb finish and design are an integral part of the completed product.

Made using top quality techniques and materials, it guarantees high thermal efficiency and great reliability. Interior design trends change and redefine spaces, but its compact essential shape is always modern and versatile.



30 YEAR*
WARRANTY



CENTRE CONNECTION (OPTIONAL)



TOP GRILLE



FINISHES

High gloss white, unique finish both scratch and corrosion resistant.

COLOUR

Standard white - RAL 9016.

MEASUREMENTS

Heights from 300mm to 900mm. Widths from 400mm up to 3000mm.

Available as single, compact, double and triple panels.

MELBOURNE

Head Office & Showroom
11 Fiveways Blvd
Keysborough VIC 3173
P: 1300 001 800

SYDNEY

Showroom & Warehouse
Unit G7, Alexandria Industrial Estate
35-39 Bourke Road, Alexandria NSW 2015
P: 02 7209 6235



enquiries@huntheat.com.au



huntheat.com.au



Tables based on ΔT 60°C - mean water temperature in radiator of 80°C and room temperature of 20°C.
Radiator outputs to EN442 Standard. - NB: High sizes available for order (not ex stock).


Type 11 Single							
L-mm	H-mm	300	400	500	600	700	900
400	kW	0.286	0.365	0.440	0.513	0.584	0.720
500	kW	0.357	0.456	0.551	0.642	0.730	0.900
600	kW	0.429	0.547	0.661	0.770	0.876	1.080
700	kW	0.500	0.638	0.771	0.898	1.022	1.260
800	kW	0.572	0.730	0.881	1.027	1.168	1.440
900	kW	0.643	0.821	0.991	1.155	1.314	1.620
1000	kW	0.715	0.912	1.101	1.283	1.460	1.800
1100	kW	0.786	1.003	1.211	1.412	1.606	1.980
1200	kW	0.857	1.094	1.321	1.540	1.752	2.160
1400	kW	1.000	1.277	1.541	1.798	2.044	2.520
1600	kW	1.143	1.459	1.762	2.053	2.336	2.880
1800	kW	1.286	1.642	1.982	2.310	2.628	3.240
2000	kW	1.429	1.824	2.202	2.566	2.920	3.600
2300	kW	1.644	2.098	2.532	2.951	3.358	4.139
2600	kW	1.858	2.371	2.863	3.336	3.796	4.679
3000	kW	2.144	2.736	3.303	3.850	4.380	5.397




Type 21 Compact							
L-mm	H-mm	300	400	500	600	700	900
400	kW	0.419	0.525	0.629	0.731	0.832	1.035
500	kW	0.523	0.657	0.786	0.918	1.040	1.294
600	kW	0.628	0.788	0.913	1.096	1.248	1.553
700	kW	0.733	0.919	1.100	1.278	1.456	1.812
800	kW	0.837	1.050	1.257	1.461	1.664	2.071
900	kW	0.942	1.182	1.415	1.644	1.872	2.330
1000	kW	1.046	1.313	1.572	1.828	2.080	2.589
1100	kW	1.151	1.444	1.729	2.009	2.288	2.847
1200	kW	1.256	1.576	1.886	2.192	2.496	3.106
1400	kW	1.465	1.838	2.200	2.557	2.912	3.624
1600	kW	1.674	2.101	2.515	2.922	3.328	4.142
1800	kW	1.884	2.364	2.829	3.287	3.744	4.659
2000	kW	2.093	2.626	3.144	3.653	4.160	5.177
2300	kW	2.407	3.020	3.615	4.200	4.784	5.954
2600	kW	2.721	3.414	4.087	4.748	5.408	6.730
3000	kW	3.139	3.939	4.715	5.479	6.240	7.766



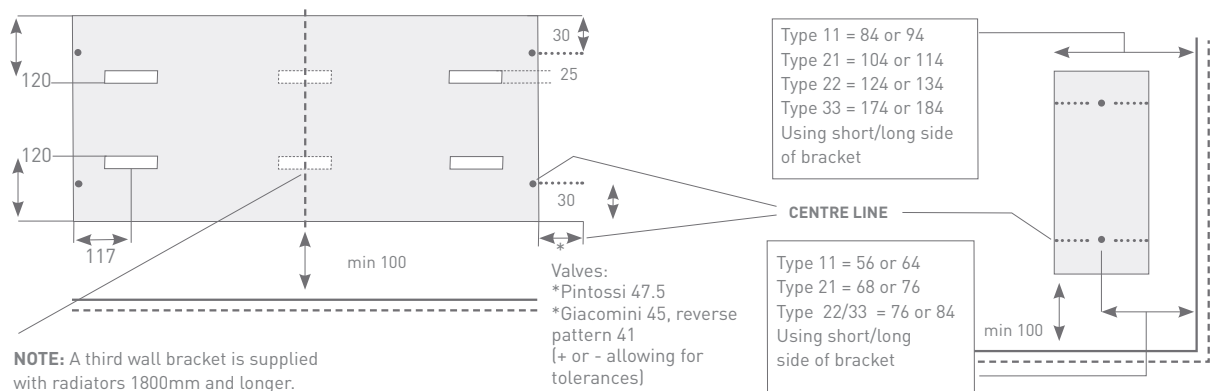
Type 22 Double							
L-mm	H-mm	300	400	500	600	700	900
400	kW	0.505	0.646	0.778	0.901	1.016	1.226
500	kW	0.631	0.807	0.972	1.128	1.271	1.533
600	kW	0.757	0.969	1.166	1.351	1.525	1.839
700	kW	0.883	1.130	1.361	1.576	1.779	2.146
800	kW	1.009	1.292	1.555	1.802	2.033	2.453
900	kW	1.136	1.453	1.750	2.027	2.287	2.759
1000	kW	1.262	1.615	1.944	2.252	2.541	3.066
1100	kW	1.388	1.776	2.139	2.477	2.795	3.372
1200	kW	1.514	1.938	2.333	2.702	3.049	3.679
1400	kW	1.766	2.261	2.722	3.153	3.558	4.292
1600	kW	2.019	2.584	3.111	3.603	4.066	4.905
1800	kW	2.271	2.906	3.499	4.054	4.574	5.518
2000	kW	2.523	3.229	3.888	4.504	5.082	6.131
2300	kW	2.902	3.714	4.472	5.180	5.845	7.051
2600	kW	3.280	4.198	5.055	5.855	6.607	7.971
3000	kW	3.785	4.844	5.832	6.758	7.623	9.197



Type 33 Triple							
L-mm	H-mm	300	400	500	600	700	900
400	kW	0.712	0.907	1.091	1.264	1.425	1.723
500	kW	0.889	1.134	1.363	1.580	1.782	2.153
600	kW	1.067	1.361	1.636	1.895	2.138	2.584
700	kW	1.245	1.587	1.909	2.211	2.495	3.015
800	kW	1.423	1.814	2.181	2.527	2.851	3.445
900	kW	1.601	2.041	2.454	2.843	3.207	3.876
1000	kW	1.779	2.268	2.727	3.159	3.564	4.307
1100	kW	1.957	2.495	2.999	3.475	3.920	4.738
1200	kW	2.135	2.721	3.272	3.791	4.276	5.168
1400	kW	2.491	3.175	3.817	4.423	4.989	6.030
1600	kW	2.846	3.628	4.363	5.055	5.702	6.891
1800	kW	3.202	4.082	4.908	5.686	6.415	7.752
2000	kW	3.558	4.536	5.453	6.318	7.127	8.614
2300	kW	4.092	5.216	6.271	7.266	8.197	9.906
2600	kW	4.625	5.896	7.089	8.214	9.266	11.198
3000	kW	5.337	6.803	8.180	9.477	10.691	12.921



Standard bracket supplied with DeLonghi radiators



Instructions for placement of noggins for De Longhi radel steel panel radiators.

Suggested size for noggins; 90mm x 40mm framing timber installed vertically to either side of the radiator and set in 116mm from side of radiator. This will ensure you have suitable fixing for brackets.

NOTE: All measurements shown on diagrams in millimeters (not to scale).