


**Voices of the Street
Fort Lauderdale 2024
Data Visualizations**

**Published by:
TaskForce for Ending Homelessness**

2- How old are you?

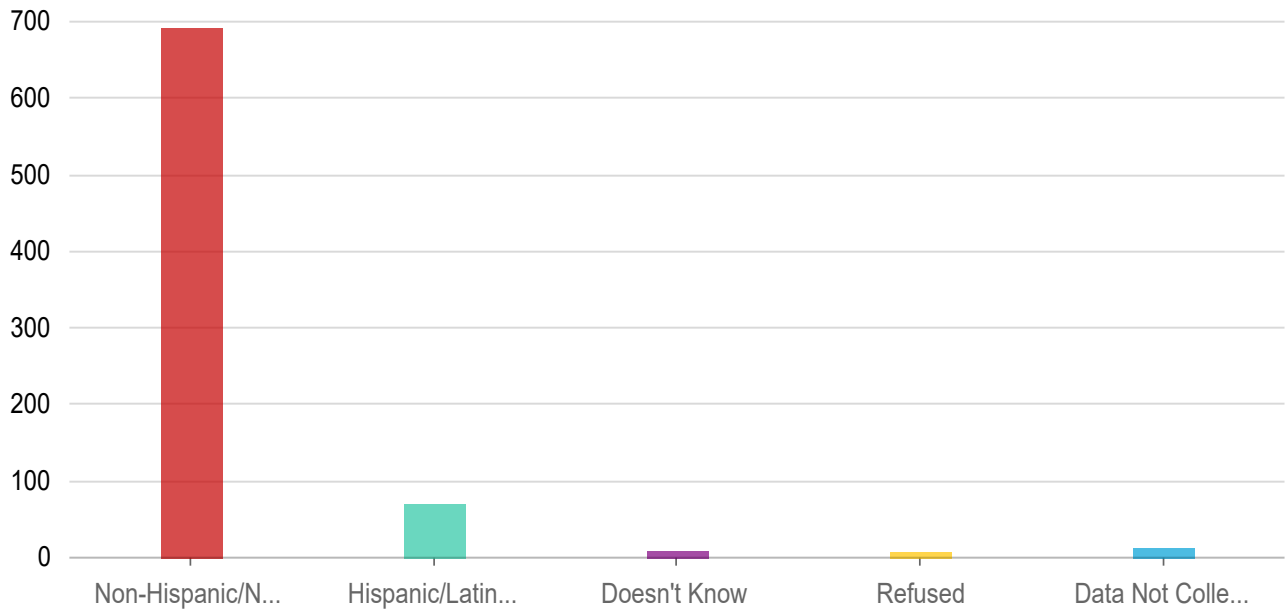


Word

Count

Answered: 797 Skipped: 0

3 - Are you Hispanic or Latino (Select one)? *



Answers

Count

Percentage

Non-Hispanic/Non-Latin(a)(o)(x)

693

86.95%

Hispanic/Latin(a)(o)(x)

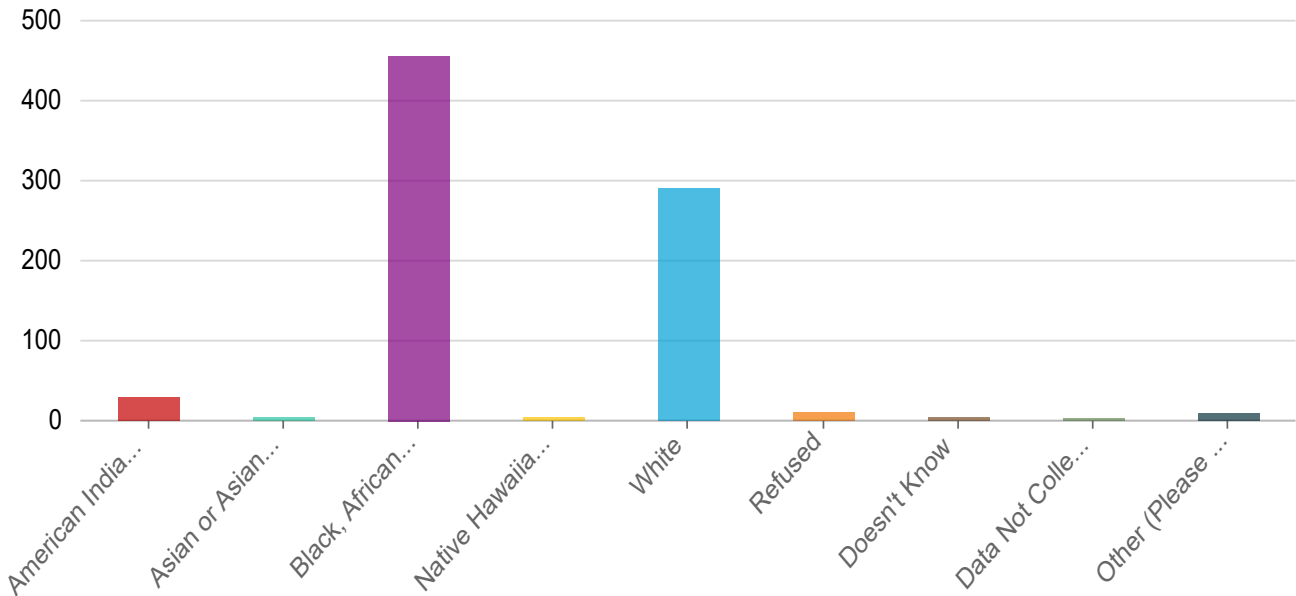
71

8.91%

Doesn't Know	10	1.25%
Refused	9	1.13%
Data Not Collected	14	1.76%

Answered: 797 Skipped: 0

4 - What is your race (Please select all that apply)? *



Answers	Count	Percentage
---------	-------	------------

Answers	Count	Percentage
American Indian, Alaska Native or Indigenous	29	3.64%
Asian or Asian American	4	0.5%
Black, African American or African	457	57.34%
Native Hawaiian or Other Pacific Islander	5	0.63%
White	291	36.51%
Refused	11	1.38%
Doesn't Know	4	0.5%
Data Not Collected	3	0.38%

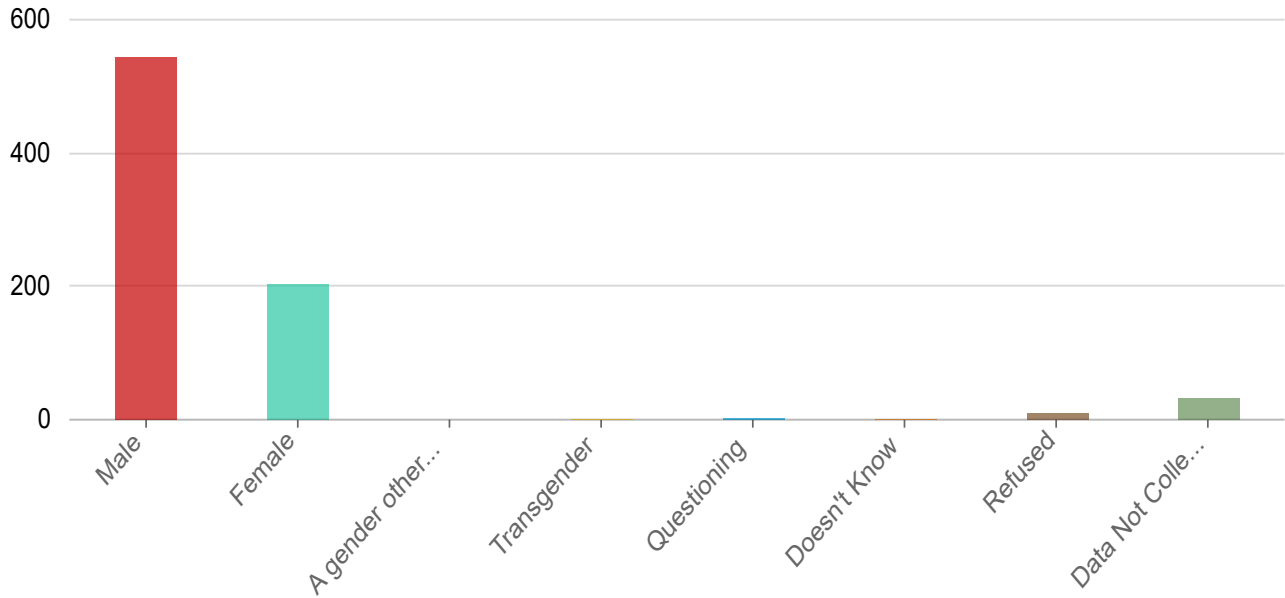
Other (Please specify)

9

1.13%

Answered: 797 Skipped: 0

5 - What is your gender (Select one)? *



Answers

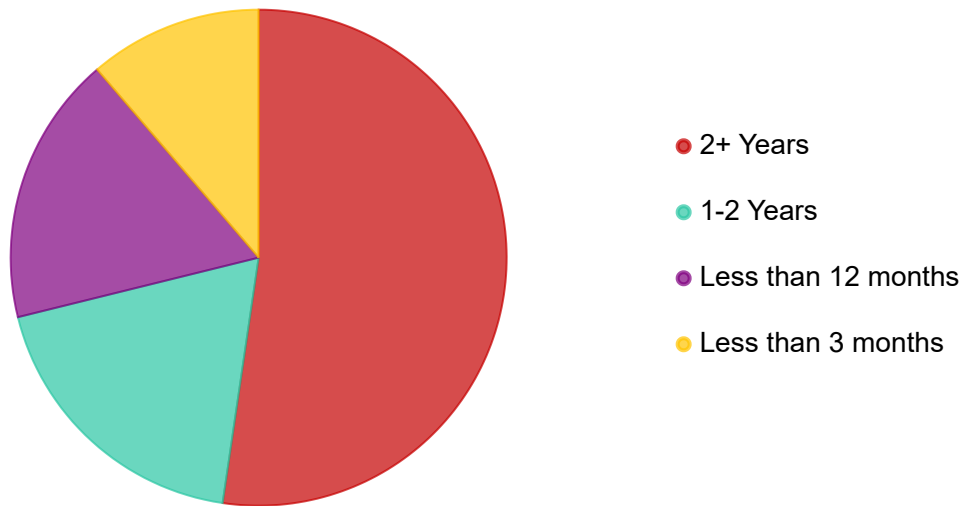
Count

Percentage

Answers	Count	Percentage
Male	545	68.38%
Female	204	25.6%
A gender other than singularly female or male (e.g. non-binary, genderfluid, agender, culturally specific gender)	0	0%
Transgender	1	0.13%
Questioning	3	0.38%
Doesn't Know	1	0.13%
Refused	10	1.25%
Data Not Collected	33	4.14%

Answered: 797 Skipped: 0

6 - How long have you been experiencing homelessness in Broward County... *



Answers	Count	Percentage
---------	-------	------------

2+ Years	417	52.32%
----------	-----	--------

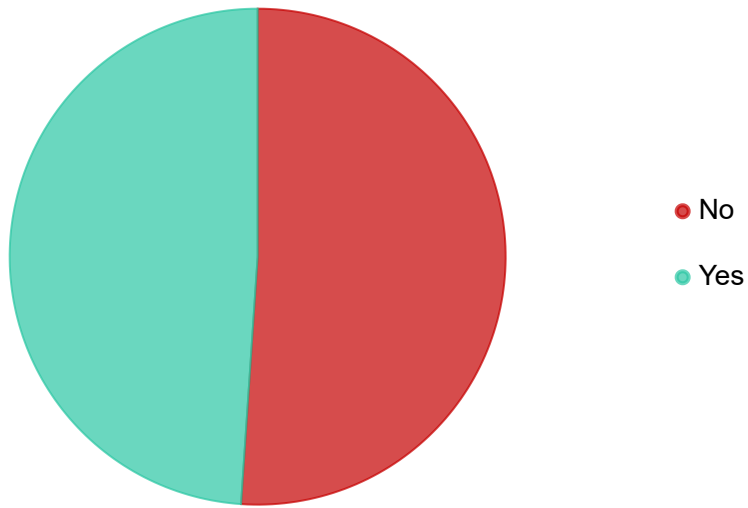
1-2 Years	150	18.82%
-----------	-----	--------

Less than 12 months	140	17.57%
---------------------	-----	--------

Less than 3 months	90	11.29%
--------------------	----	--------

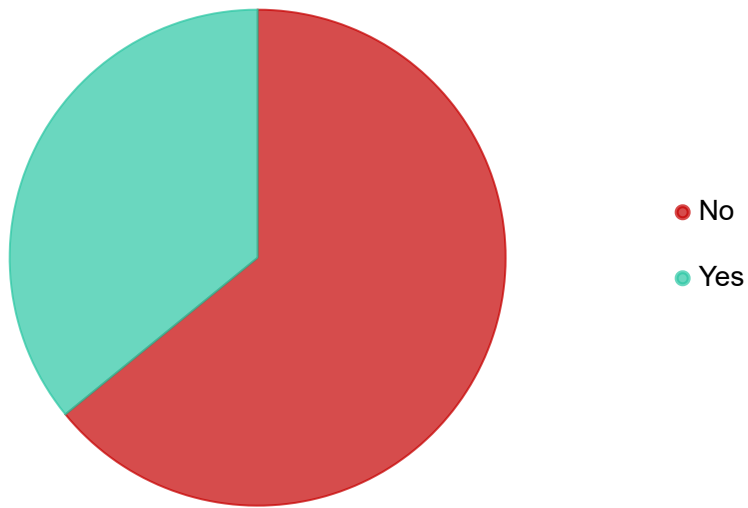
Answered: 797 Skipped: 0

7 - Is this the first time you have experienced homelessness? *



Answered: 797 Skipped: 0

8 - Have you experienced homelessness outside of Broward County during... *



Answers**Count****Percentage**

No

511

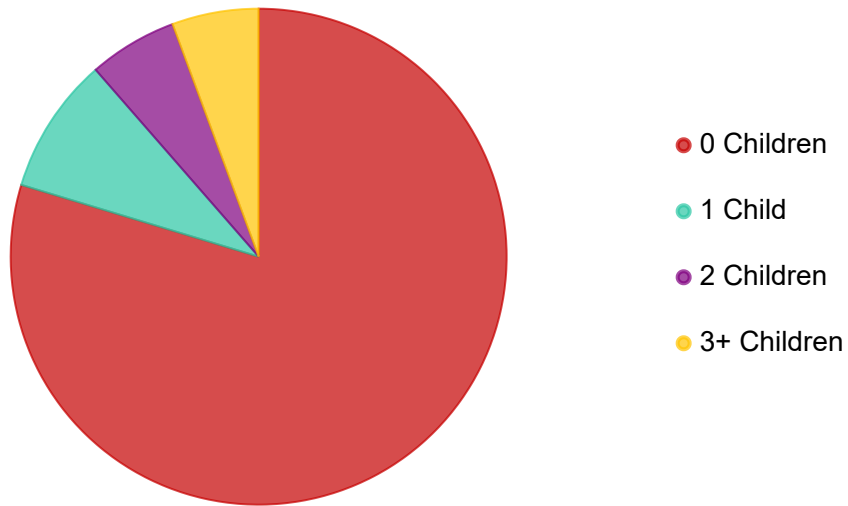
64.12%

Yes

286

35.88%

Answered: 797 Skipped: 0

9 - How many children under 18 do you currently provide care for? ***Answers****Count****Percentage**

0 Children

635

79.67%

1 Child

71

8.91%

2 Children

46

5.77%

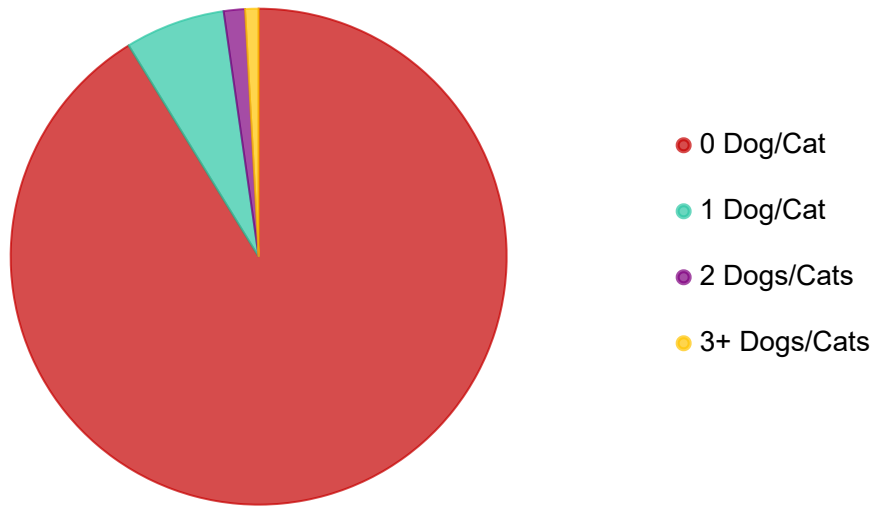
3+ Children

45

5.65%

Answered: 797 Skipped: 0

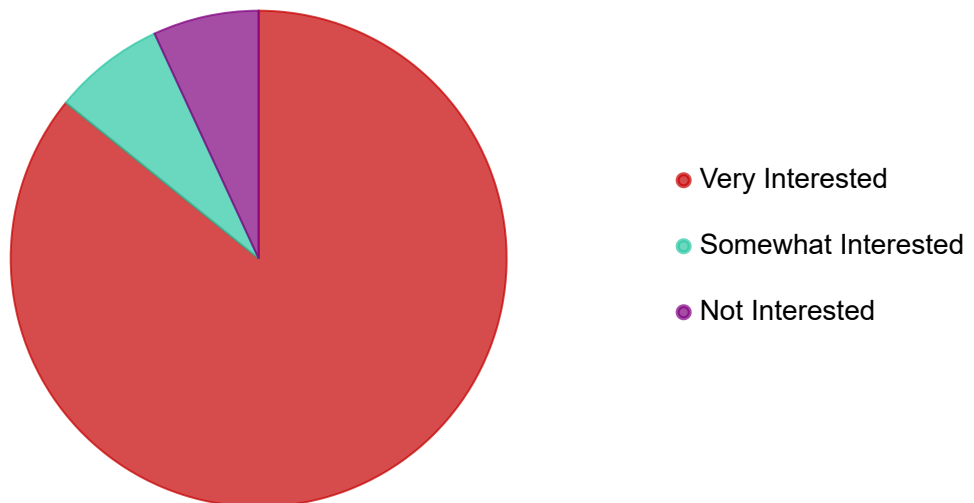
10 - How many dogs or cats do you currently provide care for? *



Answers	Count	Percentage
0 Dog/Cat	727	91.22%
1 Dog/Cat	52	6.52%
2 Dogs/Cats	11	1.38%
3+ Dogs/Cats	7	0.88%

Answered: 797 Skipped: 0

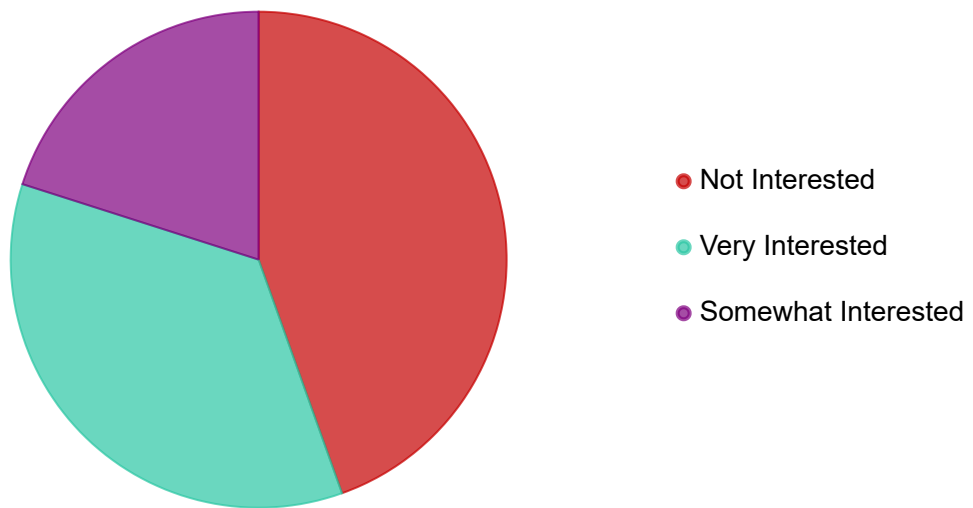
11- How interested are you in sleeping in a new apartment? *



Answers**Count****Percentage**

Very Interested	684	85.82%
Somewhat Interested	58	7.28%
Not Interested	55	6.9%

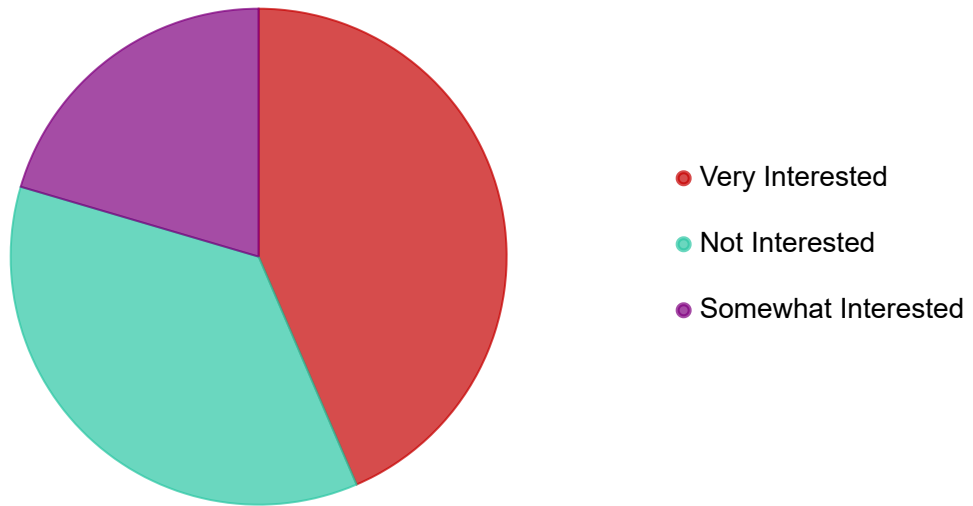
Answered: 797 Skipped: 0

12 - How interested are you in sleeping at a shelter? ***Answers****Count****Percentage**

Not Interested	355	44.54%
Very Interested	282	35.38%
Somewhat Interested	160	20.08%

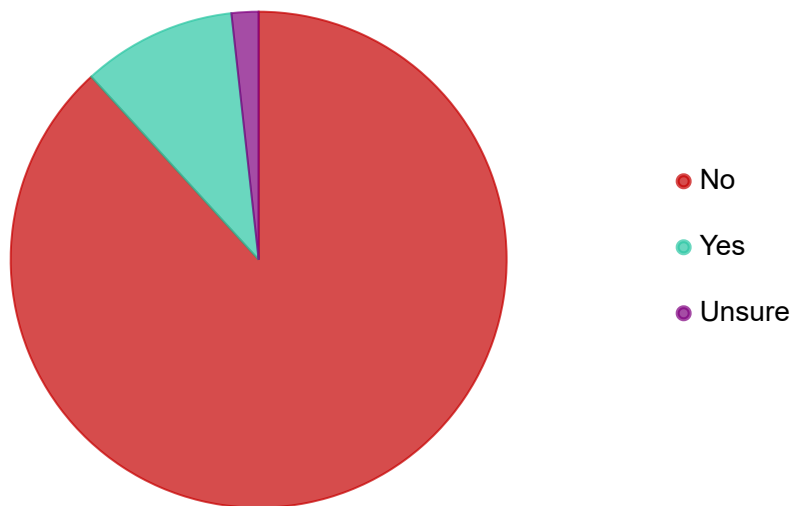
Answered: 797 Skipped: 0

13 - How interested are you in receiving support for mental health and... *



Answered: 797 Skipped: 0

14 - Have you ever served in the United States Armed Forces (Army, Navy, ... *



Answers

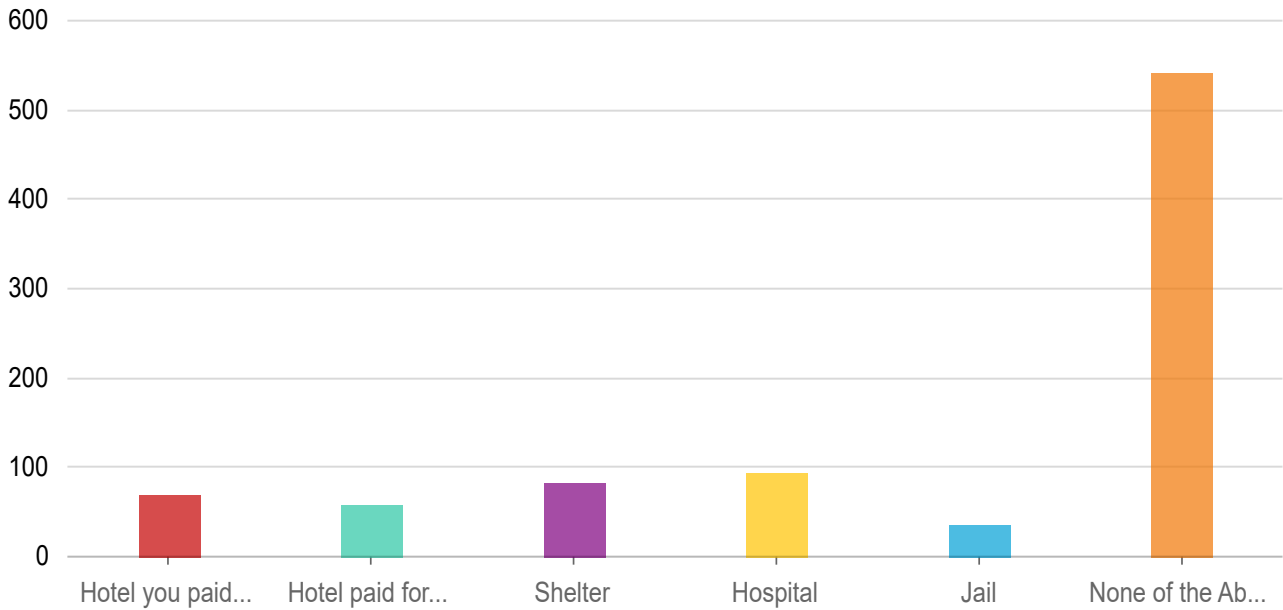
Count

Percentage

No	703	88.21%
Yes	80	10.04%
Unsure	14	1.76%

Answered: 797 Skipped: 0

15 - Did you spend any nights in one of the following during the past 30 days (please... *



Answers

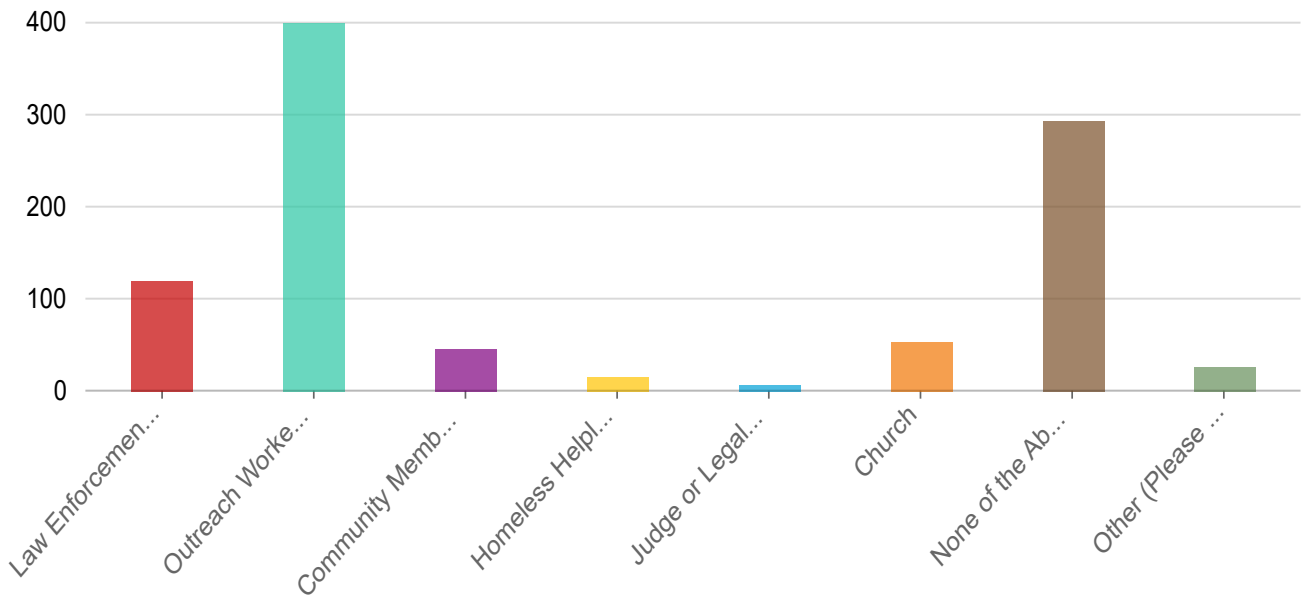
Count

Percentage

Hotel you paid for	70	8.78%
Hotel paid for by someone else	59	7.4%
Shelter	83	10.41%
Hospital	95	11.92%
Jail	36	4.52%
None of the Above	542	68.01%

Answered: 797 Skipped: 0

16 - During the past 30 days, has someone helped you learn more about services or... *

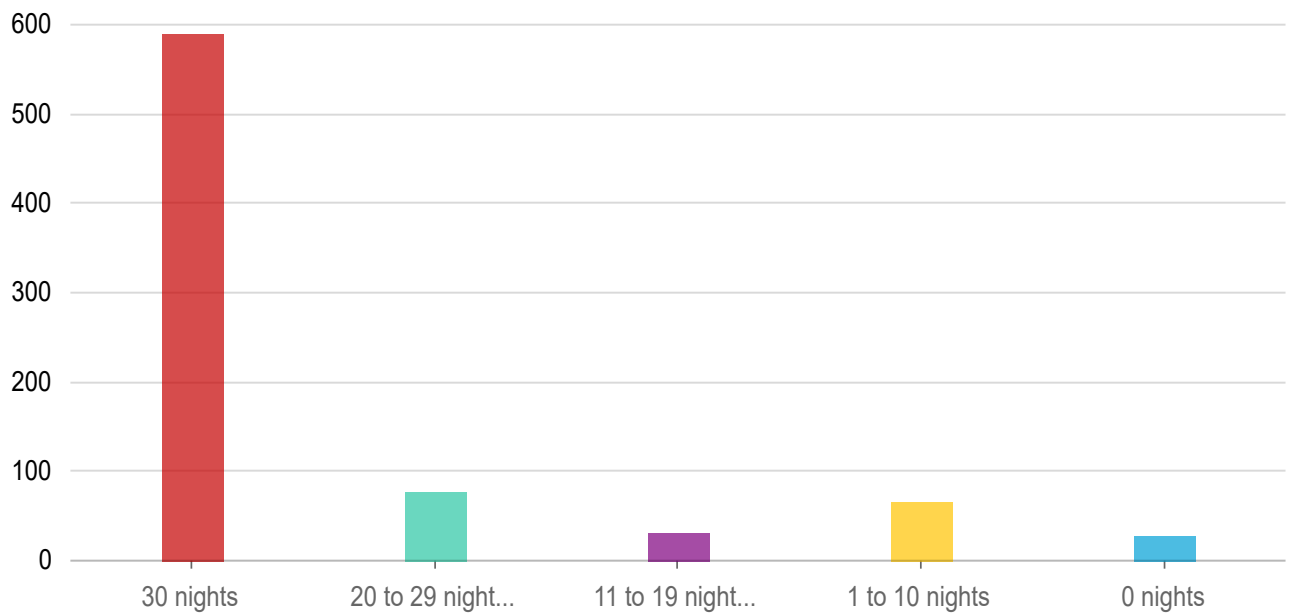


Answers **Count** **Percentage**

Answers	Count	Percentage
Law Enforcement	120	15.06%
Outreach Workers	400	50.19%
Community Member or Neighbor	46	5.77%
Homeless Helpline / 311	16	2.01%
Judge or Legal Professional	7	0.88%
Church	54	6.78%
None of the Above	294	36.89%
Other (Please specify)	27	3.39%

Answered: 797 Skipped: 0

17 - During the past 30 days how many nights did you sleep on the street? *



Answers

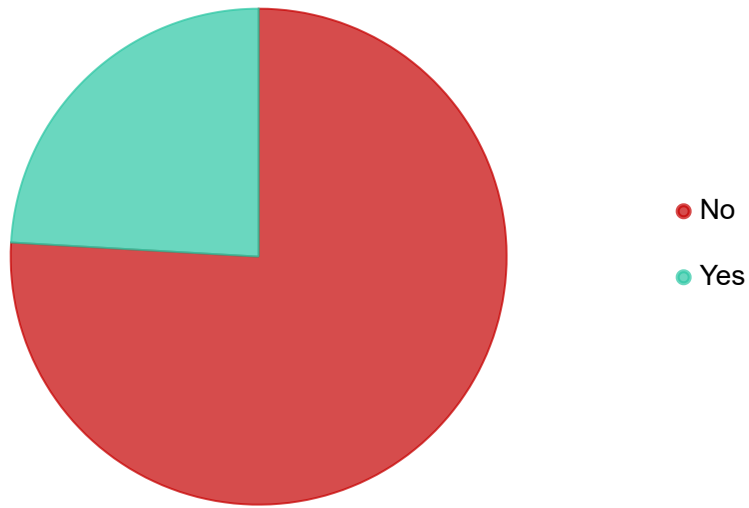
Count

Percentage

Answers	Count	Percentage
30 nights	591	74.15%
20 to 29 nights	78	9.79%
11 to 19 nights	32	4.02%
1 to 10 nights	67	8.41%
0 nights	29	3.64%

Answered: 797 Skipped: 0

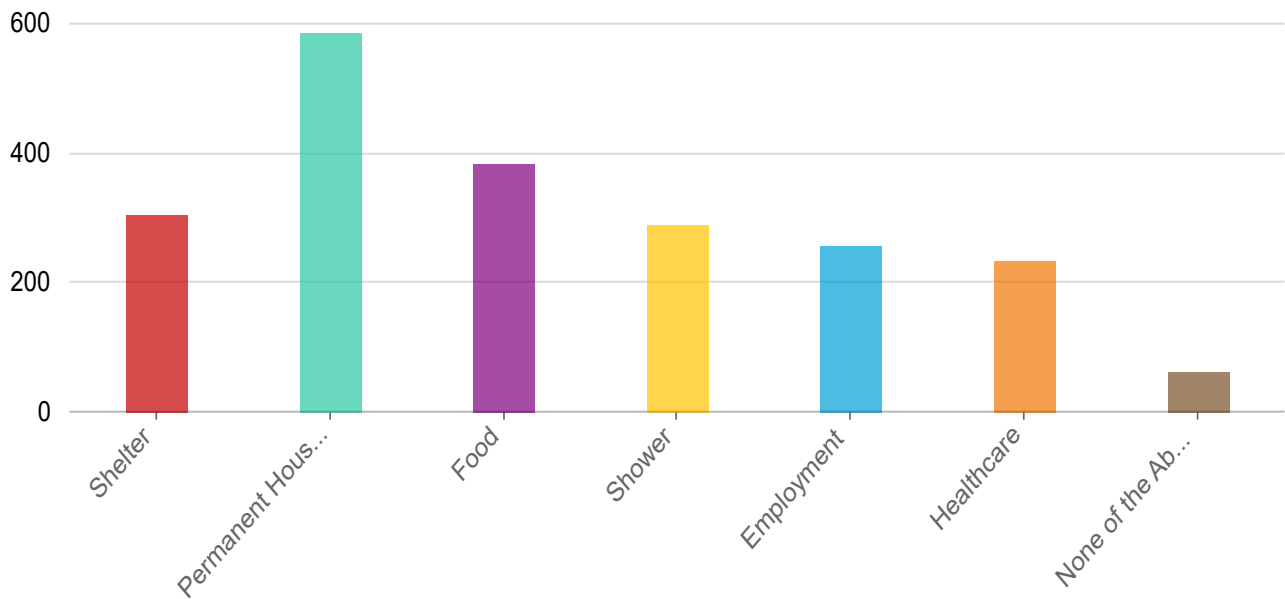
18 - In the past 30 days have you been physically assaulted or attacked? *



Answers	Count	Percentage
No	605	75.91%
Yes	192	24.09%

Answered: 797 Skipped: 0

19 - What services are most important to you today (Please select all that apply)? *

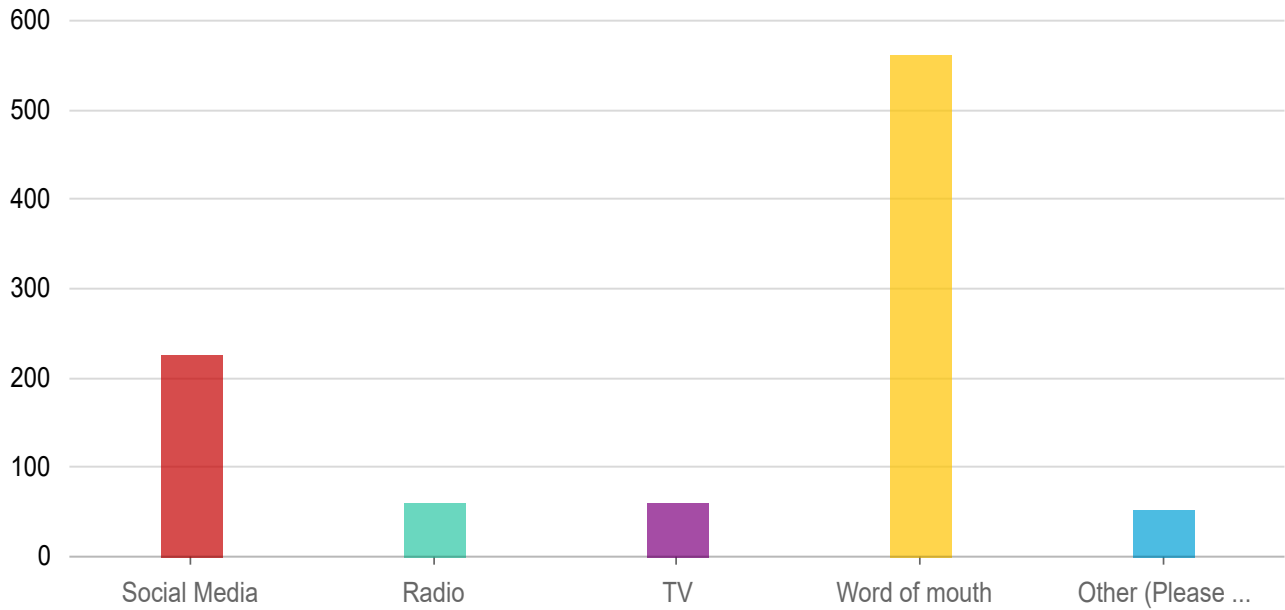


Answers **Count** **Percentage**

Shelter	305	38.27%
Permanent Housing	587	73.65%
Food	384	48.18%
Shower	290	36.39%
Employment	258	32.37%
Healthcare	234	29.36%
None of the Above	63	7.9%

Answered: 797 Skipped: 0

20 - How do you get your news or information (Please select all that apply)? *



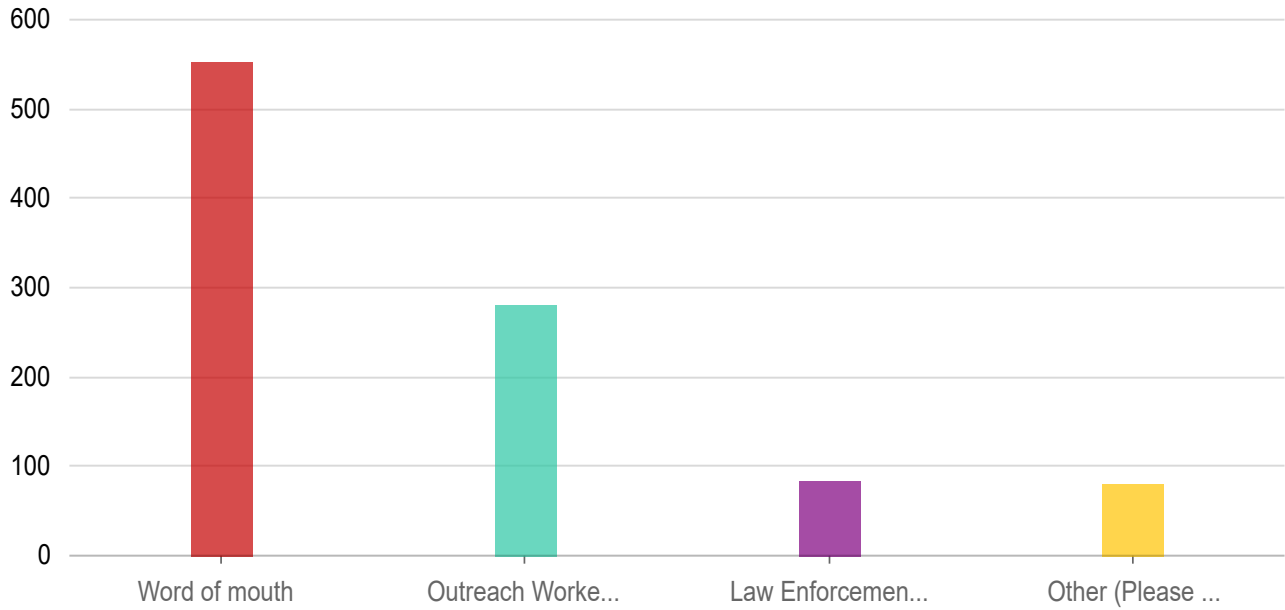
Answers **Count** **Percentage**

Social Media	227	28.48%
Radio	61	7.65%
TV	61	7.65%

Word of mouth	563	70.64%
Other (Please specify)	53	6.65%

Answered: 797 Skipped: 0

21 - How do you find out about new services (Please select all that apply)? *

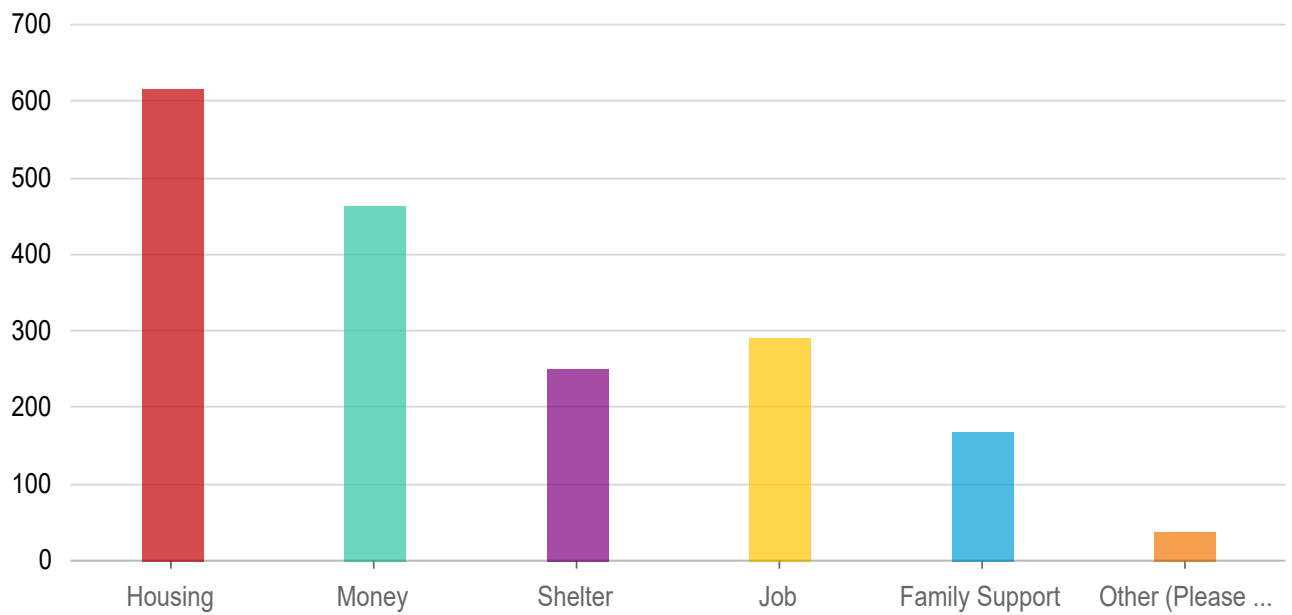


Answers	Count	Percentage
---------	-------	------------

Word of mouth	553	69.39%
Outreach Workers	282	35.38%
Law Enforcement	85	10.66%
Other (Please specify)	81	10.16%

Answered: 797 Skipped: 0

22 - What could help you end your homelessness (Please select all that apply)? *

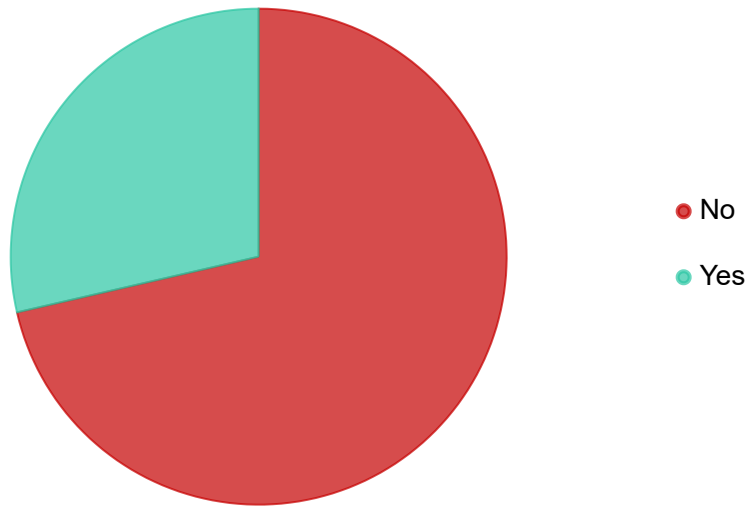


Answers	Count	Percentage
---------	-------	------------

Housing	617	77.42%
Money	464	58.22%
Shelter	252	31.62%
Job	292	36.64%
Family Support	169	21.2%
Other (Please specify)	38	4.77%

Answered: 797 Skipped: 0

23 - Do you use any illicit substances? *



Answers	Count	Percentage
No	569	71.39%
Yes	228	28.61%

Answered: 797 Skipped: 0