



October 2025

THE FORCE NEWSLETTER

Hello
TaskForce Family,
Welcome to the
October edition of The
Force!



Tips & Insights

From the Mental Health Program:

“Practicing a few minutes of mindful breathing each day can reduce stress.”

From the Elder Haven and Hope Program:

“Prioritizing social connection can help protect cognitive well-being.”



October is Domestic Violence Awareness Month

Domestic violence can affect anyone, and no one should face it alone. We stand with survivors and reaffirm our commitment to safety, dignity, and access to help.

If you or someone you know is experiencing domestic violence, confidential support is available 24 hours a day, 7 days a week: Call 800-799-SAFE (7233)

Proclamation in Alachua County

Through a proclamation of Youth Homelessness HOPE Month, the Alachua County Board of County Commissioners is elevating awareness around youth homelessness and the critical need for prevention and supportive resources.

Statewide Conference on Ending Homelessness

We were proud to participate in the 2025 FCEH Conference, joining leaders from across the state to advance strategies that strengthen accountability and deepen system-wide impact.

As part of the conference program, our Vice President of Programs, alongside other Broward County leaders, presented on Broward County’s successful implementation of HB1365, highlighting how coordinated outreach, clear performance expectations, and data-informed decision-making have improved public accountability and service outcomes.



Stay Connected

www.taskforcefl.org
info@taskforcefl.org



TaskForce Monthly Service Report

Broward County

October 2025

Monthly Shelter Placements

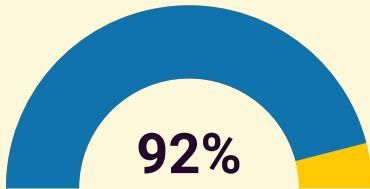
242



Clients Served (YTD)

7,401

Housing Sustainability (12 mo.)



Engagements (YTD)

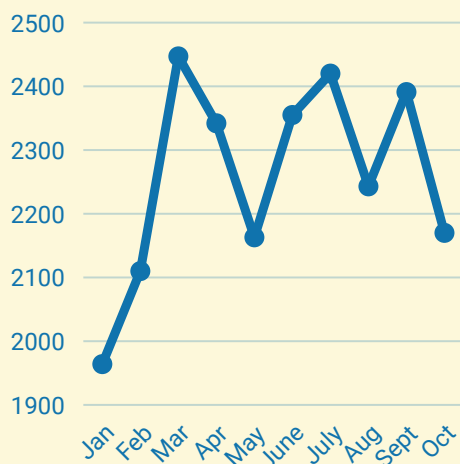
22,622



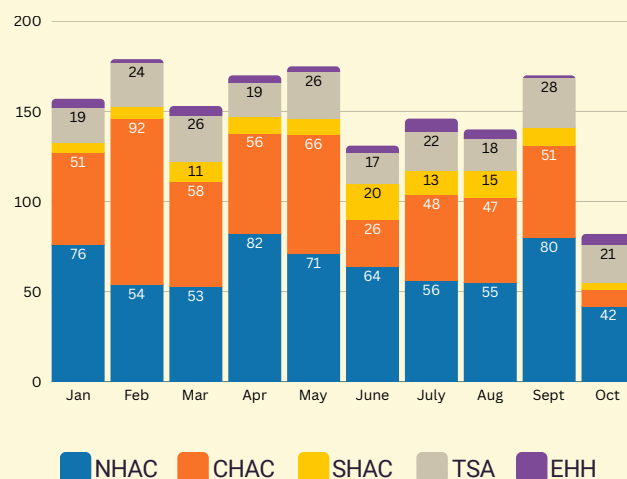
Families Served (YTD)

761

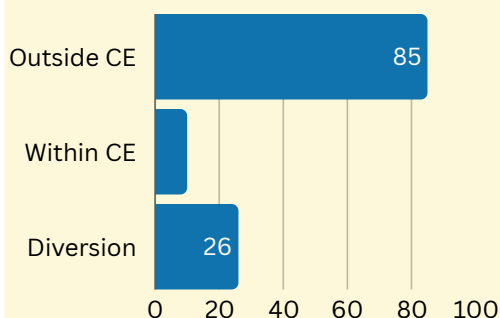
Monthly Service Engagements



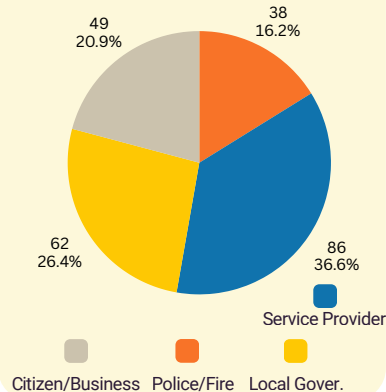
Shelter Placements (Program Beds Only) - 1,503 YTD



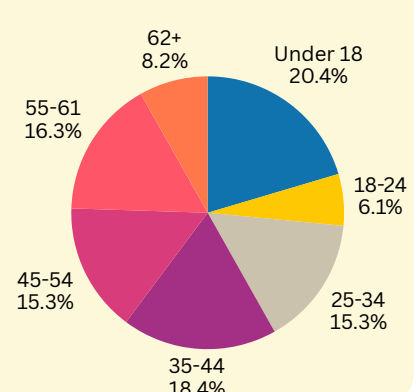
Housing Placements -121 (YTD)



Street Outreach Requests - 235 (YTD)



Age of Clients Served (YTD)



Monthly Continuum of Care Service Report

Alachua, Bradford, Dixie, Gilchrist, Levy, Putnam and Union Counties

October 2025

Shelter Placements (YTD)

9,965



Clients Served (YTD)

10,890

Veteran Services Provided (Monthly)

2,990



Services Provided (YTD)

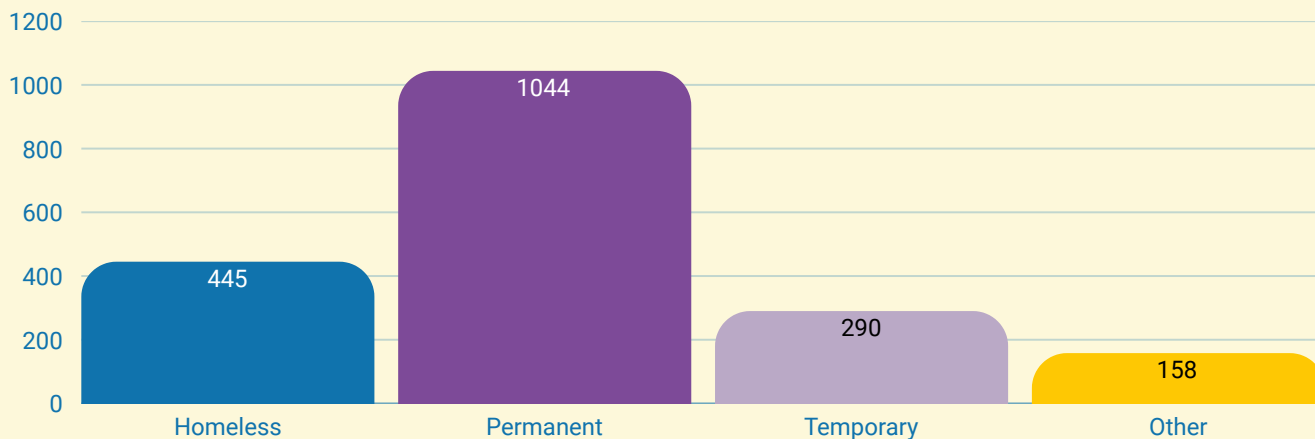
204,426



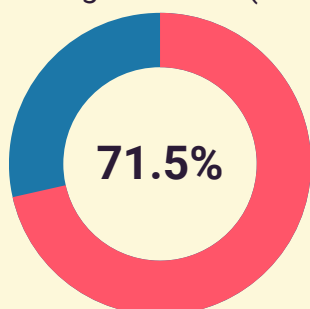
Families Served* (YTD)

477

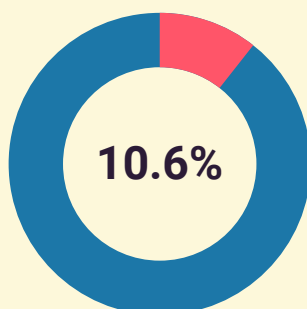
Program Exit Destinations (YTD)



Percentage of Veterans Exiting to Positive Housing Situations (YTD)



Veteran Population Percentage (YTD)



Age of Population

