



November 2025

THE FORCE NEWSLETTER

Hello
TaskForce Family,
Welcome to the
November edition of
The Force!



Tips & Insights

From the Mental Health Program:

“Keep routines where possible, including sleep, medications, and meals.”

From the Elder Haven and Hope Program:

“Check in on older adults and loved ones who may be feeling isolated during the holidays.”



Thanksgiving in Action

This Thanksgiving, our team partnered with LifeNet4Families to help ensure everyone could enjoy a hot holiday meal—while also connecting people to shelter, treatment, and critical support services.

Homelessness doesn't take holidays off, and neither do we.

Landlord Appreciation Breakfast

We were honored to attend Broward County's Housing Options, Solutions, and Supports annual Project Home Again celebration recognizing the landlords who open doors—literally and figuratively—to housing stability for individuals and families.

Homeless Awareness Month Honorees

During Homeless Awareness Month, we proudly recognized four outstanding community leaders whose dedication and partnership help advance stability and support for individuals and families experiencing homelessness across Broward County.

Honorees

- Angela Blaine, Community Court Coordinator, City of Hollywood
- Dr. Danielle Doss, Executive Director, Second Chance Society
- Katy Meagher, CEO, Neighbors 4 Neighbors
- Officer Marla Ferry, Coral Springs Police Department

Stay Connected

www.taskforcefl.org
info@taskforcefl.org



TaskForce Monthly Service Report

Broward County

November 2025

Monthly Shelter Placements

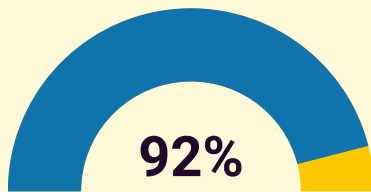
262



Clients Served (YTD)

7,879

Housing Sustainability (12 mo.)



Engagements (YTD)

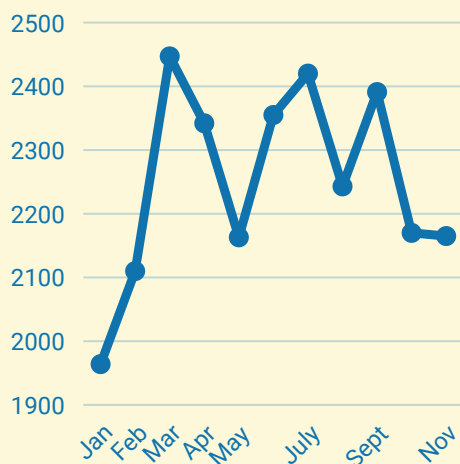
24,785



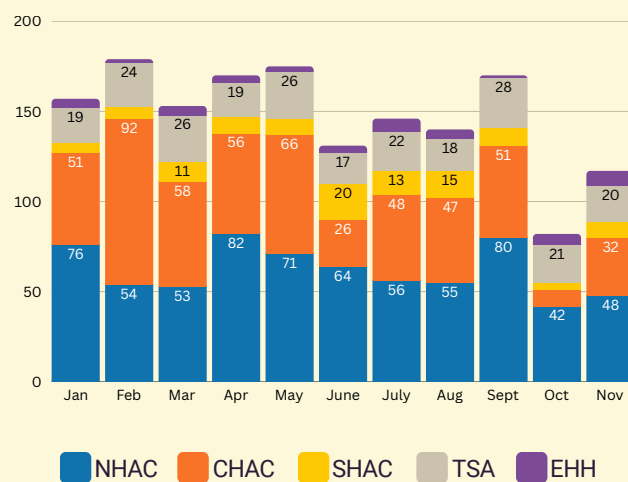
Families Served (YTD)

808

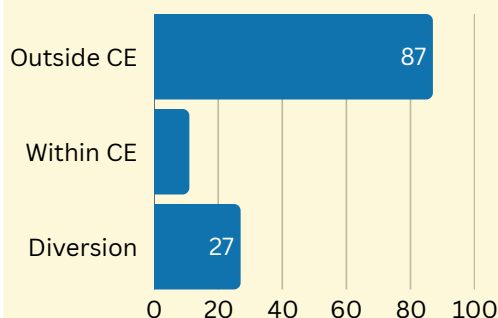
Monthly Service Engagements



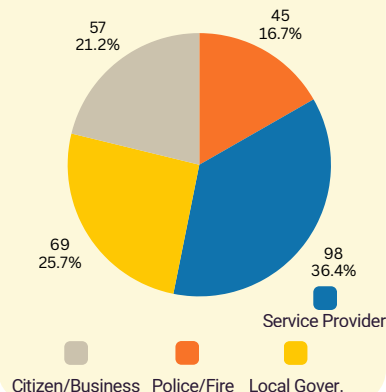
Shelter Placements (Program Beds Only) - 1,620 YTD



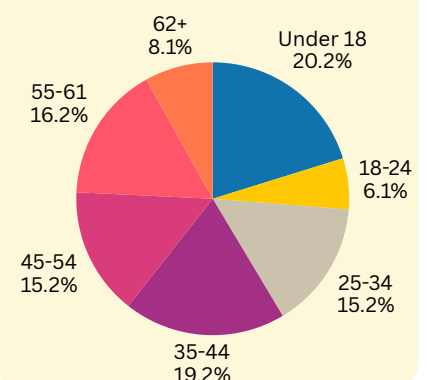
Housing Placements - 125 (YTD)



Street Outreach Requests - 269 (YTD)



Age of Clients Served (YTD)



Monthly Continuum of Care Service Report

Alachua, Bradford, Dixie, Gilchrist, Levy, Putnam and Union Counties

November 2025

Shelter Placements (YTD)

10,086



Clients Served (YTD)

11,025

Veteran Services Provided (Monthly)

440



Services Provided (YTD)

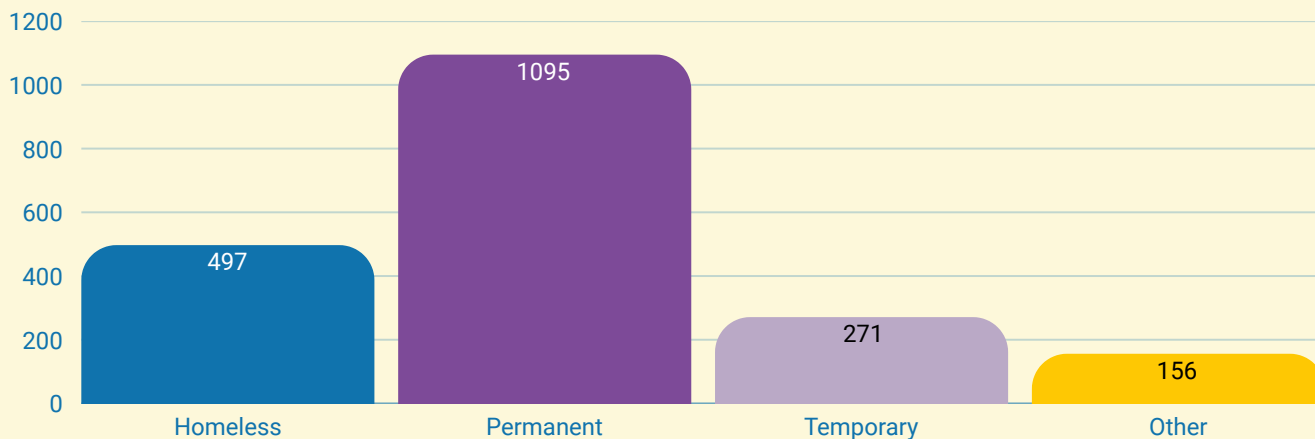
207,784



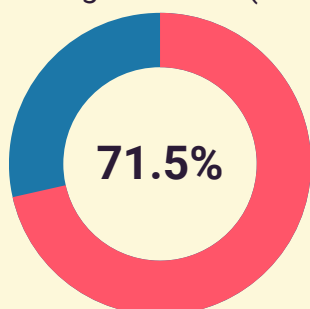
Families Served* (YTD)

487

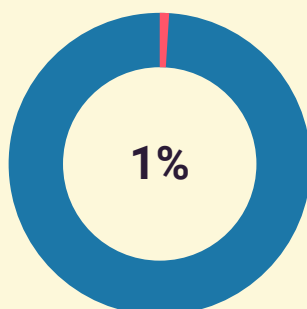
Program Exit Destinations (YTD)



Percentage of Veterans Exiting to Positive Housing Situations (YTD)



Veteran Population Percentage (YTD)



Age of Population

