



SPRAYMART

2026

THE RIGHT PART. THE RIGHT PRICE. **RIGHT NOW.**



SYMBOL LEGEND



NEW SYMBOL

New products brought to you by Spraymart.



LOWER PRICE SYMBOL

Products brought to you at a new lower price.



MAX STOCK SYMBOL

Items with fast shipping available. We are striving to keep popular items stocked and available at all times.



NEW OFFERING SYMBOL

Industry favorites added to the Spraymart product line up.

THE SPRAYMART ADVANTAGE

THE RIGHT PART. THE RIGHT PRICE. RIGHT NOW.



FEATURING



PRECISE & DURABLE
PROFESSIONAL PARTS &
ACCESSORIES



\$A+ = Quality & Value
PARTS & ACCESSORIES

We know there are a lot of aftermarket parts providers out there. Our goal is to make sure you always get the right items for your business. With over 12,000 products in stock and ready to ship today, we're confident we can always tailor the perfect solution based on your needs and challenges.

But we know that's not enough. In addition to industry best products, you need industry best thinking for your business to succeed. That's why we offer an industry leading customer service team backed by over 25 years of experience to provide you with expert guidance and support.

Featuring industry-leading manufacturers Legacy and A+, you can rest assured you are purchasing performance parts engineered to excel in demanding conditions. Recognized

throughout the pressure washer industry, Legacy branded parts are trusted by professionals for their reliable performance in challenging conditions. Searching for the best value? A+ products are fantastic for operators looking for professional-grade performance without breaking the bank.

Working together with our knowledgeable staff, we will deliver the right product solution for your business every time. Our people make the difference. Give us a call and experience first rate customer service unmatched in the industry today.

Simply put, from ordering through delivery to your business, Spraymart can give you the right products and the best thinking for your business.

ARE YOU USING SPRAYMART.COM?

Email info@spraymart.com to get your log in & password set up!

Spraymart account number required.

TABLE OF CONTENTS

■ COLD WATER PRESSURE WASHERS	5
■ PRESSURE WASHER ACCESSORIES	11
■ GUNS & LANCES	32
■ HOSES	43
■ COUPLERS, FITTINGS & FILTERS	53
■ NOZZLES	71
■ PUMPS & PUMP KITS	91
■ UNLOADERS, INJECTORS, VALVES & GAUGES	123
■ ENGINES, MOTORS & PULLEYS	148
■ BURNERS	156
■ ELECTRICAL COMPONENTS	172
■ CHASSIS COMPONENTS	186
■ CAR WASH BAY ACCESSORIES	189
■ AG SPRAY ACCESSORIES	196
■ SOFT WASH	203
■ INDEX	205
■ SPRAYMART TERMS & CONDITIONS	215

HD GAS PLUS SERIES

Redesigned for power, comfort, & convenience.



POWERED BY HONDA

Clean faster and more comfortably with the HD Series Gas Plus. We have enhanced our renowned modular aluminum frame and improved maneuverability by equipping it with larger wheels. Enjoy the convenience of an integrated wand holder and a handy hose hanger for tidy storage. Plus, the vibration isolation power platform enhances stability and reduces vibration. With a comfortable grip and improved serviceability for easy maintenance, tackling cleaning jobs has never been more effortless. The redesigned HD Series Gas Plus is here. Let's get washing!

Features

- Up to 5.0 GPM, 4000 PSI with reliable Honda engine
- A variety of pump brands offered in belt or direct drive
- Effortlessly navigate terrain with larger wheels
- Integrated wand and hose storage
- Durable VRT3 unloader with bypass loop diverts water flow when trigger gun is not activated
- Compact footprint with aluminum frame - modular design - converts easily from cart to skid1

TECHNICAL DATA

Model	Part No.	GPM	PSI	Drive	Pump	Engine	Electric Start	CC	Ship Wt. (lbs)	Ship Dimensions (L x W x H) Inches	List Price
HD 3.0/27 G	1.107-503.0	3.0	2700	Direct	Kärcher KPP2535	GX200	No	196	145	45.2 x 25.3 x 29.9	\$2,080.00
HD 3.5/35 G	1.107-504.0	3.5	3500	Direct	Kärcher KPP3035	GX270	No	270	166	45.2 x 25.3 x 29.9	\$2,412.00
HD 4.0/40 G	1.107-505.0	4.0	4000	Direct	Kärcher KS4040	GX390	No	389	185	45.2 x 25.3 x 29.9	\$2,703.00
HD 4.0/40 Ge	1.107-506.0	4.0	4000	Direct	Kärcher KS4040	GX390 E/S	Yes	389	208	45.2 x 25.3 x 29.9	\$3,244.00
HD 3.0/27 G AR	1.107-513.0	3.0	2700	Direct	AR RCV3G27D-F7	GX200	No	196	180	45.2 x 25.3 x 29.9	\$1,975.00
HD 3.5/35 G AR	1.107-514.0	3.5	3500	Direct	AR RRV3G36D	GX270	No	270	213	45.2 x 25.3 x 29.9	\$2,195.00
HD 4.0/40 G AR	1.107-515.0	4.0	4000	Direct	AR RRV4G40HD-F24	GX390	No	389	228	45.2 x 25.3 x 29.9	\$2,475.00
HD 4.0/40 Ge AR	1.107-516.0	4.0	4000	Direct	AR RRV4G40HD-F24	GX390 E/S	Yes	389	251	45.2 x 25.3 x 29.9	\$3,140.00
HD 3.0/27 G GP	1.107-523.0	3.0	2700	Direct	GP EP1506G6	GX200	No	196	228	45.2 x 25.3 x 29.9	\$2,310.00
HD 3.5/35 G GP	1.107-524.0	3.5	3500	Direct	GP EP1309G8	GX270	No	270	251	45.2 x 25.3 x 29.9	\$2,640.00
HD 4.0/40 G GP	1.107-525.0	4.0	4000	Direct	GP EP1313G8	GX390	No	389	138	45.2 x 25.3 x 29.9	\$2,910.00
HD 4.0/40 Ge GP	1.107-526.0	4.0	4000	Direct	GP EP1313G8	GX390 E/S	Yes	389	166	45.2 x 25.3 x 29.9	\$3,420.00
HD 3.0/27 GB	1.107-507.0	3.0	2700	Belt	Kärcher KBP3030R	GX200	No	196	181	45.2 x 25.3 x 29.9	\$2,526.00
HD 3.5/35 GB	1.107-508.0	3.5	3500	Belt	Kärcher KPP3035G1	GX270	No	270	204	45.2 x 25.3 x 29.9	\$2,859.00
HD 4.0/40 GB	1.107-509.0	4.0	4000	Belt	Kärcher KM3840R.3	GX390	No	389	179	45.2 x 25.3 x 29.9	\$3,254.00
HD 4.0/40 GeB	1.107-510.0	4.0	4000	Belt	Kärcher KM3840R.3	GX390 E/S	Yes	389	208	45.2 x 25.3 x 29.9	\$3,970.00
HD 5.0/30 GB	1.107-511.0	5.0	3000	Belt	Kärcher KM4035R.3	GX390	No	389	223	45.2 x 25.3 x 29.9	\$3,420.00
HD 5.0/30 GeB	1.107-512.0	5.0	3000	Belt	Kärcher KM4035R.3	GX390 E/S	Yes	389	245	45.2 x 25.3 x 29.9	\$4,140.00
HD 3.0/27 GB AR	1.107-517.0	3.0	2700	Belt	AR RRA35G30N	GX200	No	196	223	45.2 x 25.3 x 29.9	\$2,420.00
HD 3.5/35 GB AR	1.107-518.0	3.5	3500	Belt	AR RRA4G40N	GX270	No	270	245	45.2 x 25.3 x 29.9	\$2,640.00
HD 4.0/40 GB AR	1.107-519.0	4.0	4000	Belt	AR RRA4G40N	GX390	No	389	143	45.2 x 25.3 x 29.9	\$3,030.00
HD 4.0/40 GeB AR	1.107-520.0	4.0	4000	Belt	AR RRA4G40N	GX390 E/S	Yes	389	164	45.2 x 25.3 x 29.9	\$3,745.00
HD 5.0/30 GB AR	1.107-521.0	5.0	3000	Belt	AR RRA55G30N	GX390	No	389	178	45.2 x 25.3 x 29.9	\$3,255.00
HD 5.0/30 GeB AR	1.107-522.0	5.0	3000	Belt	AR RRA55G30N	GX390 E/S	Yes	389	201	45.2 x 25.3 x 29.9	\$3,980.00
HD 3.0/27 GB GP	1.107-527.0	3.0	2700	Belt	GP EP1513S17	GX200	No	196	183	45.2 x 25.3 x 29.9	\$2,750.00
HD 3.5/35 GB GP	1.107-528.0	3.5	3500	Belt	GP ES2010S	GX270	No	270	212	45.2 x 25.3 x 29.9	\$3,090.00
HD 4.0/40 GB GP	1.107-529.0	4.0	4000	Belt	GP ES2010S	GX390	No	389	227	45.2 x 25.3 x 29.9	\$3,475.00
HD 4.0/40 GeB GP	1.107-530.0	4.0	4000	Belt	GP ES2010S	GX390 E/S	Yes	389	249	45.2 x 25.3 x 29.9	\$4,200.00
HD 5.0/30 GB GP	1.107-531.0	5.0	3000	Belt	GP ES2013S	GX390	No	389	227	45.2 x 25.3 x 29.9	\$3,695.00
HD 5.0/30 GeB GP	1.107-532.0	5.0	3000	Belt	GP ES2013S	GX390 E/S	Yes	389	249	45.2 x 25.3 x 29.9	\$4,310.00

These products are only available to authorized Kärcher Pressure Washer dealers / Rental customers. Direct any questions to your account rep.

ACCESSORIES

Order No.	Description	List Price	Order No.	Description	List Price
■ 4.760-846.0	Trigger gun classic G3/8	\$65.50	□ 9.302-242.0	Legacy Turbo nozzle 3.5, 4350 PSI	\$136.00
■ 8.925-129.0	Hose, 50' x 3/8", 1w, TS, SOxSW	\$140.00	□ 9.302-243.0	Legacy Turbo nozzle 4.0, 4350 PSI	\$136.00
■ 8.783-040.0	Lance 44" zinc plated, handle & coupler	\$34.50	□ 9.302-247.0	Legacy Turbo nozzle 6.5, 4350 PSI	\$136.00
□ 8.934-381.0	Trailer kit (fittings, skid feet, low pressure hoses)	\$242.00	□ 8.925-229.0	Legacy high pressure hose, 100' x 3/8" ID, 6000 PSI, black, smooth cover	\$306.00
□ 8.934-382.0	Skid feet (x4)	\$106.00	□ 8.921-618.0	Non-marking hose 3/8" x 50' 4K gray A+ SOxSW	\$256.00
□ 8.934-383.0	Hose reel (bracket only) - direct drive	\$224.00	□ 8.765-909.0	Injector 6" vinyl hose and foot valve gray	\$5.60
□ 8.934-384.0	Hose reel (bracket only) - belt drive	\$200.00	□ 8.765-910.0	Injector adjustable hi-draw 1.8 acid version (HD 3.0/27 G)	\$33.50
□ 8.934-385.0	Hose reel jumper	\$63.00	□ 8.765-911.0	Injector adjustable hi-draw 2.1 acid version (HD 3.5/35 G, HD 4.0/40 G)	\$33.50
□ 8.753-572.0	A+ surface cleaner SC21	\$778.00	□ 8.765-912.0	Injector adjustable hi-draw 2.3 acid version (HD 5.0/30 G)	\$33.50
□ 8.753-573.0	A+ surface cleaner SC24	\$832.00	□ 8.750-476.0	Legacy hose reel 50'	\$432.00
			□ 8.711-192.0	A+ hose reel 50'	\$184.00
			□ 9.804-067.0	A+ hose reel 100'	\$200.00

■ Included □ Optional

Warning: This product can expose you to chemicals including Lead and Diisononyl Phthalate which are known to the State of California to cause cancer, birth defects or other reproductive harm. For more information go to www.P65Warnings.gov.

Prices effective Jan. 1, 2026. Specifications, product descriptions, product availability, and pricing subject to change without notice.

HD SERIES GAS



Easily converts from cart to skid.

Corrosion-resistant and light-weight, Kärcher's HD Series Gas aluminum pressure washers have a durable weldless, modular frame that can be utilized as a cart or converted to a skid (optional - sold separately) for maximum cleaning versatility and durability. Easy to maneuver with puncture proof, flat free tires. These reliable Vanguard powered pressure washers offer a bypass loop for additional pump protection, 7-year pump warranty on the oil end of the pump. The simple design of the HD Gas helps get the job done quickly and without hassle.

Features

- Up to 4.0 GPM, 4000 PSI
- Belt or direct drive models with a reliable Honda engine
- Durable VRT3 unloader with bypass loop diverts water flow when trigger gun is not activated
- Compact footprint with aluminum frame - modular design - converts easily from cart to skid



TECHNICAL DATA

Model	Part No.	PSI	Drive	Start	Pump	Engine	CC	Ship Wt. (lbs)	Ship Dimensions (L x W x H) Inches	List Price	SPECIAL SALE PRICE
HD 4.0/40	1.107-429.0	4.0	4000	Direct	Recoil	Crankcase	Vanguard	389	149	45 x 28 x 29	\$1,454.96 \$1,399
HD 3.5/35	1.107-422.0	3.5	3500	Belt	Recoil	Crankcase	Vanguard	270	156	45 x 28 x 29	\$1,560.00 \$1,500
HD 4.0/40	1.107-430.0	4.0	4000	Belt	Recoil	Crankcase	Vanguard	389	160	45 x 28 x 29	\$1,621.36 \$1,559

ACCESSORIES

Order No.	Description	List Price
■ 4.760-846.0	Trigger Gun Classic G3/8	\$65.50
■ 8.925-129.0	Hose, 50' x 3/8", 1w, TS, SOxSW	\$140.00
■ 8.783-040.0	Lance 44" zinc plated, handle & coupler	\$34.50
□ 8.765-909.0	Injector 6' Vinyl Hose & Foot Valve Gray	\$5.60
□ 8.925-229.0	Legacy, 100' x 3/8" ID, 6000 PSI, smooth cover, black high pressure hose	\$306.00
□ 8.921-618.0	Non-Marking Hose 3/8" x 50' 4K Gray A+ SOxSW	\$256.00
□ 8.753-572.0	A+ Surface cleaner SC21	\$778.00
□ 8.753-573.0	A+ Surface cleaner SC24	\$832.00
□ 9.302-242.0	Legacy Turbo Nozzle 3.5, 4350 PSI	\$136.00
□ 9.302-243.0	Legacy Turbo Nozzle 4.0, 4350 PSI	\$136.00
□ 9.302-247.0	Legacy Turbo Nozzle 6.5, 4350 PSI	\$136.00

Warning: This product can expose you to chemicals including Lead and Diisononyl Phthalate which are known to the State of California to cause cancer, birth defects or other reproductive harm. For more information go to www.P65Warnings.gov.

HD SERIES ELECTRIC



Our cold water carts are corrosion-resistant aluminum pressure washers that easily convert from a cart to a skid for maximum cleaning versatility and durability. These reliable electric powered pressure washers have a low profile handle and compact footprint, making them easy to maneuver, and they offer a bypass loop for additional pump protection. 7-year pump warranty and flat-free tires.



- Features
- Durable, corrosion resistant aluminum frame
- Modular design - weld free frame easily converts from cart to skid
- Flat free tires
- VRT3 Unloader with bypass loop - pump protection
- Commercial-duty Leuco crankcase pump

TECHNICAL DATA

Model	Part No.	GPM	PSI	Drive	HP	Electrical	Amps	Pump	Pump RPM	Ship Weight (LBS)	Ship Dimensions (L X W X H) Inches	List Price
HD 2.0/1000 Ed	1.106-124.0	2.0	1000	Direct	1.5	120V / 1ph	15	LFP2030S	1725	161	41 x 22 x 25	\$2,285.00
HD 1.9/1300 Ed	1.106-125.0	1.9	1300	Direct	2	120V / 1ph	20	LFP2030S	1725	175	41 x 22 x 25	\$2,480.00
HD 3.0/1000 Ed	1.106-126.0	3.0	1000	Direct	2	120V / 1ph	20	LFP2030S	1725	180	41 x 22 x 25	\$2,580.00
HD 3.5/2000 Ea	1.106-127.0	3.5	2000	Direct	5	230V / 1ph	22	LFP3530S	3450	181	41 x 22 x 25	\$3,695.00

Warning: This product can expose you to chemicals including Lead and Diisononyl Phthalate which are known to the State of California to cause cancer, birth defects or other reproductive harm. For more information go to www.P65Warnings.gov.

Prices effective Jan. 1, 2026. Specifications, product descriptions, product availability, and pricing subject to change without notice.

PRO AM HD

Stop wasting money on disposable washers from big box retailers, and choose a semi-pro model designed to handle your cleaning jobs, without breaking the bank. This washer is equipped with a robust Kärcher KXS gas engine, triplex professional-grade pump, unloader valve and convenient on board accessory storage, making it ideal for those just starting out. The durable welded steel frame has a removable handle for compact storage.



- No setup tools required!
- 1-gallon gas tank and removable 1-gallon detergent tank
- Oversized 12" flat-free tires
- Removable handle and durable welded steel frame



TECHNICAL DATA

Model	Part No.	GPM	PSI	Drive	Pump	CC	Engine	Ship Wt. (LBS)	Ship Dimensions (L X W X H) Inches	List Price
Pro Am HD	1.107-469.0	2.4	3500	Direct	Triplex	196	Kärcher KXS	85	22.4 x 20.7 x 39.4	\$1,005.00

PARTS

Order No.	Description	List Price
8.929-679.0	Replacement Pump Horizontal Triplex 3600PSI @ 2.6GPM	\$249.99

Warning: This product can expose you to chemicals including Lead and Diisononyl Phthalate which are known to the State of California to cause cancer, birth defects or other reproductive harm. For more information go to www.P65Warnings.gov.



TETON



Corrosion-resistant and light-weight, Our direct or belt drive, Teton Series aluminum pressure washers can be utilized as a cart or a skid for maximum cleaning versatility and durability. These reliable Kärcher powered pressure washers offer a 4-year engine warranty, bypass loop for additional pump protection, 7-year pump warranty and flat-free tires.



FEATURES

- Reliable Kärcher engine with an extended 4-year warranty
- Direct and belt drive models
- Durable VRT3 unloader with bypass loop diverts water flow when trigger gun is not activated
- Aluminum frame - modular design - converts easily from cart to skid

TECHNICAL DATA

Model	Part No.	GPM	PSI	Drive	CC	Engine	Pump	Ship Weight (LBS)	Ship Dimensions (L X W X H) Inches	List Price
HD 3.0/27 G Teton	1.107-398.0	3.0	2700	Direct	212	Kärcher	KPP3035G	112	45 x 28 x 29	\$1,455.00
HD 4.0/40 G Teton	1.107-399.0	4.0	4000	Direct	420	Kärcher	LS4040G.3	130	45 x 28 x 29	\$2,210.00
HD 4.0/40 Ge Teton†	1.107-400.0	4.0	4000	Direct	420	Kärcher	LS4040G.3	158	45 x 28 x 29	\$2,455.00
HD 3.5/35 GTeton	1.107-440.0	3.5	3500	Direct	302	Kärcher	LPP3535G.1	132	45 x 28 x 29	\$1,765.00
HD 3.0/27 GB Teton	1.107-441.0	3.0	2700	Belt	212	Kärcher	KBP3030R	123	45 x 28 x 29	\$1,870.00
HD 3.5/35 GB Teton	1.107-442.0	3.5	3500	Belt	302	Kärcher	LM3540R.3	158	45 x 28 x 29	\$2,325.00
HD 4.0/40 GB Teton	1.107-443.0	4.0	4000	Belt	420	Kärcher	LM3840R.3	169	45 x 28 x 29	\$2,870.00
HD 4.0/40 GeB Teton	1.107-444.0	4.0	4000	Belt	420	Kärcher	LM3840R.3	205	45 x 28 x 29	\$3,600.00
HD 5.0/30 GB Teton	1.107-445.0	5.0	3000	Belt	420	Kärcher	LM4035R.3	169	45 x 28 x 29	\$2,870.00
HD 5.0/30 GeB Teton	1.107-472.0	5.0	3000	Belt	420	Kärcher	LM4035R.3	205	45 x 28 x 29	\$3,600.00

Warning: This product can expose you to chemicals including Lead and Diisononyl Phthalate which are known to the State of California to cause cancer, birth defects or other reproductive harm. For more information go to www.P65Warnings.gov.

HD SERIES GAS SKID



*Pressure washer sold separate.

The perfect accompaniment to our HD Series Gas and Teton Series direct drive pressure washers - these mild steel skids offer two configurations:

1. Skid with a 50 gallon water tank and one 100' hose reel
- or
2. Skid with two 100' hose reels.

The HD Series Gas skids fit within a standard UTV / ATV bed and work with three different direct drive aluminum pressure washers to offer ultimate portability and usability for various applications.



FEATURES

- 50 gallon water tank (HD Pallet Skid with Tank only)
- Forklift holes
- Includes skid feet
- 1 to 2, 100' hose reels
- Fits within standard UTV/ATV bed
- Assembly required

TECHNICAL DATA

Model	Part No.	FRAME MATERIAL	Description	Compatible Pressure Washer (sold separately)	Ship Weight (LBS)	Ship Dimensions (L X W X H) Inches	List Price
HD Pallet Skid with Tank	9.807-833.0	Mild Steel	50 gal water tank and 1 hose reel	HD Series Gas direct drive HD 3.0/27 G (9.807-719.0) HD 3.5/35 G (9.807-720.0)	185	40 x 48 x 35	\$1,860.00
HD Pallet Skid with 2 Hose Reels	9.807-838.0	Mild Steel	2 hose reels	HD 3.5/35 G (1.107-421.0) HD 4.0/40 G (9.807-721.0) HD 4.0/40 G (1.107-429.0) HD 4.0/40 Ge (9.807-722.0) HD 4.0/40 Ge (1.107-435.0) Teton Series direct drive HD 3.0/27 G Teton (1.107-398.0) HD 4.0/40 G Teton (1.107-399.0) HD 4.0/40 Ge Teton (1.107-400.0) \$HD 3.5/35 GTeton (1.107-440.0)	172	40 x 48 x 35	\$1,645.00

PARTS

Order No.	Description	List Price
8.923-105.0	HD Pallet Skid Rubber feet kit	\$21.14

Warning: This product can expose you to chemicals including Lead and Diisononyl Phthalate which are known to the State of California to cause cancer, birth defects or other reproductive harm. For more information go to www.P65Warnings.gov.

SURFACE CLEANERS

SURFACE CLEANERS - A+ - 21" & 24"

Fast, even cleaning for large flat surfaces. Quickly cleans concrete, asphalt, and it removes grime and deposits from tennis courts, ramps and decks. Also great for factory and semi-trailer floors and drive-thrus. Cleans better and faster than a spray wand alone, with no striping. Use with hot or cold water and handles water up to 212°F to disinfect bathrooms and kitchens. Safety lock prevents accidental spraying.

- Two Spinning Nozzles 'Floats' Cleaner Above the Ground
- Circular Design for Zero Wall Clearance
- Stainless-steel Housing and Handle
- Universal Inlet Fitting Kit to Accommodate All Common Configurations
- Reduces Overspray on Walls, Landscaping and Operator
- Two #2.0, 1/8" Nozzles (for machines up to #4.0 nozzles), 25° Nozzles Rated up to 8.0 GPM and 4000 PSI
- Requires at Least 3.0 GPM, 2000 PSI



PART NO.	DESCRIPTION	LIST PRICE
8.753-572.0	 A+SC21 Rotary Surface Cleaner, 21"	\$778.00
8.753-573.0	 A+SC24 Rotary Surface Cleaner, 24"	\$832.00
8.753-597.0	Swivel for 21" and 24"	\$219.22
8.645-900.0	Spray Gun Kit for A+SC 21 & A+SC24 Includes: Screw M6X30, 1/4" Quick Connect, Sleeve, Trigger Gun	
8.645-901.0	Handle Assembly Kit for A+SC 21 & A+SC24	\$137.99
8.645-905.0	 Caster Kit for A+SC 21 & A+SC24 Includes: Nut M6, Caster Spacer, Caster Wheel	\$18.92
8.757-726.0	Mount Plate Surface Cleaner	\$28.71
9.113-076.0	Swivel, 20" Roof Cleaner 1/4" FPT IN X 1/4"	\$222.56

VENTURI RECOVERY SURFACE CLEANER WITH HOSE - 24"

The classic 24" A+ Surface Cleaner with the added Venturi pump water recovery system and a 16' water recovery hose that allows you to recover water without the need of a vacuum unit. Effectively transfers water and small debris (smaller than 3mm) to a drain or tank.

- Stainless-steel Housing and Handle
- Universal Inlet Fitting Kit to Accommodate All Common Configurations
- Two #2.0, 1/8" Nozzles (for machines up to #4.0 nozzles), 25° Nozzles Rated up to 8.0 GPM and 4000 PSI
- Requires at Least 3.0 GPM, 2000 PSI

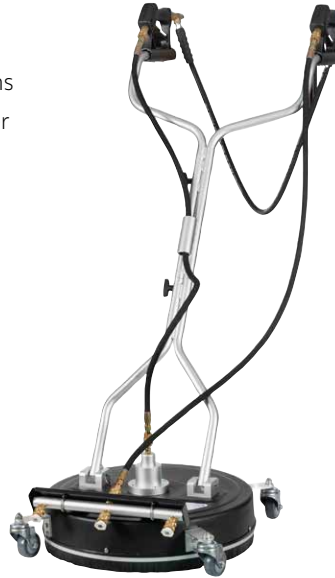


PART NO.	DESCRIPTION	LIST PRICE
9.116-064.0	Vac Recovery Surface Cleaner	\$1,057.16
9.117-613.0	Venturi Pump, Replacement Assembly for A+ 24" SC	\$45.07

LEGACY 20" SURFACE CLEANER WITH WATER BROOM

- Stainless-steel Housing and Handle
- Universal Inlet Fitting Kit to Accommodate All Common Configurations
- The GPM for surface cleaner is 4.0 gpm (2.0 nozzle* 2), GPM for water broom is 4.5 gpm(1.5 nozzle* 3)
- 4000 PSI

PART NO.	DESCRIPTION	LIST PRICE
9.119-167.0	20" Surface Cleaner with Water Broom	\$829.04
8.708-652.0	Replacement Nozzle - QC - 1/4" - Q-Style	\$8.35
9.120-198.0	Replacement Wheel	\$6.50
9.120-199.0	Replacement Waterbroom	\$49.00
9.120-208.0	Deck Assembly with Swivel	\$246.00
9.120-636.0	Swivel Assembly	\$86.40
9.120-469.0	Trigger Gun Assembly	\$34.50



Legacy



LEGACY WATER BROOM 39" W/ TRIGGER GUN, HANDLE

- PSI: 4000
 - GPM: 4.0-4.5
 - Temperature: 16°F
 - inlet 3/8" QC Plug
- \$Includes 8 1.5 x65 deg nozzles

PART NO.	DESCRIPTION	LIST PRICE
9.118-906.0	Water Broom 39"	\$333.84



Legacy



SURFACE CLEANER - GP - 22"

- GPM: 8.0
- 5000 PSI

PART NO.	DESCRIPTION	LIST PRICE
9.120-749.0	Surface Cleaner, 22" 8 GPM @5000 3/8" NPT-F	\$1,500.00



GENERAL PUMP

SURFACE CLEANERS - GP - FLAT 12", 18" & 20"

DFSCP12 HANDHELD SURFACE CLEANER

- PSI: 3500
- GPM: 6.5
- Temperature: 180°F
- Includes 1/4" QC Plug



DCFSCP SURFACE CLEANER, 18" AND 20"

- PSI: 4000
- GPM: 8.0
- Temperature: 180°F
- Inlet 3/8" FPT
- Includes 1/4" 2.0 Nozzle



PART NO.	DESCRIPTION	LIST PRICE
9.112-957.0	DFSCP12 GP Surface Cleaner, 12" 3500 PSI Handheld Flat ABS, Complete Assembly	\$293.78
9.112-958.0	DCFSCP18GZ GP Surface Cleaner, 18" 4000 PSI Brush Skirt ABS, 2-Arm, Zerk Fitting, Compensating Gun	\$754.48
9.112-959.0	DCFSCP20GZ GP Surface Cleaner, 20" 4000 PSI Brush Skirt ABS, 2-Arm, Zerk Fitting, Compensating Gun	\$817.91
REPAIR KITS FOR DCFSCP		
9.112-960.0	Trigger Gun Replacement	\$109.62
9.112-961.0	Spraybar 20" with Nozzles (for DCFSCP20)	\$99.60
9.112-962.0	Spraybar 18" with Nozzles (for DCFSCP18)	\$95.15
9.112-963.0	Swivel, Greaseable (for DCFSCP)	\$667.68
9.112-964.0	Swivel Repair Kit, Greaseable (for DCFSCP)	\$381.69

SURFACE CLEANERS - ECONOMY - 8" & 15"

- PSI: 4000
- Min: 2 GPM
- Max: 10.5 GPM
- Temperature: 180°F
- Includes 2 1/4 Size 2.5 Nozzle
- 15" Surface Cleaner: 1/4 QC Male Plug Inlet
- 8" Surface Cleaner: 1/4 FPT



9.112-967.0

9.112-968.0

PART NO.	DESCRIPTION	LIST PRICE
9.112-967.0	15" Surface Cleaner with Wheels	\$141.54
9.112-968.0	8" Stainless-steel Surface Cleaner with Handle	\$221.45
REPAIR KITS		
9.113-078.0	Swivel (for 9.112-967.0)	\$84.57
9.113-080.0	Swivel (for 9.112-968.0)	\$166.92
9.113-079.0	Spraybar (for 9.112-967.0)	\$58.98
9.113-081.0	Spraybar (for 9.112-968.0)	\$58.98
9.113-097.0	Caster Wheel (for 9.112-967.0)	\$15.69
9.113-732.0	Brush, 8" (for 9.112-968.0)	\$89.02

SURFACE CLEANERS - WHISPER WASH FLAT

THE "MAXIMA 36"

- PSI: 2000 - 4000
- GPM: 4-10
- Temperature: 212°F
- RPM: 2500
- Portable Breakaway Handle
- Uses 1/4" Nozzle
- Dimensions: 36" Cover, 77" Handle
- Weight: 37 lbs.



THE "BIG GUY"

- PSI: 2000 - 4000
- GPM: 4.0 - 10.0
- Temperature: 212°F
- Powder-Coated Aluminum Housing
- Oversized, Self-lubricating Twin Thrust Bearings
- 10" Pneumatic Tires, 4" Caster
- Crafted with Durable Stainless-steel and Aircraft Aluminum
- Uses 1/4" Nozzle
- Choice of 2 or 4 Nozzles
- Dimensions: 28" x 44" x 12"
- Weight: 48 lbs.




PART NO.	DESCRIPTION	LIST PRICE
8.710-089.0	Maxima 36	\$2,971.18
8.710-074.0	Whisper Wash Big Guy 2 Nozzles	\$2,843.20
8.710-075.0	Whisper Wash Big Guy 4 Nozzles	\$3,004.56
9.120-650.0	Surface Cleaner Mondo 49" 2-Tip	\$5,200.00
9.109-608.0	Surface Cleaner In-Line Water Filter for Handle	\$52.75
REPAIR KITS		
8.750-604.0	Swivel, Complete Big Guy and Classic	\$924.74
8.701-879.0	Repair Kit, Seal, Big Guy and Classic	\$132.42
8.701-882.0	Seal Kit: Ultra Clean	\$162.47
8.750-604.0	Complete Swivel Kit: New Style	\$924.74
8.707-653.0	2.5 x 25° 1/4" Nozzle Fits All	\$11.01
9.117-204.0	Replacement Handle, with Trigger Gun, Hose, Big Guy	\$915.83

UNDERCARRIAGE CLEANER

No more crawling under a vehicle. Effortlessly wash away damaging debris from the bottom of your vehicle with the easy to handle and maneuver Legacy Undercarriage Cleaner. Simply connect to your hot or cold water pressure washer to remove road grime, fuel and oil contaminants, snow sludge, and ice. The stainless-steel rotating nozzle assembly requires a 5.5" under vehicle clearance.

- PSI: 4000
- GPM: 10.5
- Temperature: 250°F
- Four Nozzles:
 - (2) 0° #2.0
 - (2) 25° #2.0



Legacy



SCAN TO SEE IT IN ACTION!

PART NO.	DESCRIPTION	LIST PRICE
8.749-303.0	Undercarriage Cleaner	\$1,769.35

UNDERCARRIAGE CLEANER & ROOF SURFACE CLEANER



UNDERCARRIAGE CLEANER

- PSI: 4000 PSI
- GPM: 10.5
- Temperature: 210°F
- 1/4 " 2.5 Nozzle
- Universal Inlet Fitting Kit to Accommodate All Common Configurations
- 17cm Plate Height
- 26 lbs.



PART NO.	DESCRIPTION	LIST PRICE
9.112-965.0	Undercarriage Cleaner, A+ 20" SS 4000PSI	\$1,212.95
REPAIR KITS		
9.113-083.0	Replacement Gun (for Undercarriage Cleaner)	\$56.02
9.113-074.0	Swivel (for Undercarriage Cleaner)	\$164.69
9.113-075.0	Spraybar (for Undercarriage Cleaner)	\$79.01
9.113-096.0	Caster Wheels 1.5" (for Undercarriage Cleaner)	\$11.35
9.113-095.0	Caster Wheels 3" (for Undercarriage Cleaner)	\$15.69

WATER BROOM 16"

- PSI: 4000
- GPM: 8.0
- Temperature: 250°F
- Includes 1/4" Plug and 4 Nozzles (pre-installed)- PN# 9.106-054.0
- Requires Wand (sold separately)



PART NO.	DESCRIPTION	LIST PRICE
8.710-082.0	Water Broom 16"	\$64.54



STAINLESS STEEL SURFACE CLEANER WITH WHEELS - 15"



Designed for use with cold water, gas pressure washers: 2600 - 4000 PSI, up to 4.0 GPM. The combination of a 15" wide cleaning diameter and two spinning spray nozzles work to shorten your overall job time while also minimizing the streaking seen with other cleaning methods

- PSI: 4000
- GPM: 4.0
- Temperature: 140°F



SCAN TO SEE IT IN ACTION!

PART NO.	DESCRIPTION	LIST PRICE
9.118-907.0	Stainless Steel 15" Surface Cleaner	\$183.18
9.119-845.0	Castor Wheels Kit for 9.118-907.0 15" SS Surface cleaner	\$37.28
9.119-846.0	Extension Wand 15" for 9.118-907.0 15" SS Surface cleaner	\$11.13
9.119-847.0	Brush Kit for 9.118-907.0 15" SS Surface cleaner	\$30.05
9.119-848.0	Rotary Arm Kit for 9.118-907.0 15" SS Surface cleaner	\$11.13
9.119-849.0	Nozzle Kit for 9.118-907.0 15" SS Surface cleaner	\$5.12
9.119-850.0	Strainer for Inlet for 9.118-907.0 15" SS Surface cleaner	\$2.22
9.119-851.0	Swivel kit for 9.118-907.0 15" SS Surface cleaner	\$44.50

PRESSURE WASHER ACCESSORIES

CURB CLEANER

- Now even heavier duty construction
- PSI: 4000
- Adjustable Height 5'-9"
- 3 Side Nozzles
- 1 Top Nozzle



PART NO.	DESCRIPTION	LIST PRICE
9.115-327.0	Curb Cleaner	\$221.45
9.116-397.0	Replacement Nozzle	\$12.13

UNDERBODY WAND ASSEMBLY - SELF SERVE



Ideal for rinsing the undercarriage of cars and trucks. Connect directly to a pressure washer. The lightweight underbody wand assembly rolls easily, giving the operator a longer reach.

- PSI: 3000
- Temperature: 300°F
- 3/8" F inlet and 1/4" outlet
- Non-weeping
- Stainless Steel
- ST-601 Inline Trigger Gun & Three 25°, #2, 1/8" MEG Nozzles (included)



PART NO.	DESCRIPTION	LIST PRICE
8.755-257.0	Self Serve Underbody Wand Assembly	\$702.00

UNDERCARRIAGE CLEANER KIT - 21"

- PSI: 4000
- 4 GPM
- 36" 2 Piece extension wand swivel caster included
- 1/4" Plug inlet
- 212 degree temp max



PART NO.	DESCRIPTION	LIST PRICE
9.116-556.0	Underbody Waterbroom Combo - 21"	\$81.23

UNDERCARRIAGE CLEANER

- PSI: 4000
- 1/4" QC Plug Inlet



PART NO.	DESCRIPTION	LIST PRICE
9.114-996.0	Undercarriage Cleaner Includes (4) 1/4" x 2.0 nozzles	\$65.10

TWO IN ONE SURFACE / UNDERCARRIAGE CLEANER - 15"

- Sturdy Stainless Steel Construction
- 1/4" QC Plug Inlet
- Low Profile for use with lower clearance vehicles

- PSI: 4000psi
- 3.0gpm.
- Temp: 140 deg



PART NO.	DESCRIPTION	LIST PRICE
9.118-124.0	Cleaner, Surface and Undercarriage Combo	\$251.88
9.119-283.0	Replacement Swivel Assembly	\$45.62
9.119-282.0	Kit, Spray Bar with Nozzles	\$9.53
9.119-076.0	Replacement Wheel Assembly Includes 1 wheel, unit has 3	\$19.58 ea.

DUCT CLEANER

- PSI: 4000
- Max Temperature: 250°F
- 10.5 GPM
- Nozzles: #2.5 x 25°



PART NO.	DESCRIPTION	LIST PRICE
9.115-324.0	Adjustable 6", Temp. 250° max	\$441.78
9.115-325.0	Fixed 6"	\$332.73
9.115-326.0	Adjustable 3"	\$406.17
9.116-398.0	Replacement Nozzle 1/8" for adjustable 1/8"	\$10.80
9.116-399.0	Replacement Nozzle 1/8" for fixed 1/4"	\$12.02
9.116-400.0	Replacement Swivel for 3' and 6"	\$132.42



DUCT CLEANER



DUCT CLEANER

Designed as an accessory for use with high-pressure pumps or pressure washers. Cleans ducts, chutes, vents, restaurant exhausts, tanks, etc.

Self-rotating and feeding stainless-steel triple bearing system for constant easy turning. Nozzle holders are 1/8" NPTF. Nozzles are sold separately.




- PSI: 4000
- Max Temperature: 250°F
- Inlet Ports 3/8" NPTF
- Weight: 2 lbs.

12" SURFACE CLEANER

Designed for effortless cleaning of small areas, including walls and angled surfaces. High RPM swivel with integrated toggle joint and adjustable tension system.

- PSI: 4000
- Temperature: 250°F
- Weight: 9 lbs.
- 12" Stainless-Steel
- Includes All Items Pictured



PART NO.	DESCRIPTION	PSI	LIST PRICE
8.712-280.0	Duct Cleaner TXR-2s, Adjustable	4000	\$1,033.79
8.712-279.0	Duct Cleaner TXR-2s, Fixed	4000	\$968.14
8.749-911.0	Surface Cleaner, 12"	4000	\$1,446.64
8.712-285.0	Toggle Joint KGK	4000	\$284.88

SANDBLASTERS - INDUSTRIAL

For the extra-tough cleaning jobs, wet-sandblasting is the dust-free solution. The sandblasters attach to a hot or cold water pressure washer and, using a venturi, mixes sand or other abrasive media with the high-pressure spray to create enough cleaning power to strip paint off concrete and barnacles from a ship's hull. The sandblasting nozzle is made of tungsten carbide for long life. There are two models—a top-of-the-line steel pot with tight-fitting lid or with a probe only.

- Quick-connect coupler for ease in attaching sand probe or pot
- Valve for metering the flow of the media
- Tubed, pneumatic tires for easy maneuvering
- Rating: Super-duty
- Recommended Usage: Heavy
- Attach to any hot or cold water pressure washer with minimum volume of 4 GPM



8.904-472.0

PART NO.	DESCRIPTION	LIST PRICE
8.904-470.0	Sandblaster with Pot (Carbide)	\$2,526.06
8.904-472.0	Sandblaster with Probe (Carbide)	\$1,608.00

NOTE: Excluded from any dealer freight programs



8.904-470.0

SANDBLAST KIT - TUNGSTEN CARBIDE NOZZLE HEAD - INDUSTRIAL

A Venturi orifice creates a uniform blast pattern, doubles sand velocity and produces up to 45% more work with 20% less sand.



- PSI: 1500 - 5500
- GPM: 3.0 - 10.0
- Temperature: 200°F
- Weight: 10 lbs.
- Nozzle Tip (sold separately)

PART NO.	DESCRIPTION	LIST PRICE
8.701-485.0	Industrial Sand Blast Kit	\$333.84
8.725-620.0	Replacement Carbide Nozzle	\$273.75

SANDBLAST HEAD - PROFESSIONAL

- PSI: 3500
- GPM: 10.0
- Temperature: 200°F
- Long-Wearing Carbide Sand Nozzle
- Sand Probe Weight: 6oz..



- 1/4" FPT Water Inlet
- Head Weight: 13oz..
- Length: 16"

PART NO.	DESCRIPTION	NOZZLE SIZE	LIST PRICE
8.711-242.0	Sandblast Head	3.5	\$205.87
8.711-243.0	Sandblast Head	4.0	\$205.87
8.711-244.0	Sandblast Head	4.5	\$205.87
8.711-245.0	Sandblast Head	5.5	\$205.87
8.711-247.0	Sand Probe		\$24.03
8.901-264.0	1/2" ID Polybraid Tubing, 25'		\$25.48

SAND NOZZLE

Tungsten Carbide provides maximum durability for sandblasting application.



- Carbide insert
- Light weight
- Easily changed-30°F to 130°F

PART NO.	DESCRIPTION	LIST PRICE
8.712-416.0	Carbide Sand Nozzle	\$183.61

SANDBLAST HOSE

Heavy-duty spiralite hose available preassembled or by the foot.



- 3/4" spiralite sand hose with air hose locking couplers
- Temperature: -30°F to 130°F

PART NO.	DESCRIPTION	SIZE	LIST PRICE
8.711-809.0	Sand, Spiralite /ft	3/4"	\$3.34
8.711-839.0	Assy, Sand, Spiralite	3/4" x 25'	\$119.07
8.711-840.0	Assy, Sand, Spiralite	3/4" x 40'	\$210.32
8.711-811.0	Sand, Spiralite /ft	1"	\$3.72

SANDBLAST NOZZLE TIPS



- Replacement Tips for Sandblaster Kit
- Use 1/4" Meg 5" Spray Tip

PART NO.	DESCRIPTION	LIST PRICE
8.707-668.0	4.0 x 5° Tip	\$11.01
8.707-685.0	5.0 x 5° Tip	\$11.01
8.707-696.0	5.5 x 5° Tip	\$11.01
8.707-701.0	6.0 x 5° Tip	\$11.01
8.707-709.0	6.5 x 5° Tip	\$11.01

STEAM LANCE

Completely insulated for maximum protection.

- Lance with steam nozzle shown
- Vented grip full length of lance



PART NO.	DESCRIPTION	LIST PRICE
8.904-444.0	48" with Steam Nozzle	\$258.17
8.904-441.0	48" without Steam Nozzle	\$190.29

FOOT-CONTROLLED PRESSURE VALVE

Operators of sewer and tube cleaning equipment need both hands free to feed or retract the hose in the sewer line. Foot-operated valve allows hands-free control.



SUTTNER



- | | |
|---|---|
| <p>8.710-134.0</p> <ul style="list-style-type: none"> ■ PSI: Up to 5000 ■ GPM: 12.0 ■ Inlet 3/8", Outlet 1/4" | <p>8.709-972.0</p> <ul style="list-style-type: none"> ■ Brass Body ■ Stainless-steel Valve |
|---|---|

PART NO.	DESCRIPTION	PSI	LIST PRICE
8.710-134.0	Sewer Cleaner Foot Valve	3000	\$228.12
8.709-972.0	Foot Valve with ST-2305	5000	\$557.51
8.701-657.0	Repair Kit - Foot Valve		\$33.38
8.701-673.0	Repair Kit ST-2305		\$23.93
8.711-526.0	Kit, 25' Hose, #4.5 Nozzle, Foot Valve		\$347.19

*Heavy gauge steel construction for durability and stability

INDUSTRIAL FOOT VALVE



Great for pipe cleaning and sewer jetting.



SCAN TO SEE IT IN ACTION!

- PSI: Up to 5000
- GPM: 10.0
- Inlet 3/8", Outlet 1/4"
- Max 320° F
- Sturdy, heavy-gauge steel construction
- Protected pedal guards against accidental activation

PART NO.	DESCRIPTION	PSI	LIST PRICE
9.118-665.0	Foot Valve	5000	\$333.84

LEGACY SLUDGE PUMP KIT



This durable sludge pump effectively evacuates water or sludge by harnessing the flow from your pressure washer to create a suction that quickly removes slurry from the area. Its design prevents it from suctioning itself to the ground, ensuring hassle-free sludge removal. From puddles to pools, it's the perfect tool for relocating sludge.



- Comes with 15' hose
- Comes with Nozzle Size #4.0 X 25 Deg
- Max Pressure: 4000PSI
- Inlet:M22 with 1/4" QC Plug



SCAN TO SEE IT IN ACTION!

PART NO.	DESCRIPTION	LIST PRICE
9.119-383.0	Sludge Pump Kit	\$100.15

STAINLESS STEEL SLUDGE PUMP KIT



This tool uses your pressure washer to suck the sludge off the bottom of pits or tanks and eject it through a 1-1/2" (15' long) hose. The suction unit simply attaches to the end of a pressure washer lance with a quick coupler.



- Comes with 15' hose
- Max Pressure:4000PSI
- Max Flow:30GPM



SCAN TO SEE IT IN ACTION!

PART NO.	DESCRIPTION	LIST PRICE
9.117-448.0	Sludge Pump Kit	\$161.36

SLUDGE SUCKER - ST-36 PIT BOSS

Sludge Sucker uses a high-pressure water stream at 1000-3000 PSI to suck the sludge off the bottom of pits or tanks and eject it through a 1-1/2" diameter 15' long hose to a disposal tank.

The base unit attaches to the end of a pressure washer lance with a quick coupler for extension to the bottom of the pit. Uses a 0° tip for suction / power ejection.



- Easy to change for different plumbing system flows and pressures
- Uses Standard 1/4" MPT Nozzle

PART NO.	DESCRIPTION	LIST PRICE
8.711-112.0	ST-35 Pit Boss, 5.5 Nozzle, 15' Hose	\$277.09
8.711-110.0	Base Unit Only	\$164.69



*without Hose, Nozzle or Quick Coupler (3/8" Inlet Port)

DRUM PUMPS - RED HEAD

Siphon liquids from higher to lower levels. Simply pump the bellows a few times to prime and start flow. Loosen air lock to stop.



- Drum Pump fits 15-, 30- and 55- Gallon Drums
- Fit 2" Bung Opening
- Excellent for Alkaline and Acidic Chemicals, Diesel Fuel and Oils
- Not for Use with Solvents

PART NO.	DESCRIPTION	LIST PRICE
8.704-698.0	 Red Hex Head, Heavy-duty	\$44.18
8.704-696.0	 Red Head, Standard-duty	\$31.72
8.704-694.0	Pail Pump, 5 Gallon	\$15.46

DRUM / TANK PUMP - CRANK STYLE

Chemical-resistant, lightweight pump, ideal for dispensing chemicals, pesticides and oils. Polypropylene for most alkalies, dilute acids, pesticides and most oils and solvents. Ryton for extremely aggressive acids, aromatic and aliphatic hydrocarbons.



- 11 oz. Per Revolution
- 6.0 GPM at 70 RPM
- Viton Seals
- Polypropylene Gasket
- Outlet 3/4" Barb Two-piece
- 2" Bung Adapter
- 47" Suction Tube
- Weight: 2.6 lbs.

PART NO.	DESCRIPTION	LIST PRICE
8.704-700.0	Polypropylene Pump, Standard	\$287.10
8.704-701.0	Ryton Pump, Deluxe	\$419.53
8.700-526.0	Replacement Handles	\$17.59

BRUSHES

Rotating brush, natural bristle (soft) used for painted surfaces. Nylon bristle (stiff) used for removing scum and grime on fiberglass boats, etc.



- Internal Nozzle: Size 20
- GPM: 8.0



PART NO.	DESCRIPTION	LIST PRICE
BRUSH UNIT COMPLETE		
8.709-312.0	Natural	\$113.51
8.709-314.0	Nylon	\$96.26
REPLACEMENT BRUSHES		
8.709-313.0	Natural	\$53.63
8.709-316.0	Nylon	\$54.08



10" Grey Flagged Poly Truck Brush

- Flag-Tipped
- Soft Bristle
- Acme Thread for Super Handles or Broom Handles

8.646-013.0

PART NO.	DESCRIPTION	LIST PRICE
8.646-013.0	10" Grey Flagged Poly Truck Brush	\$24.80
8.709-298.0	2-1/2" Bristle with Bumper x 10"	\$38.73
8.709-303.0	2-1/2" Bristle x 18"	\$38.05

*With Acme Thread and Garden Hose Attachment



10" Bi-level Blue Poly Truck Brush

- Not a Flow Thru
- Excellent Chemical Resistance
- Use with Threaded Handle
- Trimmed for Cleaning Hard-to-reach Areas
- Stiff Polypropylene Bristle for Aggressive Cleaning
- Unique Heavy-duty Scrub Brush with Multi-level Angle
- 10" Molded Polypropylene Foam Block does not Warp or Absorb Water

PART NO.	DESCRIPTION	LIST PRICE
8.646-012.0	10" Bi-level Blue Poly Truck Brush	\$26.00

HANDLES - FIBERGLASS "SUPER HANDLES"



- Tough, Durable, Lightweight
- No Cracking, Splintering
- No Kinks, Dents
- Safer Around Electrical Hazards
- Super Heavy-duty Aluminum Alloy Threads
- Easy-twist Cam Lock Extension
- Standard 3/4" Acme Thread Fits: Brooms, Brushes, Utility Tools
- Optional Reduction Adapter for 3/4" to Acme Standard

PART NO.	DESCRIPTION	LIST PRICE
SUPER HANDLES		
8.709-306.0	48" Length (4')	\$36.50
8.709-307.0	60" Length (5')	\$37.17
8.709-308.0	S 72" Length (6')	\$44.84
SUPER-EXTENSION HANDLES		
8.709-309.0	4' to 8' Extension	\$83.46
8.709-310.0	6' to 12' Extension	\$101.26
8.709-311.0	8' to 16' Extension	\$130.20
8.700-308.0	Threaded Adapter	\$6.84

FOAMERS - FOAM CANNON

The ideal Foam Generator Application Accessory meters the foaming chemical for customized foam type and applies the foam to match the application.




- PSI Max: 3000
- GPM Max: 4.8
- Temperature: 140°F
- Brass Meter Valve
- High-impact, Glass Filled Body
- Stainless-steel Foam Turbulator
- 1/4" FPT Lance Connect
- Stainless-steel 1.5mm Orifice (#5.5 nozzle equivalent)

PART NO.	DESCRIPTION	LIST PRICE
8.710-125.0	S Foam Cannon / Injector	\$146.89
8.710-126.0	S LS 12 Foamer with 1 Liter Tank	\$183.61
8.704-222.0	Replacement Turbulator Screen	\$26.04
8.749-826.0	Replacement Bottle	\$15.46



BRACKET HOLDER



PART NO.	DESCRIPTION	LIST PRICE
9.117-839.0	1/4" QC Coupler	\$18.37
9.119-539.0	3/8" QC Socket	\$21.14
9.119-540.0	3/8" QC Plug	\$12.80

FOAM CANNON - WITH DUAL ACCESSORY



- 1 Liter - Wide Mouth
- Legacy Horizontal and Vertical Adjustable Pattern
- Temperature: 140°F
- Minimum pressure - 3000 psi
- Max pressure- 4000 psi




PART NO.	DESCRIPTION	LIST PRICE
9.119-213.0	Foam Cannon W/ Dual Accessory	\$91.59
9.119-815.0	Bottle w/ Cap, 1L	\$8.01
9.119-816.0	Replacement for 9.119-213.0, Nozzles 1.2	\$3.12

DUAL ACCESSORY CONNECTOR VALVE KIT



- Temperature: 140°F
- Max pressure- 4000 psi



PART NO.	DESCRIPTION	LIST PRICE
9.119-214.0	Dual Accessory Connector Valve Kit	\$42.36

FOAM CANNON - WIDE MOUTH ADJUSTABLE PATTERN 2L



- 2 Liter - Wide Mouth
- Legacy Horizontal and Vertical Adjustable Pattern
- Temperature: 140°F
- Minimum pressure - 3000 psi
- Max pressure- 4000 psi



PART NO.	DESCRIPTION	LIST PRICE
9.114-849.0	1/4" QC Plug inlet	\$89.59
9.117-722.0	Filter 10 Pack	\$19.58

FOAMERS - PF22 MTM HYDRO FOAM CANNON



- PSI Max: 5000
- GPM Max: 5.3
- Temperature: 140°F
- Inlet: 1/4" Q.C. Plug
- 1/4" M22 Adapter (Included)
- 1/4" x 9" Tube for Drawing Chemical
- 3.5 Orifice (1.25 mm) (installed in the foamer body)
- 3.0 orifice (1.1 mm) (included)

PART NO.	DESCRIPTION	LIST PRICE
8.758-981.0	PF22.2 MTM Hydro Foam Cannon	\$172.48
9.112-494.0	PF22 3pk Replacement Bottle W/Cap	\$105.72
9.112-945.0	PF22 5pk Replacement Bottle W/Cap	\$160.24

FOAM CANNON - 1.5L



- A+ 1/4" QC Plug Inlet
- Temperature: 140°F
- Minimum pressure - 3000 psi
- Max pressure- 4000 psi



SCAN TO SEE IT IN ACTION!

PART NO.	DESCRIPTION	LIST PRICE
9.114-850.0	1/4" QC Inlet	\$50.64
9.118-393.0	Replacement Bottle	\$6.68

FOAMERS - SUTTNER ST-75/76 KITS



Clean with foam and save time as well as use half the chemical. Many sizes and variations available. Ask us for additional size options. Foam injector conveniently attaches after the pump and unloader on your pressure washer.



- ST-75 FOAM NOZZLE**
- PSI: 4000
 - Inlet 1/4"
 - Weight: .31 lbs.



- ST-76 FOAM NOZZLE**
- PSI: 3625
 - Inlet: 1/2"
 - Weight: 1.15 lbs.



- ST-160 INJECTOR**
- PSI: 5000
 - Stainless-steel Housing
 - Single Chemical
 - Inlet/Outlet: 3/8" F x M
 - Weight: .71 lbs.

PART NO.	DESCRIPTION	ORIFICE	LIST PRICE
9.113-063.0	Kit 1: ST-75 Nozzle & ST160 Injector	2.0-3.5	\$418.41
9.113-064.0	Kit 2: ST-75 Nozzle & ST160 Injector	4.0-5.5	\$418.41
9.113-065.0	Kit 3: ST-75 Nozzle & ST160 Injector	6.5-7.0	\$380.58
9.113-066.0	Kit 4: ST-76 Nozzle & ST160 Injector	7.5-8.5	\$995.96
9.113-067.0	Kit 5: ST-76 Nozzle & ST160 Injector	9.0-12.0	\$904.71

FOAMERS - LEGACY COMPACT



Generates a high-density clinging foam for extended dwell-time to increase chemical action.



- PSI: 2500
- GPM: 1.0 to 5.0
- Temperature: 195°F
- Stainless-steel, Aluminum and Brass
- 5" Long, 1" Diameter
- 4 and 6.5 Nozzle Included

PART NO.	DESCRIPTION	LIST PRICE
8.903-998.0	1/8" F Inlet	\$105.16
8.903-999.0	1/4" F Inlet	\$95.70

Note: Most cleaning chemicals perform best when applied at 120° - 150°F and can be applied as a foam by adding a foaming agent. See your chemical supplier to obtain the correct product.

FOAMERS - LAFFERTY AIRLESS 10/20 SS



- Machined Stainless-steel Construction
- Stainless-steel Chemical Check Valve & Quick Disconnects
- Temperature: 180°F Max
- Chemical Tube with Strainer: 10SS: 6" & 20SS - 10"
- Color-coded Metering Tips for up to 21 Dilution Ratios
- 0° nozzle for Increased Foam-throw Distance

PART NO.	DESCRIPTION	FLOW RATE @ 2000 PSI	LIST PRICE
8.749-908.0	10SS Combo	4.0 GPM	\$979.26
8.749-909.0	Foamer Kit Airless Model 20	6.0 GPM	\$941.43

FOAMERS - FOAM JET KIT



Long-distance foam applicator. Shoots over 20 feet of dense foam. Suction at 30 feet of height. Variable spray pattern.



- PSI: 5000
- GPM: 5.6
- Temperature: 140°F
- 1/4" Inlet
- 33' Tube

PART NO.	DESCRIPTION	LIST PRICE
8.750-296.0*	Foam Jet Kit, 5000 PSI, 5.6 GPM	\$200.30
8.750-429.0	Foam Repair Kit, O-Rings/ Stainless-Steel Filter	\$31.72
8.750-430.0	Foam Jet Repair Kit, Hose, Valve & Filter	\$95.70

*Includes tubing and fittings as shown



FOAMERS - ADJUSTABLE WITH TANK

Control the foam spray angle with the variable fan nozzle.



- PSI: 2600
- GPM: 5.3
- Temperature: 140°F
- Foam Control Adjustment Knob

PART NO.	DESCRIPTION	LIST PRICE
8.710-124.0	Adjustable Foamer with Tank	\$155.79

SPRAYERS - B&G POLY-MOLDED

3-gallon poly-molded sprayer with maximum chemical resistance.



- Heavy-Duty Design, Economical Price
- Blue Poly-Molded Tank
- Funnel Top Design for Ease-of-filling
- Braided, Reinforced Hose
- Durable Plastic Valve and Extension
- Pin-to-cone Spray Tip Fully Repairable
- Optional Flat-Fan Spray Tips
- Buna Gaskets and Seals

PART NO.	DESCRIPTION	LIST PRICE
8.697-172.0	Poly-molded Sprayer	\$159.52

SPRAYERS - HAND HELD



- Easy to Use
- Conical Spray Tip
- Pressure Relief Valve
- Handle-Action Piston Pump
- Easy Filling
- Ergonomic Handle

PART NO.	DESCRIPTION	LIST PRICE
8.760-568.0	Sprayer Hand Held .51 Gallon/2.0L	\$17.80
8.760-567.0	Sprayer Hand Held .32 Gallon/1.2L	\$15.58
8.760-569.0	Sprayer Pump Up 1.7 Gallon/6.5 L	\$47.85
8.760-570.0	Sprayer Pump Up 2.1 Gallon/8.0 L	\$55.64

ST-175 FOAM LANCE

- PSI: 5000
- GPM: 1-6
- Temperature: 212°F
- 1/4" FPT Inlet
- Length: 24"
- Weight: 2.7 Lbs.



PART NO.	DESCRIPTION	LIST PRICE
9.119-427.0	Foam Lance ST-175	\$618.72

LONG RANGE NOZZLE

- PSI: 4000
- GPM: 25-40



PART NO.	DESCRIPTION	LIST PRICE
9.119-520.0	30GPM Brass W/ Coating	\$24.48
9.119-521.0	25GPM Aluminum	\$24.48
9.119-522.0	40GPM Aluminum	\$24.48

QUICK CONNECT GUTTER CLEANER W/O NOZZLE


- Easy to Use
- QC 1/4" Fittings
- 4000 PSI



PART NO.	DESCRIPTION	LIST PRICE
9.119-388.0	Gutter Cleaner with QC (Nozzles not included)	\$31.16

HOT TOP KIT HEATING COILS

- Protects coil from rain and debris
- Configurations for vertical and horizontal orientation



PART NO.	DESCRIPTION	LIST PRICE
8.933-666.0	Fits 8"-10" vertical coils	\$126.00
8.933-924.0	Stainless Steel Hot Top Kit, Vertical, 8-10"	\$195.00
8.934-418.0	Stainless Steel Hot Top Kit, Horizontal, 16-18"	\$231.00

PRESSURE WASHER ACCESSORIES

DISINFECTANT - VITAL OXIDE

Vital Oxide is an EPA registered disinfectant and sanitizer with the following key attributes: Disinfection, Sanitizing, Odor Elimination, Eliminates SARS-CoV-2 (COVID-19), Carpet Sanitization, Allergen Removal, Kills Mold and Mildew, Parvo, Distemper, Tuberculous. Sanitizer dilution is NSF approved as a no rinse sanitizer for non-porous food contact surfaces. (US Only).



- pH: 8.0 - 9.0
- Color: Clear
- Scent: None
- Dilution: Disinfection: RTU
Carpet Sanitizing: 1 : 5
Sanitizing: 1 : 9
- Foam (1-5): 2
- Phosphate Free

PART NO.	DESCRIPTION	LIST PRICE
8.639-560.0	Vital Oxide, 6 x 32 oz	\$100.88
8.639-558.0	Vital Oxide, 4 x 1 gal	\$208.00
8.644-292.0	Vital Oxide, 5 gal	\$254.80
8.642-823.0	Vital Oxide, 15 gal	\$570.96
8.698-112.0	Vital Oxide, 55 gal	\$1,943.76

RAIN SUIT, 2 PIECE



- Heavy-duty, 2-ply Laminated Vinyl (25 mil)
- Jacket and Pants
- Bright Safety Yellow
- Vented for Air Flow

PART NO.	DESCRIPTION	LIST PRICE
8.704-666.0	Large	\$38.73
8.704-667.0	Extra Large	\$38.73

TAPE - TEFLON® THREAD SEALING



- Big 1/2" x 520" Roll
- Mil - Spec #T27730

PART NO.	DESCRIPTION	LIST PRICE
8.704-705.0	 Thread Sealing Tape	\$1.84

THREAD LOCK PRODUCTS



- Direct Replacement for Loctite® & Fel-Pro™ Products
- Excellent Lubricant
- Prevents Corrosion and Fretting
- NDTM Anaerobic Adhesives: Liquid Materials that Cure to a Solid, Chemical-resistant Plastic State when Air is Not Present

PART NO.	DESCRIPTION	LOCTITE® EQUIV	BOTTLE SIZE	LIST PRICE
8.704-644.0	Nut Grade™	242	10 ml	\$24.37
8.704-645.0	Nut Grade™	242	50 ml	\$74.56
8.704-646.0	Nut Grade™	242	250 ml	\$255.94
8.704-648.0	Stud Grade™	271	10 ml	\$25.15
8.704-649.0	Stud Grade™	271	50 ml	\$75.12
8.704-650.0	Penetrating Adhesive (Sealant)	290	10 ml	\$25.15

Nut Grade™ & Stud Grade™ are trademarks of the Oakland Corp. Loctite® is a registered trademark for the Loctite® Corp.

GLOVES - INDUSTRIAL DUTY

Industrial-grade gloves for most industry-needs – chemical, heat, abrasion protection.



BLACK PVC GLOVE

- 14" PVC Glove
- Lined with Cotton
- Good for Chemical Handling
- Resists alkalines, Acids
- Great as Sandblasting Gloves

PART NO.	DESCRIPTION	LIST PRICE
8.704-668.0	Glove, Work, Unlined, Leather	\$18.80
8.704-669.0	Black PVC Glove	\$15.13



HAND CLEANER - VICTOR WATERLESS COMMAND-O WITH PUMICE

A unique blend of natural citrus extract (limonene), aloe vera, glycerine, and lanolin, plus medication creates Command-O. Command-O combats the toughest cleaning task including grease, ink, tar, paint, dirt and stains.



- Conditioning agents protect hands and prevent drying, chapping and cracking
- Perfect for those whose hands are exposed to harsh, dirty working conditions
- No petroleum-based solvents

PART NO.	DESCRIPTION	LIST PRICE
8.704-635.0	1 gal	\$47.18

SCALEMASTER

Coil descaler.



- 12 X 2 Lbs.

PART NO.	DESCRIPTION	LIST PRICE
8.759-762.0	Scalemaster Descaler	\$453.44

HOSE REELS - LEGACY STACKABLE

Hose reels built specifically for contractors who require flexibility on a job site. Stackable reels are supported on both sides of the central hub to accommodate more aggressive applications, such as trailer-mounted.



200' Mild Steel Stackable Hose Reel

100' Mild Steel Stackable Hose Reel

- Integrated frame adds protection and stacking ability
- Stack up to 3 high
- Heavy-duty powder-coated steel or stainless steel
- Reel and swivel rated up to 6000 PSI and 350°F
- Modular design is able to configure for various needs
- Reversible hand-crank and swivel




Options



Reel Cart System



Hose Reel Riser



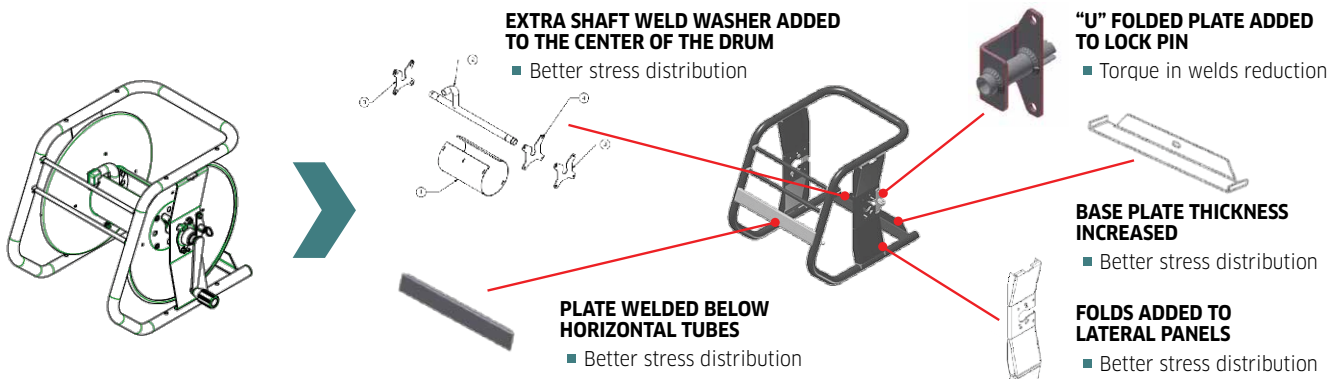
Hose Guide

PART NO.	DESCRIPTION	LIST PRICE
9.801-767.0	Stackable Hose Reel, Mild Steel, 100'	\$607.59
9.801-768.0	Stackable Hose Reel, Mild Steel, 200'	\$659.89

OPTIONS

8.923-415.0	Hose Guide, 100' Reel	\$146.89
8.923-427.0	Hose Guide, 200' Reel	\$162.47
8.923-416.0	Hose Reel Riser	\$244.82
8.923-918.0	Reel Cart System	\$241.48

NOTE: Hose not included



HOSE REELS - LEGACY PIVOT & FIXED BASE



Legacy hose reels were designed for ease of use and durability in commercial pressure washer applications. Offering 100' and 200' reels in both a fixed base and 360 degree rotating base. The oversized reel holds the advertised length plus leaves additional space reducing the difficulty of reeling hose. The unique extended swivel improves the hose connection and reduces hose wear and stress.



- PSI: 5000
- Temperature: 325°F
- 100' - 200' Fixed Base
- 100' - 200', 360° Rotating Base
- High-Pressure, Double-Seal Swivels
- Reels equipped for 3/8" hose. Easily convertible to 1/2" hose with the change to a 1/2" swivel
- 2-Year Warranty

Fixed Base Reel

Trailer Mount Reel

360° Pivot Reel

Bracket Sockets




Universal Mount

Skid Mount

Wall Mount

Base Mount

Non-Pivot Reel Brackets



Universal

90°

45°

Vertical

PART NO.	DESCRIPTION	LIST PRICE
8.750-485.0	S Pivot Reel, 100' x 3/8"	\$556.00
8.750-482.0	S Pivot Reel, 200' x 3/8"	\$620.00
8.750-476.0	S Fixed Based, 100' x 3/8"	\$432.00
8.750-479.0	S Fixed Based, 200' x 3/8"	\$450.68
8.934-216.0	Hose Reel, Trailer Mount, 100'	\$553.06
8.920-143.0	Hose Reel, Trailer Mount, 200'	\$619.83
8.919-430.0	Universal Mount	\$124.00
8.919-794.0	Skid Mount	\$162.47
8.919-437.0	Wall Mount	\$62.50
8.919-434.0	Base Mount	\$61.77
8.919-072.0	Bracket, Universal	\$90.14
8.919-445.0	S Bracket, 90°	\$38.83
8.919-441.0	Bracket, 45°	\$40.28
8.919-448.0	Bracket, Vertical	\$40.28
9.121-043.0	Handle, Replacement	\$39.95

NOTE: Hose not included

HOSE REELS - LEGACY SWIVELS



- PSI: 5000
- Innovative Design
- Stainless-Steel Rotor
- Unique Dual Seal for Extra Long Life
- 2-Year Warranty
- O-Rings; BUNA-N



- PSI: 5000
- Limits Bend and Hose Stress
- Stainless-Steel Rotor
- Unique Dual Seal for Extra Long Life
- 2-Year Warranty
- O-Rings; BUNA-N

PART NO.	INLET X OUTLET	LIST PRICE
SWIVEL		
9.118-021.0	1/2" M x 3/8" F	\$94.04
8.776-003.0	S 3/8" F x 1/2" F	\$94.04
9.118-023.0	3/8" M x 3/8" F	\$94.04
9.118-024.0	3/8" F x 3/8" F	\$94.04
9.118-025.0	1/2" M x 1/2" F	\$94.04
9.118-026.0	1/2" F x 1/2" F	\$94.04
9.118-027.0	3/8" M x 1/2" F	\$94.04
9.118-028.0	1/2" F x 3/8" F	\$94.04
UNIVERSAL REPAIR KIT		
8.776-001.0		\$31.72

PART NO.	INLET X OUTLET	LIST PRICE
EXTENDED SWIVELS		
9.118-020.0	1/2" M x 3/8" F	\$108.50
9.118-029.0	1/2" F x 3/8" F	\$108.50
9.118-030.0	3/8" M x 3/8" F	\$108.50
9.118-031.0	3/8" F x 3/8" F	\$108.50
9.118-034.0	1/2" F x 1/2" F	\$108.50
9.118-035.0	1/2" M x 1/2" F	\$108.50
9.118-032.0	3/8" F x 1/2" F	\$108.50
9.118-033.0	3/8" M x 1/2" F	\$109.62
UNIVERSAL REPAIR KIT		
8.776-001.0		\$31.72



HOSE REELS - AP

AP hose reels have been designed to perfectly balance ruggedness and durability with affordability.



- Working PSI: 4000
- Rated Temperature: 225°F
- 3/8" or 1/2" Inlet / Outlet
- Flared Flanges for Maximum Capacity
- Solid Center Core for Maximum Strength
- Rolled, Beaded-Edge Flanges for Maximum Safety
- Easy Mounting Options for Maximum Versatility
- "Posi-Pin" Lock Prevents Unwanted Dereeling
- Heavy-Duty Powder-Coated Steel
- Easy Access External Swivel

PART NO.	HOSE DIAMETER	CAPACITY (FT)	CORE WIDTH	FLANGE WIDTH	FLANGE DIAMETER	OVERALL HEIGHT	LIST PRICE
8.711-192.0	3/8"	50	4.3	7.9	10.5	13"	\$184.00
9.804-067.0	3/8"	100	8.7	12.2	10.5	13"	\$200.00
8.711-199.0	3/8"	150	6.3	10.2	13.0	16.7"	\$263.73
9.120-712.0	Replacement Bushing, #4 for 8.711-199.0						\$2.00
8.711-201.0	1/2"	100	6.3	10.2	13.0	16.7"	\$214.77
8.712-460.0	Replacement Swivel for Part No. 8.711-192.0 and 9.804-067.0						\$71.22
8.712-469.0	Replacement Swivel for Part No. 8.711-199.0						\$66.77
8.754-280.0	Replacement Swivel for Part No. 8.711-201.0						\$125.75
8.700-188.0	Replacement Handle						\$7.62
SWIVEL REPAIR KITS							
8.900-855.0							\$9.52

Note: Hose is not included. See page 51 for connector hose.



- Working PSI: 4000
- Rated Temperature: 225°F
- Super-Reinforced Core - Won't Collapse!
- Adjustable Brake for Controlled Reel Tension
- Convenient External Swivel
- Manual Rewind Handle Included
- Solid Core Bolts on to Flanges for Extra Strength
- Snap-Lock to Prevent Accidental Dereeling
- Bearings Have Oil Cap for Easy Field Maintenance

PART NO.	HOSE DIAMETER	CAPACITY (FT)	REEL SIZE WIDTH	REEL SIZE DIAMETER	LIST PRICE
8.711-179.0	3/8"	90	6"	14"	\$435.10
8.711-180.0	3/8"	140	10"	14"	\$482.96
8.711-181.0	3/8"	200	14"	14"	\$526.35
8.711-182.0	3/8"	150	6"	18"	\$541.93
8.711-183.0	3/8"	300	10"	18"	\$495.20
8.711-184.0	3/8"	350	14"	18"	\$520.79
8.711-190.0	1/2"	270	14"	18"	\$534.14
8.715-921.0	Replacement Brake for Part No. 8.711-182.0 and 8.711-183.0				\$537.48

NOTE: Hose is not included. Interchangeable parts available. Call for pricing. See page 51 for connector hose.

PART NO.	HOSE DIAMETER	DESCRIPTION	LIST PRICE
8.700-287.0	3/8"	Swivel Repair Kit	\$42.85
8.700-285.0	1/2"	Swivel Repair Kit	\$36.84
8.900-855.0*		Swivel Repair Kit	\$9.52

*For Round Swivels. Replacement Swivels, See page 56-57.

NEW OFFERING HOSE REEL SPRING RETRACTABLE



- Max Temp: 60°C/140°F
- Max pressure: 3650 psi
- Hose Capacity: 3/8" x up to 65 ft
- 40 lbs.
- Inlet 3/8" female

PART NO.	DESCRIPTION	LIST PRICE
8.760-573.0	Hose reel spring retractable 3/8" x 60'	\$432.28
9.121-101.0	Ball Stop, Replacement for 8.760-573.0	\$3.55
9.121-102.0	Swivel Replacement for 8.760-573.0	\$20.82

HOSE REELS - COXREELS

Coxreels offer high performance in a very compact and lightweight hand crank or spring-driven hose reel. Perfect for mobile application and permanent floor and wall mount.



8.711-858.0



8.725-347.0



9.802-265.0



**8.723-649.0
(Hose and Ball Stop Not Included)**

- Rated Up to 4000 PSI
- Temperature: -20°F to 225°F
- Adjustable Drag Brake
- 90° Brass Swivel
- Spring Driven Hose Reel
- Lightweight, Compact Design
- Adjustable Drag Break
- Sturdy U-Shaped Frame
- PSI: Up To 4000
- Rolled edges and ribbed discs provide strength and safety
- Pro-Grade Heavy-Duty Steel
- 2-Year Mfg Limited Warranty

PART NO.	DESCRIPTION	PSI	LIST PRICE
8.711-858.0	200' x 1/2" (300' x 3/8" with Adapter)	3000	\$735.56
8.725-347.0	100' x 3/8" - Fixed base hose reel	4000	\$186.95
8.711-860.0	\$100' x 3/8" - Challenger - Hand Crank Reel	4000	\$467.38
9.802-265.0	\$150' x 3/8" - Challenger - Hand Crank Reel	4000	\$500.76
8.723-649.0	50' x 3/8" - HPL Series - Spring Driven Reel	4000	\$1,207.39
8.723-718.0	100' x 3/8" - HPL Series - Spring Driven Reel	3000	\$1,719.28
8.711-591.0	Handle Replacement		\$92.92
8.711-588.0	Locking Pin Assembly		\$59.54
8.705-132.0	1/2" to 3/8" Adapter for 8.711-858.0		\$2.84
8.750-020.0	Ball Stop for 8.723-649.0		\$24.03
8.711-585.0	Replacement Swivel, 3/8"		\$144.66
8.711-584.0	Replacement Swivel, 1/2"		\$200.30
8.750-832.0	Replacement Swivel for 8.723-649.0		\$334.91
8.711-587.0	Swivel Repair Kit, 3/8"		\$34.28
8.711-590.0	Swivel Repair Kit, 1/2"		\$28.04
9.118-954.0	Kit Hose Reel Handle		\$12.05



HOSE REELS - GENERAL PUMP A-FRAME HOSE REELS

- Working PSI: 5000
- Rated Temperature: 250°F
- 1/2" NPT-F Inlet / Outlet
- Heavy Duty Powder Coated Steel
- Jumper/Pigtail Hose Not Included
- Stainless Steel Swivel Included



9.112-948.0



9.112-952.0
(reel not included)



9.112-955.0
(reel not included)



9.112-951.0
(reels not included)



PART NO.	DESCRIPTION	PSI	LIST PRICE
9.112-948.0	DHRA50150, 150' x 3/8" Black Steel A-frame Hose Reel with Stainless-steel Swivel	5000	\$539.71
9.112-949.0	DHRA50300, 300' x 3/8" Black Steel A-frame Hose Reel with Stainless-steel Swivel	5000	\$467.38
9.112-950.0	DHRA50450, 450' x 3/8" Black Steel A-frame Hose Reel with Stainless-steel Swivel	5000	\$622.06
ACCESSORIES			
9.112-951.0	Hose Reel Stacking Kit, DHRA50150 A-frame c/w 150'/300' Cross Bracket		\$127.97
9.112-952.0	Hose Guide Kit, DHRA50150 A-frame Hose Reel (reel not included)		\$206.98
9.112-953.0	Hose Guide Kit, DHRA50300 A-frame Hose Reel (reel not included)		\$217.00
9.112-954.0	Hose Guide Kit, DHRA50450 A-frame Hose Reel (reel not included)		\$238.14
9.112-955.0	Hose Reel Cart, A-frame (150', 300', 450') Complete with DP80052 10" Solid PU Wheels (cart only)		\$401.72
9.114-894.0	Kit Motor, Drive, Rings DHRA Rewind		\$1,135.06
9.114-895.0	KIT, Motor, Controller, DHRA		\$975.93
9.117-044.0	Hose Reel pin kit for AFrameGP reels		\$18.02
9.117-520.0	KIT, Brake SS DHRA Reel		\$27.37
9.121-119.0	Assy., Crank Folding for DHRA Reels		\$35.00
9.120-713.0	Handle, Replacement for A-frame Reels		\$45.34
9.120-850.0	Pillow Block for DHRA Hose Reel		\$11.50

HOSE REELS - STAINLESS STEEL HANDHELD AND A-FRAME HOSE REELS



- Working PSI: 5000
- Rated Temperature: 250°F
- 1/2" NPT-F Inlet / Outlet
- Heavy Duty Powder Coated Steel
- Jumper/Pigtail Hose Not Included
- Stainless Steel Swivel Included

PART NO.	DESCRIPTION	PSI	LIST PRICE
9.118-464.0	Hose Reel, 5000 PSI Handheld SS Frame 100' X 3/8"	5000	\$445.12
9.118-465.0	Hose Reel, 5000 PSI - 150' X 3/8" Stainless	5000	\$1,112.80
9.118-466.0	Hose Reel, 5000 PSI - 300' X 3/8" Stainless	5000	\$1,247.45
9.118-467.0	Hose Reel, 5000 PSI - 450' X 3/8" Stainless	5000	\$1,350.94

NEW OFFERING

GP INDUSTRIAL HOSE REEL



- Working PSI: 5000
- Rated Temp. 250 deg.
- Inlet 3/8"NPT-M - Outlet 3/8" NPT-F
- Solid Steel Powder Coated finish
- Direct Hand Crank with Lock Pin

PART NO.	DESCRIPTION	PSI	LIST PRICE
9.120-844.0	Hose Reel, 5000 PSI 100' X 3/8"	5000	\$430.00

NEW OFFERING

GP PROFESSIONAL HOSE REEL - STAINLESS STEEL



- 5,000 PSI swivel w/ internal ball bearings
- Heavy duty stainless steel construction
- One-piece welded drum
- Robust folding handle
- Direct hand-crank rewind with locking pin
- Comes with (2) 1/2" to 3/8" adapters
- High-pressure stainless steel core tube

PART NO.	DESCRIPTION	PSI	LIST PRICE
9.120-727.0	Hose Reel, 5000 PSI 150' X 1/2" and 3/8" adapters	5000	\$775.00

HOSE REELS - GENERAL PUMP SWIVELS



9.112-946.0

PART NO.	DESCRIPTION	PSI	DESCRIPTION	MATERIAL	LIST PRICE
9.112-944.0	Swivel (D30001/02 / DHRWM50200)	4000	3/8"	Brass	\$79.57
9.112-945.0	Swivel, Hex Outlet with Arm (DHR50100, DHR50150, 2100357)	5000	3/8" NPT-F	Brass	\$160.24
9.112-946.0	Swivel, A-frame Hose Reels 440A, Bearing with Zerk Fitting, Electro-polished Surface, Viton Seals	5000	1/2" NPT	Stainless-steel	\$192.51
9.112-947.0	Swivel, A-frame Hose Reels 440A, Bearing with Zerk Fitting, Electro-polished Surface, Viton Seals	5000	3/8" NPT-F	Stainless-steel	\$192.51
9.114-676.0	Repair Kit for DHRA Hose Reel Swivel				\$46.52

PROMOTE **YOUR BRAND!**

CALL YOUR SALES REP FOR DETAILS AND PRICING



Private Label Trigger Gun

- PSI: 5000 ■ Max Temp: 300°F
- GPM: 12
- **Spraymart** covers all set up fees
- Lead times vary, ask your representative

\$Dealer must supply A.I. (Adobe Illustrator) logo and select background color for insert. If you know the PMS or Pantone color you'd like, let us know, otherwise choose red, blue, gray, green, yellow, orange, etc.

PN: 9.113-082.0 (Base part number)*



Legacy Private Label Fuel/ Water Separator

- 10 Micron Filtration
- Spin-On Convenience
- Water-Separation Chamber
- 1/4" FPT Inlet / Outlet
- Easy Drain Water / Sediment Bowl

PN: 8.725-306.0 (Base part number)*

*A new part number will be created for Private Label items

**OTHER PRODUCTS
INCLUDE:
HOSES, COUPLERS AND
FILTERS. ASK YOUR
SPRAYMART REP FOR
MORE INFO!**

ORDER TODAY! Contact your Spraymart Account Representative:
1-800-752-0177

For other private labeled parts and accessories available through Spraymart,
just ask your Spraymart Sales Rep!

NEW OFFERING **LEGACY "BEST" SPRAY GUN** 


Ergonomically designed to be the most comfortable gun on the market.



- PSI: 5000
- GPM: 12
- Temperature: 300°F
- 3/8" FPT Inlet x 1/4" FPT Outlet
- Weight: 21 oz.



SCAN TO SEE IT IN ACTION!



PART NO.	DESCRIPTION	LIST PRICE
8.751-213.0 	"Best" Spray Gun	\$76.23
8.701-673.0	Unitized Valve Kit	\$23.93

LEGACY "INDUSTRIAL" SPRAY GUN 

Featuring a comfortable grip to reduce user fatigue.



- PSI: 5000
- GPM: 10.4
- Temperature: 300°F
- 3/8" FPT Inlet x 1/4" FPT Outlet
- Weight: 19.84 oz.

PART NO.	DESCRIPTION	LIST PRICE
8.751-214.0 	"Industrial" Spray Gun	\$57.87
8.751-119.0 	Valve Kit	\$29.93

MV925 TRIGGER GUN

Economical easy pull trigger gun.



- PSI: 4500
- GPM: 8
- Temperature: 320°F
- 3/8" FPT Inlet x 1/4" FPT Outlet
- Weight: 16.08 oz.

PART NO.	DESCRIPTION	LIST PRICE
8.754-907.0	MV925	\$36.50

M407 TRIGGER GUN



- PSI: 4000
- GPM: 7
- Temperature: 250°F
- 3/8" FPT Inlet x 1/4" FPT Outlet
- Weight: 13.4 oz.

PART NO.	DESCRIPTION	LIST PRICE
8.750-247.0	M407 Trigger Gun	\$43.00

ECONOMY TRIGGER GUN 



- PSI: 5000
- GPM: 12
- Temperature: 300°F
- 3/8" Female Inlet x 1/4" Outlet
- Weight: 23 oz.
- Private Label this Gun
Ask your sales rep

PART NO.	DESCRIPTION	LIST PRICE
9.113-082.0	A+ Trigger Gun	\$39.84
9.113-100.0	Unitized Valve Kit	\$16.36

RELAXED TRIGGER GUN



- PSI: 5000
- GPM: 12
- Temperature: 300°F
- 3/8" Female Inlet x 1/4" Outlet
- Weight: 23 oz.
- Private Label this Gun
Ask your sales rep

PART NO.	DESCRIPTION	LIST PRICE
9.117-659.0	A+ Gun with Stainless Steel Swivel Inlet	\$44.06

CERAMIC UNITIZED BALL VALVE 



- Ceramic Ball
- Highly Resistant Against Nearly All Soaps and Acids
- Fits in ST-2300, 2305, 2605, 2700 Spray Guns as a Repair Kit

PART NO.	DESCRIPTION	LIST PRICE
8.749-907.0	Ceramic Unitized Ball Valve	\$75.67

ADJUSTABLE WASHDOWN GUNS

Adjustable washdown gun offers a powerful rinse, ideal for car washes or industrial environments. The latch-trigger lock ensures long-duration cleaning is effortless, while the durable construction ensures it will stand up to daily abuse in professional applications..



- PSI: 350
- GPM: 16
- Temperature: 195°F
- 1/2" NPT Female



PART NO.	DESCRIPTION	LIST PRICE
9.119-384.0	Blue Washdown Gun 350 PSI Adj. Nozzle Brass	\$68.99
9.119-385.0	White Washdown Gun 350 PSI Adj. Nozzle SS	\$199.19
9.119-843.0	Repair Kit for 9.119-384.0, Softwash Gun, Brass	\$14.75
9.119-844.0	Repair Kit for 9.119-385.0, Softwash Gun, SS	\$21.14



GIANT TRIGGER GUNS

The original "heavy-weight".



21290C

- PSI: 5000
- GPM: 10
- Temperature: 300°F
- 3/8" FPT Inlet x 1/4" FPT Outlet
- Weight: 29.28 oz.

PART NO.	DESCRIPTION	LIST PRICE
8.710-394.0	 21290C - Brass Outlet	\$76.78
8.710-392.0	 21250B - Stainless-Steel Outlet	\$95.15
8.722-172.0	Repair Kit for Giant 212990C and 21250B	\$20.03

ST-2720 SUTTNER TRIGGER GUN

Designed for operators and applications with longer periods of cleaning time. Featuring the Relax-Action™ German engineered technology reduces trigger pulling force by 40% and holding force up to 90% compared to usual competitors spray gun.



- PSI: 1800
- GPM: 21.0
- Temperature: 300°F
- 3/8" Female NPT Inlet x 1/4" Female NPT Outlet
- Weight: 20 oz.

PART NO.	DESCRIPTION	LIST PRICE
8.723-667.0	ST-2720 Gun	\$405.06

ST-2305 SUTTNER TRIGGER GUN

Easy pull trigger.



- PSI: 5000
- GPM: 12
- Temperature: 300°F
- 3/8" FPT Inlet x 1/4" FPT Outlet
- Weight: 16.22 oz.

PART NO.	DESCRIPTION	LIST PRICE
8.758-457.0	ST-2305 Spray Gun, Safety Orange	\$78.46

ST-810 SUTTNER TRIGGER GUN

Excellent for truck and fleet washing applications.



- PSI: 2000
- GPM: 8
- Temperature: 320°F
- 3/8" FPT Inlet x 1/4" FPT Outlet
- Weight: 19.5 oz.


PART NO.	DESCRIPTION	LIST PRICE
8.710-372.0	ST-810 Gun	\$65.66

ST-2605 SUTTNER TRIGGER GUN

Relax action design.



- PSI: 5000
- GPM: 12
- Temperature: 300°F
- 3/8" FPT Inlet x 1/4" FPT Outlet
- Weight: 21 oz.

PART NO.	DESCRIPTION	LIST PRICE
8.710-376.0	ST-2605	\$93.48
8.701-673.0	 Unitized Valve	\$23.93

ST-2305 SUTTNER TRIGGER GUN

Extreme durability with easy pull trigger and ceramic ball in valve for higher chemical resistance.



- PSI: 5000
- GPM: 12
- Temperature: 300°F
- 3/8" FPT Inlet x 1/4" FPT Outlet
- Weight: 21 oz.

PART NO.	DESCRIPTION	LIST PRICE
8.710-386.0	ST-2305	\$83.46
8.701-673.0	Unitized Valve	\$23.93
8.701-674.0	Unitized Weep Valve	\$30.83

ST-2000 SUTTNER TRIGGER GUN **SUTTNER**

15° offset angle thru gun for easier overhead use. The handle style for "Big Hands".



- PSI: 5000
- GPM: 10.4
- Temperature: 300°F
- 3/8" FPT Inlet x 1/4" FPT Outlet
- Weight: 26 oz.

PART NO.	DESCRIPTION	LIST PRICE
8.710-388.0	ST-2000	\$72.33
8.751-119.0	Unitized Valve - 5000 PSI	\$29.93
8.701-665.0	Unitized Weep Valve	\$56.20

ST-1500 SUTTNER TRIGGER GUN **SUTTNER**

The perennial favorite for general pressure washer applications.



- PSI: 5000
- GPM: 10.4
- Temperature: 300°F
- 3/8" FPT Inlet x 1/4" FPT Outlet
- Weight: 20.5 oz.

PART NO.	DESCRIPTION	LIST PRICE
8.710-384.0	S ST-1500	\$65.50
8.710-385.0	ST-1500 with Weep	\$70.67
8.751-119.0	Unitized Valve - 5000 PSI	\$29.93
8.701-665.0	Unitized Weep Valve	\$56.20

ST-2700 SUTTNER TRIGGER GUN **SUTTNER**

Relax action design, stainless-steel gun.



- PSI: 5000
- GPM: 12
- Temperature: 300°F
- 3/8" FPT Inlet x 1/4" FPT Outlet
- Weight: 21 oz.

PART NO.	DESCRIPTION	LIST PRICE
8.710-389.0	ST-2700	\$240.36
8.701-658.0	Unitized Valve	\$55.64

ST-2315 SUTTNER TRIGGER GUN **SUTTNER**

Extreme durability with easy pull trigger.



- PSI: 5000
- GPM: 12
- Temperature: 300°F
- 3/8" FPT Inlet x 1/4" FPT Outlet
- Weight: 20.8 oz.

PART NO.	DESCRIPTION	LIST PRICE
9.106-073.0	ST-2315, Ceramic Ball Valve for Chemical and Acid Resistance	\$119.07

KÄRCHER EASY!FORCE TRIGGER GUN **KÄRCHER**

North American Model.



- PSI: 4350
- GPM: 7.5
- Temperature: 311°F
- 3/8" FPT Inlet x 1/4" FPT Outlet

PART NO.	DESCRIPTION	LIST PRICE
8.756-481.0	Karcher EASY!Force Gun	\$116.00

SUTTNER TRIGGER GUN **SUTTNER**

15° offset angle thru gun for easier overhead use.



- PSI: 4000
- GPM: 12
- Temperature: 300°F
- 3/8" FPT Inlet x 1/4" FPT Outlet
- Weight: 23 oz.

PART NO.	DESCRIPTION	LIST PRICE
8.710-370.0	ST-601	\$74.01
8.751-119.0	Unitized Valve - 5000 PSI	\$29.93

ML320

Excellent light-duty gun.



- PSI: 2320
- GPM: 6.6
- Temperature: 212°F
- 1/4" M Inlet x 1/4" F Outlet
- Weight: 8.82 oz.

PART NO.	DESCRIPTION	LIST PRICE
8.757-839.0	ML320	\$39.40

GP LOCKING TRIGGER GUN

Rear Entry Spray Gun, Locking Trigger.



- PSI: 5000
- GPM: 10.5
- Temperature: 320°F
- 3/8" NPT-F Inlet x 1/4" NPT-F Outlet
- Weight: 22.4 oz.

PART NO.	DESCRIPTION	LIST PRICE
9.113-653.0	DGE5010SL	\$65.10
9.121-077.0	DGE5010 (Non-locking)	\$42.00

SPRAY GUN ST-510



- PSI: 362
- GPM: 8

PART NO.	DESCRIPTION	LIST PRICE
9.118-902.0	Soft Wash Spray Gun	\$51.19

PA LINEAR GUN

Ergonomic design minimizes fatigue for operator.



- PSI: 4500
- GPM: 10.5
- Temperature: 320°F
- 3/8" FPT Inlet x 1/4" FPT Outlet
- Weight: 19.2 oz.

PART NO.	DESCRIPTION	LIST PRICE
8.752-080.0	PA Linear Gun	\$87.91
9.801-398.0	PA Linear Gun Repair Kit	\$21.81

BIG GUN



Model RL204

- PSI: 3200
- GPM: 53
- Temperature: 210°F
- 3/4" FPT Inlet x 1/2" FPT Outlet
- Weight: 47.5 oz.



Model RL84 "Big Black Gun"

- PSI: 7250
- GPM: 21
- Temperature: 210°F
- 1/2" Stainless-Steel FPT Inlet / Outlet
- Weight: 60.3 oz.

PART NO.	DESCRIPTION	LIST PRICE
8.740-165.0	Model RL204	\$417.30
8.749-327.0	Repair Kit - Model RL204	\$313.81
8.710-445.0	Model RL84	\$411.74
8.750-459.0	Repair Kit - RL84	\$275.97

PA TRIGGER GUN

Great for truck and fleet wash.



- PSI: 3200
- GPM: 8
- Temperature: 320°F
- 3/8" FPT Inlet x 1/4" FPT Outlet
- Weight: 10 oz.

PART NO.	DESCRIPTION	LIST PRICE
8.710-440.0	RL20	\$58.98

Compact feel for smaller hands.



- PSI: 5000
- GPM: 10.5
- Temperature: 320°F
- 3/8" FPT Inlet x 1/4" FPT Outlet
- Weight: 26 oz.

PART NO.	DESCRIPTION	LIST PRICE
8.710-377.0	RL30-YG5000	\$89.02
8.704-616.0	Repair Kit	\$36.94



- PSI: 5000
- GPM: 10.5
- Temperature: 320°F
- 3/8" FPT Inlet x 1/4" FPT Outlet
- Weight: 27.5 oz.

PART NO.	DESCRIPTION	LIST PRICE
8.710-378.0	Vega 5000	\$85.13
8.704-615.0	Repair Kit	\$29.93

Easy pull and easy to hold with matching blue lance.



RL-56 Gun

- PSI: 5650
- GPM: 8
- Temperature: 320°F
- 3/8" FPT Inlet x 1/4" FPT Outlet
- Weight: 23.3 oz.
- Blue Vent Grip, Stainless-steel Lance has 1/4" BSP Threads



40" Stainless-Steel Blue Grip Lance

PART NO.	DESCRIPTION	LIST PRICE
8.710-446.0	RL-56 Blue Gun	\$154.68
8.710-645.0	40" Stainless-Steel Lance, blue vent grip (with nozzle protector)	\$140.21
8.704-610.0	Repair Kit, RL-55/RL-56	\$29.05

TRIGGER GUN - RB65 WASH GUN

Low-pressure spray gun with straight jet and adjustable cone from the trigger with adjustable screws to alter cone angle wideness from 0° to 60°.



- PSI: 350
- GPM: 16.0
- Temperature: 195°F
- Completely Sealed
- Ergonomic
- Adjustable Jet Cone
- Trigger Protection
- Brass Body
- Inlet Connection Swivel

PART NO.	DESCRIPTION	LIST PRICE
8.710-449.0	PA RB65 with Swivel	\$211.43
8.710-448.0	PA RB65 No Swivel	\$192.51
9.114-478.0	PA RB65 Stainless Steel w/ Swivel (RED)	\$217.21
8.751-896.0	RB 65 Trigger Gun Seal Kit- KIT 2	\$109.62

TRIGGER GUN - CLASSIC G3/8 155°C



- PSI: 4350
- GPM: 10.5
- Temperature: 311°F
- 20 oz.

PART NO.	DESCRIPTION	LIST PRICE
4.760-846.0	Trigger gun Classic	\$63.13

OPEN GUNS

Flow through design offers less downtime for repair

AP1000 OPEN GUN

Durable glass reinforced handle. Tubular flow-thru intervals for high pressure and efficiency.



- PSI: 4000
- GPM 12
- Temperature: 300°F
- 3/8" FPT Inlet x 1/4" FPT Outlet
- Weight: 16.7 oz.

PART NO.	DESCRIPTION	LIST PRICE
8.710-396.0	AP1000 Open Gun	\$44.06
8.750-951.0	AP1000 Weep Gun with Blue, Lock	\$70.67

MV 925 OPEN GUN

Just plain comfortable!



- PSI: 4060
- GPM 8
- Temperature: 300°F
- 3/8" FPT Inlet x 1/4" FPT Outlet
- Weight: 12.3 oz.

PART NO.	DESCRIPTION	LIST PRICE
8.754-988.0	MV925 without trigger	\$35.06

AP DUMP GUN

Water continues to run through the tube even when trigger gun is closed.



- PSI: 3000
- GPM: 10.5
- Temperature: 140°F
- 3/8" FPT Inlet x 1/8" FPT Outlet

PART NO.	DESCRIPTION	WEIGHT	LIST PRICE
8.710-405.0	Dump Gun 16" Lance	\$45.15 oz.	\$174.71
8.710-406.0	Dump Gun 40" Lance	\$59.61 oz.	\$199.19
8.704-169.0	Repair Kit		\$44.18

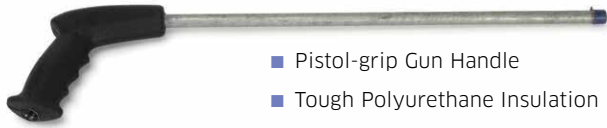
DUMP GUN- SJ3000



- Industrial duty dual-barrel.
- PSI: 3000
- GPM: 10
- Temperature: 300°F
- 3/8" FPT Inlet x 1/4" FPT Outlet
- Includes: QC Socket at Inlet and QC Plug at Outlet

PART NO.	DESCRIPTION	LIST PRICE
8.710-408.0	Dump Gun with 36" Barrel	\$556.40
8.700-311.0	Repair Kit	\$87.36

FLOW-THRU GUN



"Full" Grip

- Pistol-grip Gun Handle
- Tough Polyurethane Insulation
- Cushion Grip
- Full Grip or Slimline Handle

PART NO.	DESCRIPTION	LIST PRICE
8.710-400.0	Full Black Grip 3/8" FPT x 1/4" FPT	\$55.09
GUN HANDLE WITH 18" LANCE		
8.710-403.0	Slim Red Grip 1/4" M x 1/4" F	\$51.41
8.710-404.0	Full Red Grip 3/8" F x 1/4" M	\$71.22

DUAL LANCES

Dual lances allow for easy switching between high pressure cleaning and low pressure chemical application (chemical injector required). Stainless steel pipes give increased life when applying variable Ph products.

DUAL LANCES

Interpump Dual Lance. Excellent for downstream injector and zinc-plated for chemical resistance.



36" Standard Dual Lance
8.710-612.0



36" Dual Vented Lance
9.114-032.0



Dual Lance	Deluxe Dual Lance	Dual Vented Lance
■ PSI:4050	■ PSI:4050	■ PSI: 4050
■ GPM: 10.5	■ GPM: 10.5	■ GPM: 10.5
■ Temp: 284°F	■ Temp: 284°F	■ Temp: 284°F
■ Side Handle Valve Adjustment	■ Side Handle Valve Adjustment	■ 1/4" QC Nozzle Holder
■ 1/4" Male Inlet	■ 1/4" Male Inlet	■ 1/4" Soap Nozzle included
■ 1/4" Dual Outlet	■ 1/4" Dual Outlet	■ 1/4" MPT inlet *(Does not include male inlet QC
	■ 1/4" QC Brass Coupler, Brass Soap Nozzle	

PART NO.	DESCRIPTION	LIST PRICE
DUAL LANCE		
8.710-612.0	36" Standard	\$175.82
8.710-621.0	72" Extended	\$223.67
DELUXE DUAL LANCE		
8.904-281.0	72" Deluxe Extended	\$265.96
DUAL VENTED LANCE		
9.114-032.0	36" Dual Vented	\$107.39
REPAIR KIT		
8.900-135.0	Valve Repair Kit	\$78.46

ST-1500H OPEN GUN



- PSI: 5000
- GPM 10.4
- Temperature: 300°F
- 3/8" FPT Inlet x 1/4" FPT Outlet
- Weight: 20.5 oz.

PART NO.	DESCRIPTION	LIST PRICE
8.710-383.0	ST-1500 Open Gun	\$38.50

DUAL LANCES

Premium dual lance with stainless-steel inset.




AL344LS-VP Lance
8.710-722.0



AL 333 Basic Lance
8.710-724.0

AL 333 Basic Lance	AL344LS VP Lance
■ 3650 PSI	■ 4000 PSI
■ GPM: 10.5	■ GPM: 10.5
■ Temperature: 300°F	■ Temperature: 302°F
■ 1/4" Male Inlet	■ 1/4" Male Inlet
■ 1/4" F NPT Dual Outlets	■ Stainless Steel Seat & 40" Vented Grip
■ 40" Molded Grip	■ 1/4" Stainless-steel Tubes
■ 1/8" Zinc-plated Tubes	■ 1/4" & 1/8" F NPT Dual Outlets
	■ (QC nozzles not included)
	AL344LS VPKIT - Premium
	■ Includes: 1/4" QC& Soap Nozzle, Nozzle Protector and Valve Cover
	AL344LS VPKIT - Standard
	■ Nozzle Protector and Valve Cover only



PART NO.	DESCRIPTION	LIST PRICE
DUAL LANCE		
8.710-724.0	40" AL333 Basic Dual Lance	\$93.48
8.710-722.0	40" AL344LS-VPKIT Standard Dual Lance	\$133.54
8.904-360.0*	 40" AL344LS-VPKIT Premium Dual Lance with 1/4" QC Brass Inlet Plug	\$164.69

REPAIR KIT

8.720-548.0	AL333 Repair Kit	\$8.57
9.803-267.0	AL344 Repair Kit	\$85.69

*Model includes a hardened-steel QC inlet plug.

VP DUAL LANCE

Superlite stainless-steel with nozzle guard and 1/4" stainless-steel outlet tubing.



- PSI: 4000
- 1/4" stainless steel tubes
- Fully insulated
- Forged Brass Valve Body with stainless steel valve bushing
- Includes 1/8" Soap Nozzle

PART NO.	DESCRIPTION	LIST PRICE
8.711-308.0	S 41"	\$123.52

SUTTNER DUAL LANCES

High-pressure, thin-wall tubing and zinc / chromate finish.



ST-54 with Side Handle

ST-53 with Knob

- PSI: 4000 or 4500
- GPM: 10
- Temperature: 300°F
- 38" Total Length, Molded Grip
- Weight: 42 oz.

PART NO.	DESCRIPTION	LIST PRICE
8.710-613.0	ST-53 with Knob (4000 PSI)	\$108.50
8.710-614.0	ST-54 with Side Handle (4500 PSI)	\$116.84
8.701-594.0	Repair Kit (ST-53)	\$27.04
8.900-153.0	Clamp Kit (ST-53/54)	\$10.35
8.701-602.0	Repair Kit (ST-54)	\$44.84

LEGACY SQUARE MOLDED GRIP LANCES



High-quality chrome-plate finish. Solid molded polymer construction and handle with hollow-rib for increased heat dissipation.



- PSI: 5250
- GPM: 12
- Temperature: 300°F
- 1/4" Male Inlet and Outlet

PART NO.	DESCRIPTION	LIST PRICE
8.752-898.0	S Lance, Molded, 12"	\$15.69
8.752-899.0*	S Lance, Molded, 20"	\$19.70
8.752-900.0	S Lance, Molded, 24"	\$19.03
8.752-901.0	S Lance, Molded, 28"	\$21.81
8.752-902.0*	S Lance, Molded, 36"	\$23.70
8.752-903.0	S Lance, Molded, 48"	\$35.61
8.752-904.0	S Lance, Molded, 60"	\$44.84
8.752-905.0*	S Lance, Molded, 79"	\$58.43

*BENT VERSION AVAILABLE Call representative for pricing and to order.

ZINC PLATED WAND - 44"

Includes: Coupler and handle..



- PSI: 5000
- Temperature: 300°F.

PART NO.	DESCRIPTION	LIST PRICE
8.783-040.0	44" with 5000 psi	\$34.50

LEGACY OVAL MOLDED GRIP LANCES



A comfortable grip reducing fatigue and a stainless-steel or high-quality chrome-plated finish. Solid molded polymer construction and handle with hollow-rib for increased heat dissipation.



- PSI: 5250
- Temperature: 300°F
- 1/4" Male Inlet and Outlet
- Bent or Straight lance options

PART NO.	DESCRIPTION	LIST PRICE
STAINLESS-STEEL		
8.752-882.0	S Lance, Molded, 12"	\$22.26
8.752-883.0*	Lance, Molded, 20"	\$30.83
8.752-884.0*	S Lance, Molded, 24"	\$29.05
8.904-301.0	Lance, Molded, 24", Bent 15°	\$35.06
8.752-885.0	Lance, Molded, 28"	\$35.28
8.904-302.0	Lance, Molded, 28", Bent 15°	\$41.39
8.752-886.0*	S Lance, Molded, 36"	\$47.85
8.904-303.0	Lance, Molded, 36", Bent 15°	\$53.86
8.752-887.0	S Lance, Molded, 48"	\$67.88
8.904-304.0	Lance, Molded, 48"	\$74.56
8.752-888.0*	S Lance, Molded, 60"	\$80.12
8.752-889.0*	S Lance, Molded, 79"	\$95.15
8.904-306.0	Lance, Molded, 79", Bent 15°	\$101.26

CHROME-PLATED

8.752-890.0	S Lance, Molded, 12"	\$13.80
8.752-891.0	Lance, Molded, 20"	\$16.47
8.752-892.0*	S Lance, Molded, 24"	\$19.58
8.752-893.0	S Lance, Molded, 28"	\$21.81
8.752-894.0	S Lance, Molded, 36"	\$23.15
8.752-906.0	S Lance, Molded, 36", with handle	\$28.60
8.904-324.0	Lance, Molded, 36", with handle, Bent 15°	\$34.72
8.752-895.0	S Lance, Molded, 48"	\$37.50
8.752-907.0	S Lance, Molded, 48", with handle	\$41.95
8.752-896.0	S Lance, Molded, 60"	\$45.84
8.752-897.0	S Lance, Molded, 79"	\$54.75

*BENT VERSION AVAILABLE Call representative for pricing and to order.

STAINLESS STEEL LANCE

1/2" Hydroexcavating Lance plated steel



- PSI: 4000
- Temperature: 300°F.
- Plated Steel
- 1/2" Male Inlet and Outlet

PART NO.	DESCRIPTION	LIST PRICE
9.118-711.0	36" with 4000 psi	\$55.15
9.118-712.0	48" with 4000 psi	\$72.27
9.118-070.0	60" with 4000 psi	\$95.25
\$9.118.071.0	72" with 4000 psi	\$128.60

AP UNINSULATED LANCES

Stainless-steel or corrosion-resistant, bright zinc-plated lances made with 1/4" high-pressure, lightweight, thin-wall tubing and superior strength rolled threads.



- PSI: 4100
- Temperature: 300°F

PART NO.	DESCRIPTION	LIST PRICE
STAINLESS-STEEL		
8.710-623.0 S	Length, 12"	\$14.91
8.710-624.0*	Length, 20"	\$17.02
8.904-285.0	Length 20", Bent 15°	\$23.25
8.710-625.0*	Length, 24"	\$18.58
8.904-286.0	Length 24"	\$24.81
8.710-626.0	Length, 28"	\$24.37
8.710-627.0 S	Length, 36"	\$27.04
8.710-628.0 S	Length, 48"	\$35.50
8.710-629.0	Length, 60"	\$46.07
8.710-630.0	Length, 78"	\$61.77
ZINC-PLATED		
8.710-631.0	Length, 12"	\$5.95
8.710-632.0	Length, 20"	\$10.23
8.710-633.0 S	Length, 24"	\$8.29
8.710-634.0* S	Length, 36"	\$17.02
8.710-635.0* S	Length, 48"	\$19.14
8.710-636.0 S	Length, 60"	\$24.37
8.904-297.0	Length 60"	\$30.49
8.710-637.0 S	Length, 78"	\$34.16
8.904-298.0	Length 78", Bent 15°	\$40.28

*BENT VERSION AVAILABLE Call representative for pricing and to order.

SUTTNER LANCES

High-pressure, thin-wall tubing and stainless steel finish.



PART NO.	DESCRIPTION	LIST PRICE
15° BENT		
9.113-700.0	Molded 36" SS 6000 PSI	\$65.10
9.113-701.0	Molded 48" SS 6000 PSI	\$68.99
STRAIGHT		
9.113-704.0	Molded Grip 48" SS Lance 6000 PSI	\$56.20
9.113-705.0	Molded Grip 36" SS Lance, 6000 PSI	\$52.42

SUTTNER PUSH AND PULL LANCE

Vented grip can be pushed and pulled up to 90°. For hard to reach applications, such as gutters, fenders, trucks and heavy equipment.



- PSI: 3050
- Temperature: 300°F
- 34" Stainless-Steel Lance

PART NO.	DESCRIPTION	LIST PRICE
8.710-711.0	ST-85 Push and Pull Lance	\$261.51
8.710-720.0	Handle, Side	\$20.14

LEGACY VENTED LANCES

Stainless-steel or high-quality chrome-plate finish with molded glass-filled polyamide handle for heat dissipation with hollow insulators for increased heat venting.



- PSI: 5250
- Temperature: 300°F
- 1/4" Male Inlet, 1/4" Female Outlet

PART NO.	DESCRIPTION	LIST PRICE
STAINLESS-STEEL		
8.752-868.0	Lance, Vented, 20"	\$32.05
8.752-869.0	Lance, Vented, 24"	\$36.28
8.752-871.0 S	Lance, Vented, 36"	\$51.75
8.752-872.0	Lance, Vented, 48"	\$64.54
8.752-873.0	Lance, Vented, 60"	\$67.33
8.752-874.0	Lance, Vented, 79"	\$95.15
CHROME-PLATED		
8.752-875.0	Lance, Vented, 20"	\$23.37
8.752-876.0	Lance, Vented, 24"	\$21.14
8.752-878.0	Lance, Vented, 36"	\$33.72
8.752-879.0	Lance, Vented, 48"	\$36.84
8.752-880.0	Lance, Vented, 60"	\$47.85
8.752-881.0	Lance, Vented, 79"	\$53.75

BIG STAINLESS-STEEL LANCES & SIDE HANDLES

For big guns! Complete with an adjustable handle and coupler for 1/4" MPT nozzle and high-pressure stainless-steel pipe.



- Temperature: 300°F
- Schedule 40 Pipe
- 1/2" MPT Gun Connection

PART NO.	DESCRIPTION	PSI	LIST PRICE
8.904-083.0	40" Wand with Handle	4050	\$214.77
8.710-411.0	39", Stainless-steel, 300°F, Inlet 1/2" MNPT, Outlet 1/4" FMPT ST-3600	8700	\$334.95

ST-175 FOAM LANCE

- PSI: 5000
- GPM: 1-6
- Temperature: 212°F
- 1/4" FPT Inlet
- Length: 24"
- Weight: 2.7 Lbs.



PART NO.	DESCRIPTION	LIST PRICE
9.119-427.0	Foam Lance ST-175	\$618.72

LANCE HANDLES / ACCESSORIES

Vented grip, side handle with nut, and vented grip with side handle, can be user-attached to uninsulated lances or 1/4" steel pipe. Detachable and reusable!



PART NO.	DESCRIPTION	LIST PRICE
8.710-717.0	Vent Grip Only (14" long)	\$19.50
8.904-357.0	Grip with Side Handle	\$42.95



PART NO.	DESCRIPTION	LIST PRICE
8.710-716.0	Vent Grip Only (14" Long) ST-9	\$23.04
8.710-719.0	Grip with Side Handle	\$38.73
8.710-720.0	Side Handle with Nut	\$20.14

MV LANCE HANDLE



- Use On All 1/4" Lances
- Easily Positioned without Removal of Nozzle

PART NO.	DESCRIPTION	LIST PRICE
8.704-162.0	1/4" Lance Handle	\$20.14

GUTTER CLEANER ATTACHMENT

Easily quick connect to any lance or extension wand to clean gutters or hard to reach areas. The angle improves reach and expands cleaning capabilities. For use with 5.0 or larger nozzle.



- PSI: 3500
- Temperature: 200°F
- Zinc-Plated
- Inlet 1/4" F Socket
- Outlet 1/4" M Plug

PART NO.	DESCRIPTION	LIST PRICE
8.711-324.0	1/4" Nipple x 1/4" QC	\$18.37

FIBERGLASS TELESCOPING WANDS

High-quality telescoping wand can reach up to 24' with three sizes to choose from. A lightweight wand that is balanced under pressure.



Belt and Pole Clamp

- PSI: 4000
- GPM: 10.5
- Temperature: 195°F
- 6' - 12' Wand Shown



Telescoping Wand

PART NO.	DESCRIPTION	LIST PRICE
8.710-589.0	6'-12'	\$242.59
8.710-590.0	6'-18'	\$373.90
8.710-591.0	8'-24'	\$467.38
8.700-059.0	Strap and Belt Shoulder Harness	\$38.95
8.711-324.0	Gutter Cleaning Attachment	\$18.37
8.723-896.0	TS12 Replacement Gun	\$73.44
8.710-595.0	TS18 Replacement Gun	\$73.44
8.739-434.0	TS24 Replacement Gun	\$74.01

SPRAY-FLEX™ FLEX WAND

Access difficult spots easily. Great for cleaning engines, roofs, eaves, or underneath almost anything! Holds its shape under pressure.



- PSI: 3000 or 5000
- Temperature: 190°F
- 90° Flexibility
- 12" 1/4" NPT x 1/4" NPT


PART NO.	DESCRIPTION	LIST PRICE
8.710-597.0	3000 PSI	\$170.26
8.710-596.0	5000 PSI	\$208.09

FLEX LANCES

Save on broken wand repairs! Flexes a full 180° and returns, preventing bent lances and broken hose. Ideal for self-serve car wash bays.



- PSI: 2500
- Industrial-Grade Polyurethane Flex Section
- Temperature: 200°F
- Galvanized Pipe Ends

PART NO.	DESCRIPTION	LIST PRICE
8.710-598.0 	18", 1/4" MPT x 1/4" MPT	\$46.74
8.710-603.0	21", 1/4" MPT x 1/8" FPT	\$67.33
8.710-604.0	24", 1/4" MPT x 1/8" FPT	\$68.44

GUN, DUAL LANCE COMBO



- PSI: 5000
- GPM: 12
- Temperature: 300°F
- Weight: 39 oz.
- Stainless Steel Seat
- 1/4" Stainless Steel Tubes
- 1/4" QC Brass Socket
- 1/8" 40x65 brass soap nozzle

PART NO.	DESCRIPTION	LIST PRICE
8.930-771.0	40" with 5000 psi 12 GPM gun	\$213.66

HOBBY GUN, LANCE AND HOSE

Don't turn away hobby-unit owners. Complete replacement hose,



Insulated Lance with Gun

gun and lance.

- PSI: 4500
- GPM: 8
- Temperature: 320 F
- 3/8" NPT Inlet

Lance with Coupler

- PSI: 3000
- Temperature: 140 F

Lance with 3 Hi/Low Varifan Nozzle 1/4" x 25" Thermoplastic

- PSI: 2000
- GPM: 5.5
- PSI: 3600
- Temperature: 140 F

PART NO.	DESCRIPTION	LIST PRICE
8.754-769.0	Insulated Lance with Gun	\$47.63
8.753-272.0	18" Lance with #3 Hi / Low Varifan Nozzle	\$42.95
8.753-423.0	1/4"x25" Thermoplastic, 22mm both ends	\$38.62

NOTE: See page 48 for more Hobby Hose

NEW OFFERING DUAL TRIGGER SPRAY GUN W/ 69" LANCE



- PSI: 5000
- GPM: 10.5
- Temperature: 250°F
- Weight: 4.5 lbs.

PART NO.	DESCRIPTION	LIST PRICE
9.119-102.0	69" with 5000 PSI 10.5 GPM Gun	\$218.67

MV925 GUN

- PSI: 4500
- GPM: 12



PART NO.	DESCRIPTION	LIST PRICE
8.754-381.0	M22 M Inlet X M22 F Outlet	\$131.31

LEGACY INDUSTRIAL GUN AND LANCE COMBO



Gun and lance combo with 36" square-molded grip lance and 1/4" quick coupled socket. Includes nozzle protector.



- PSI: 5000
- GPM: 10.4
- Temperature: 300°F
- Zinc-Plated Steel Tubes
- Stainless-Steel Seat
- Weight: 39 oz.

PART NO.	DESCRIPTION	LIST PRICE
8.904-095.0	S Legacy Gun and Lance with 3/8" MPT QC Inlet	\$95.70

MV925 GUN AND LANCE COMBO

Gun and lance combo with pre-assembled 36" square grip lance.



- PSI: 4500
- 1/4" FPT QC Socket Installed on Outlet of Lance
- GPM: 8.0
- 3/8" MPT QC Nipple Installed on Inlet of Gun

PART NO.	DESCRIPTION	LIST PRICE
8.928-442.0	S MV925 Gun	\$71.22

MV925 GUN, LANCE AND HOSE COMBO

Gun, lance and hose combo with 36" square grip lance and 50' hose.



- PSI: 4000
- 3/8" MPT QC Nipple Installed on Inlet of Gun
- 1/4" FPT QC Socket Installed on Outlet of Lance
- GPM: 8
- R1 4000 PSI 3/8" x 50' Black Hose
- 3/8" FPT QC Sockets Installed on Hose

PART NO.	DESCRIPTION	LIST PRICE
8.928-443.0	MV925 Gun	\$223.67

NEW OFFERING SPRAY GUN ASSEMBLY 5000PSI-44" LANCE



- PSI: 5000
- GPM: 10
- Temperature: 220°F

PART NO.	DESCRIPTION	LIST PRICE
8.930-859.0	Spray Gun assembly	\$175.48

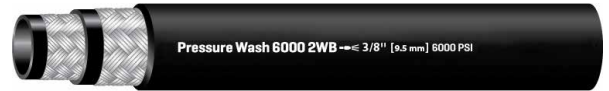
HOSE - LEGACY HIGH-PRESSURE

For use with hot or cold-water pressure washers. The Legacy hose is built to exceed the EN1829-2 Standard and will provide superior abrasion resistance that will increase the life of the hose.



Durable wire braid hoses come with 8" bend restrictors on both ends. The Legacy hose has a "bite-the-wire" coupling that grips the hose better than any other design and is far superior to the "compression fittings" used on conventional hoses.





- Easily Identified: Permanently embossed identification makes for easy tracing and owner protection.
- This heavy duty hose is reinforced with braided, high tensile steel wire and a very durable cover.



HOSE - 3,000 - 4,000 PSI



- Rated to 250°F
- Smooth impression, oil resistant tube and **Black Hose Guard** at both ends



PART NO.	SIZE	PSI	LIST PRICE
3/8" MPT SWIVEL X 3/8" MPT SOLID, 3/8" ID			
8.925-176.0	3/8" x 15'	4000	\$68.99
8.925-150.0	3/8" x 25'	4000	\$73.44
8.925-156.0	 3/8" x 50'	4000	\$126.86
8.925-161.0	 3/8" x 75'	4000	\$182.50
8.925-165.0	 3/8" x 100'	4000	\$240.36
8.925-170.0	3/8" x 150'	4000	\$349.42
8.925-350.0	3/8" x 200'	4000	\$466.26
8.925-378.0	Case of 75 (8.925-156.0) 3/8" x 50' Hoses		\$9,264.06
8.925-449.0	Case of 40 (8.925-165.0) 3/8" x 100' Hoses		\$9,347.52
3/8" MPT SWIVEL X 3/8" MPT SWIVEL, 3/8" ID			
8.925-364.0	3/8" x 50'	4000	\$132.42
8.925-365.0	3/8" x 75'	4000	\$182.50
8.925-167.0	 3/8" x 100'	4000	\$240.36
8.925-367.0	3/8" x 150'	4000	\$357.21
8.925-368.0	3/8" x 200'	4000	\$472.94
1/4" MPT SWIVEL X 1/4" MPT, SOLID, 1/4" ID			
8.925-143.0	1/4" x 25'	4000	\$74.01
8.925-144.0	1/4" x 30'	4000	\$94.04
8.925-145.0	1/4" x 50'	4000	\$137.99
8.925-146.0	1/4" x 75'	4000	\$210.32
8.925-147.0	1/4" x 100'	4000	\$254.83
1/2" MPT SWIVEL X 1/2" MPT SOLID			
8.925-236.0	50'	3000	\$210.32
8.925-237.0	75'	3000	\$357.21
8.925-238.0	100'	3000	\$432.88
SWXSW			
8.925-279.0	3/8" x 25'	4000	\$75.67

HOSE - 5,000 - 6,000 PSI

Upgraded hose material offers the same exceptional qualities as the standard versions, but with the added advantage of being 50% more flexible and up to 32% lighter than traditional 6,000 psi hoses. This significant improvement allows for reduced worker fatigue and increased productivity.



- Rated to 311°F
- Smooth impression, oil resistant tube and **Red Hose Guard** at both ends

PART NO.	SIZE	PSI	LIST PRICE
3/8" MPT SWIVEL X 3/8" MPT SOLID, 3/8" ID			
8.928-542.0	3/8" x 15'	6000	\$62.32
8.925-180.0	3/8" x 25'	6000	\$87.36
8.925-184.0	 3/8" x 50'	6000	\$168.03
8.925-225.0	 3/8" x 75'	6000	\$240.36
8.925-229.0	 3/8" x 100'	6000	\$306
8.925-232.0	3/8" x 150'	6000	\$480
8.925-369.0	3/8" x 200'	6000	\$634
8.925-382.0	Case of 75 (8.925-184.0) 3/8" x 50' Hoses		\$12,296.44
8.925-450.0	Case of 40 (8.925-229.0) 3/8" x 100' Hoses		\$12,051.62
3/8" MPT SWIVEL X 3/8" MPT SWIVEL, 3/8" ID			
8.925-311.0	3/8" x 25'	6000	\$91.25
8.925-313.0	 3/8" x 50'	6000	\$173.6
8.925-314.0	 3/8" x 75'	6000	\$240.36
8.925-316.0	3/8" x 100'	6000	\$312.7
8.925-325.0	3/8" x 200'	6000	\$640.97
1/2" MPT SWIVEL X 1/2" MPT SOLID			
8.925-247.0	1/2" x 50'	5000	\$249.27
8.925-249.0	1/2" x 75'	5000	\$393.93
8.925-253.0	 1/2" x 100'	5000	\$472.94
BLACK WRAPPED HOSE SWXSO			
9.113-847.0	3/8" x 50'	6000	\$303.79

\$ 1,000 foot reels

Note: Full Reel - 1000 ft per reel, hose only. Max of 3 incremental cuts per reel, industry standard. Call your sales representative for pricing.

9.113-139.0	3/8" Hose	4000 PSI	Black
9.113-140.0	3/8" Hose	6000 PSI	Black
9.113-141.0	1/4" Hose	4000 PSI	Black

HOSE - WITH COUPLERS OR M22 ENDS



- Temperature: 250°F
- Coupler and Plug Included
- 3/8" ID - Solid / Swivel & Swivel / Swivel options available



PART NO.	LENGTH	DESCRIPTION	PSI	APPROX WT (LBS.)	LIST PRICE
3/8" BLACK HOSE, 4000					
8.928-928.0	50' 3/8" ID	Solid X Swivel	4000	13.0	\$136.87
8.928-929.0	100' 3/8" ID	Solid X Swivel	4000	24.0	\$251.49
8.930-772.0	50' 3/8" ID	Swivel X Swivel	4000	13.0	\$144.66
8.930-773.0	100' 3/8" ID	Swivel X Swivel	4000	24.0	\$251.49
8.931-290.0	50' 3/8" ID	M22 Fittings	4000		\$149.12
8.931-291.0	100' 3/8" ID	M22 Fittings	4000		\$270.41
8.931-292.0	30' 3/8" ID	M22 Fittings	4000		\$107.94
3/8" BLACK HOSE, 6000					
8.928-930.0	50' 3/8" ID	Solid X Swivel	6000	18.0	\$178.05
8.928-931.0	100' 3/8" ID	Solid X Swivel	6000	33.0	\$316.04
8.930-774.0	50' 3/8" ID	Swivel X Swivel	6000	18.0	\$184.72
8.930-775.0	100' 3/8" ID	Swivel X Swivel	6000	33.0	\$323.82
8.931-293.0	50' 3/8" ID	M22 Fittings	6000		\$190.29
8.931-294.0	100' 3/8" ID	M22 Fittings	6000		\$349.42
8.931-295.0	30' 3/8" ID	M22 Fittings	6000		\$133.54

HOSE - GRAY NON-MARKING - WITH & WITHOUT COUPLERS

- Tough, Abrasive Resistant Wrapped Cover
- Oil Resistant Non-Marking
- For use with Hot or Cold Water



PART NO.	LENGTH	DESCRIPTION	PSI	APPROX WT (LBS.)	LIST PRICE
3/8" GRAY HOSE					
9.119-650.0	25' 3/8" ID	SO x SW	4200		\$64.54
9.114-440.0	50' 3/8" ID	SO x SW	4200	12	\$120.18
9.114-441.0	100' 3/8" ID	SO x SW	4200	24	\$199.19
9.116-070.0	200' 3/8" ID	SO/SW	4200		\$419.53
9.119-651.0	25' 3/8" ID	SO/SW	6000		\$85.35
9.114-442.0	50' 3/8" ID	SO x SW	6000	19	\$145.78
9.114-443.0	100' 3/8" ID	SO x SW	6000	36	\$267.07
9.116-071.0	200' 3/8" ID	SO/SW	6000		\$557.51
9.117-687.0	150' 3/8" ID	SW/SW	4200		\$318.26
9.117-688.0	150' 3/8" ID	SW/SW	6000		\$422.86
9.117-689.0	50' 3/8" ID	SW/SW	4200		\$127.97
9.117-690.0	100' 3/8" ID	SW/SW	4200		\$208.09
9.117-691.0	50' 3/8" ID	SW/SW	6000		\$154.68
9.117-692.0	100' 3/8" ID	SW/SW	6000		\$277.09
9.117-700.0	75' 3/8" ID	SW/SW	6000		\$215.88
9.117-701.0	75' 3/8" ID	SW/SW	4200		\$168.03
9.118-140.0	600' 3/8" ID	No Ends	4200		\$1,101.67
3/8" GRAY HOSE W/ COUPLERS & PLUGS					
9.119-652.0	25' 3/8" ID	Brass QCs	4200		\$73.44
9.115-117.0	50' 3/8" ID	Brass QCs	4200	13	\$130.20
9.115-118.0	100' 3/8" ID	Brass QCs	4200	25	\$209.21
9.116-085.0	200' 3/8" ID	Brass QCs	4200		\$428.43
9.119-653.0	25' 3/8" ID	SS QCs	6000	20	\$97.93
9.115-119.0	50' 3/8" ID	SS QCs	6000	20	\$164.69
9.115-120.0	100' 3/8" ID	SS QCs	6000	37	\$289.33
9.116-086.0	200' 3/8" ID	SS QCs	6000		\$567.53

LIGHTWEIGHT GRAY HOSE

- Tough, Abrasive Resistant Wrapped Cover
- Oil Resistant Non-Marking
- For use with Hot or Cold Water
- Approximately 30% lighter than our standard heavy duty R2 Gray Wrapped Hose



PART NO.	LENGTH	DESCRIPTION	PSI	LIST PRICE
3/8" GRAY HOSE				
9.117-745.0 	50' 3/8" ID	SO x SW	R2 - 6000	\$145.78
9.117-746.0	100' 3/8" ID	SO x SW	R2 - 6000	\$267.07
9.117-747.0	50' 3/8" ID	SS QC	R2 - 6000	\$166.92
9.117-748.0 	100' 3/8" ID	SS QC	R2 - 6000	\$293.78
9.118-116.0	200' 3/8" ID	SO x SW	R2 - 6000	\$513.33
9.118-117.0	250' 3/8" ID	SO x SW	R2 - 6000	\$588.67
9.117-790.0	150' 3/8" ID	SO x SW	R2 - 6000	\$410.62
9.119-215.0	50' 3/8" ID	SW/SW	R2	\$154.68
9.119-216.0	100' 3/8" ID	SW/SW	R2	\$277.09

GRAY HOSE FITTINGS

- Swivel and Solid fit all gray hoses



Crimp Fitting

Ferrule




PART NO.	DESCRIPTION	LIST PRICE
9.118-141.0	Swivel Crimp Fitting (Fits all gray hoses)	\$3.86
9.118-142.0	Solid Crimp Fitting (Fits all gray hoses)	\$2.04
9.118-143.0	R1 3/8" Ferrule (Fits R1 Hose and R2 LW hoses)	\$1.27
9.118-144.0	R2 3/8" Ferrule (Fits only R2 hoses)	\$1.45

HOSE - LEGACY 1-WIRE SMOOTH COVER, NON-MARKING

- Temperature: 250°F
- 1/4" & 3/8" Smooth Non-Marking
- 3/8" MPT Solid X 3/8" Swivel Ends



Legacy

PART NO.	LENGTH	PSI	APPROX WT (LBS.)	LIST PRICE
3/8" SMOOTH YELLOW HOSE				
8.901-800.0	50' x 3/8" ID	3000	12.0	\$219.22
8.901-802.0	75' x 3/8" ID	3000	17.0	\$519.15
8.901-804.0	100' x 3/8" ID	3000	23.0	\$683.26
8.757-441.0*	500' Reel	3000	115.0	\$6,765.82
3/8" SMOOTH BLUE HOSE				
8.739-148.0	50' x 3/8" ID	3000	12.0	\$321.60
8.739-149.0	75' x 3/8" ID	3000	17.0	\$475.17
8.739-150.0	100' x 3/8" ID	3000	23.0	\$600.91
8.739-369.0 	150' x 3/8" ID	3000	34.0	\$939.20
8.925-296.0	200' x 3/8" ID	3000	45.0	\$902.48
8.757-442.0*	500' Reel	3000	115.0	\$2,509.36
3/8" SMOOTH GRAY HOSE				
8.749-935.0	50' x 3/8" ID	3000	13.0	\$313.81
8.749-936.0	100' x 3/8" ID	3000	25.0	\$422.86
8.757-443.0*	500' Reel	3000	125.0	\$2,336.88
1/4" SMOOTH BLUE HOSE				
8.901-796.0 	50' x 1/4" ID	3000	8.0	\$287.10
8.901-798.0 	100' x 1/4" ID	3000	16.0	\$550.84

*Full Reel - 500 ft per reel, hose only. Max of 3 incremental cuts per reel, industry standard.

HOSE - LEGACY 1- & 2-WIRE, NON-MARKING



- Temperature: 250°F
- Blue Smooth Non-Marking



PART NO.	LENGTH	PSI	APPROX WT (LBS.)	LIST PRICE
3/8" SMOOTH BLUE HOSE - R2				
8.739-229.0	S 50' R2	4500	17.0	\$282.65
8.739-231.0	S 100' R2	4500	33.0	\$783.41
8.925-320.0	150' R2	4500		\$1,048.26
8.757-438.0*	500' Reel	4500	165.0	\$2,225.60
1/2" SMOOTH BLUE HOSE - R1				
8.925-300.0	75'	3000	25.0	\$517.45
8.757-439.0*	500' Reel	3000	167.0	\$3,254.94

*Full Reel - 500 ft per reel, hose only. Max of 3 incremental cuts per reel, industry standard.

HOSE - A+ 1-WIRE GRAY SMOOTH COVER, NON-MARKING



- Temperature: 250°F
- 3/8" MPT Swivel x 3/8" MPT Solid



PART NO.	LENGTH	DESCRIPTION	PSI	APPROX WT (LBS.)	LIST PRICE
3/8" SMOOTH COVER, GRAY HOSE					
8.921-617.0	3/8" x 25'	4K Gray A+ SOXSW	4000	6.0	\$144.66
8.921-618.0	3/8" x 50'	4K Gray A+ SOXSW	4000	11.0	\$256.00
8.921-619.0	3/8" x 75'	4K Gray A+ SOXSW	4000	17.0	\$370.56
8.921-620.0	3/8" x 100'	4K Gray A+ SOXSW	4000	33.0	\$500.76
8.752-156.0*	600' Reel	4K Gray A+	4000	165.0	\$4.28

*Full Reel - 600 ft per reel, hose only. Max of 3 incremental cuts per reel, industry standard. Call your sales representative for pricing.

HOSE - A+ 1- & 2-WIRE WITH COUPLING AND PLUG, NON-MARKING



- Temperature: 250°F
- Couplers and Plug Included
- 3/8" MPT Swivel x 3/8" MPT Solid



PART NO.	LENGTH	PSI	APPROX WT (LBS.)	LIST PRICE
3/8" 1-WIRE BLUE HOSE				
8.928-971.0	50' x 3/8" ID	4000	13.0	\$269.30
8.928-972.0	100' x 3/8" ID	4000	23.0	\$497.42
3/8" 2-WIRE BLUE HOSE				
8.928-973.0	50' x 3/8" ID	6000	18.0	\$376.13
8.928-974.0	100' x 3/8" ID	6000	33.0	\$712.19



HOSE - A+ / TUFF-FLEX - 1-WIRE SMOOTH COVER

- Temperature: 250°F
- 50% Greater Flexibility

- 3/8" MPT Swivel x 3/8" MPT Solid
- Smooth impression, maximum oil-resistant tube and cover



PART NO.	LENGTH	PSI	APPROX WT (LBS.)	LIST PRICE
3/8" TUFF-FLEX 1-WIRE BLUE HOSE				
8.921-149.0	25' x 3/8" ID	4000	6.0	\$97.93
8.921-150.0	50' x 3/8" ID	4000	11.0	\$255.94
8.921-151.0	75' x 3/8" ID	4000	17.0	\$370.56
8.921-152.0	100' x 3/8" ID	4000	23.0	\$398.38
8.753-316.0	600' Reel*	4000	138.0	\$3.67

*Please contact your sales rep to place a bulk hose (reel) order. Full reel will be priced by the foot. These reels are various sizes approximately 600' with a max of 3 incremental cuts, industry standard.

HOSE - A+ / TUFF-FLEX - 2-WIRE SMOOTH COVER

- Temperature: 250°F
- 50% Greater Flexibility

- 3/8" MPT Swivel x 3/8" MPT Solid
- Smooth impression, maximum oil-resistant tube and cover



PART NO.	LENGTH	PSI	APPROX WT (LBS.)	LIST PRICE
3/8" TUFF-FLEX 2-WIRE BLUE HOSE				
8.921-153.0	25' x 3/8" ID	6000	9.0	\$144.66
8.921-154.0	50' x 3/8" ID	6000	18.0	\$362.77
8.921-155.0	75' x 3/8" ID	6000	24.0	\$530.81
8.921-156.0	100' x 3/8" ID	6000	33.0	\$580.88
8.753-319.0	600' Reel*	6000	198.0	\$4.34

*Please contact your sales rep to place a bulk hose (reel) order. Full reel will be priced by the foot. These reels are various sizes approximately 600' with a max of 3 incremental cuts, industry standard.

PRESSURE LOOP - 2-WIRE

The 1/4" ID pressure lines solid / swivel for most any application. The 3/8" ID pressure loops have 1/2" female JIC swivels on both ends for typical unloader connection hose.



- 1/4" ID Pressure Loop
- 1/4" ID Two-Wire, 6000 PSI
- 1/4" MPT Swivel x 1/4" MPT Solid
- Temperature: 250°F

- JIC Pressure Loop
- 1/2" ID 5000 PSI
- 1/2" Female JIC Swivels - Each End
- Temperatures: 250°F (3/8" Pressure Loop) 275°F (1/2" Pressure Loop)
- 3/8" ID Two-Wire, 6000 PSI

PART NO.	LENGTH	PSI	LIST PRICE
1/4" PRESSURE LOOP			
8.918-180.0	16" x 1/4" ID	6000	\$25.81
8.918-182.0	26" x 1/4" ID	6000	\$29.71
8.918-183.0	28" x 1/4" ID	6000	\$26.16
8.918-419.0	36" x 1/4" ID	6000	\$35.61
8.918-187.0	42" x 1/4" ID	6000	\$37.95
3/8" JIC PRESSURE LOOP			

PART NO.	LENGTH	PSI	LIST PRICE
8.918-210.0	16" x 3/8" ID	6000	\$39.84
8.918-422.0	20" x 3/8" ID	6000	\$29.71
8.918-423.0	22" x 3/8" ID	6000	\$29.71
8.918-424.0	25" x 3/8" ID	6000	\$31.72
8.918-425.0	29" x 3/8" ID	6000	\$32.72
8.918-426.0	32" x 3/8" ID	6000	\$37.95
8.918-427.0	36" x 3/8" ID	6000	\$36.94
8.918-212.0	42" x 3/8" ID	6000	\$38.62
1/2" JIC PRESSURE LOOP			
8.918-224.0	20" x 1/2" ID	5000	\$33.50
8.918-225.0	28" x 1/2" ID	5000	\$39.95
8.918-228.0	46" x 1/2" ID	5000	\$48.63
8.918-230.0	70" x 1/2" ID	5000	\$62.32

**HOSE - WHITEWATER®
COMBINATION STEAM HOSE**



Good up to 3000 PSI - 250°F or 2500 PSI - 325°F



- Single High-Tensile Steel Wire Braid
- High Temperature Bend Restrictors - Both Ends
- Seamless Innertube
- Solid 3/8" or 1/2" MPT Connectors - Both Ends (Swivel Ends NOT Available)
- Oil-Resistant Cover

PART NO.	LENGTH	PSI	LIST PRICE
3/8" STEAM HOSE			
8.901-598.0	25'	3000	\$229.24
8.901-601.0	50'	3000	\$587.56
8.901-603.0	75'	3000	\$869.10
8.901-604.0	100'	3000	\$1,151.75
8.930-657.0	200'	3000	\$2,314.62
8.705-643.0*	500' Reel	3000	\$7.51
1/2" STEAM HOSE			
8.901-721.0	25'	2500	\$332.73
8.901-723.0	50'	2500	\$567.53
8.901-724.0	75'	2500	\$874.66
8.901-725.0	100'	2500	\$1,096.11
8.705-678.0*	500' Reel	2500	\$10.18

*Full Reel - 500 ft per reel, hose only. Max of 3 incremental cuts, industry standard.

PULSE HOSE



- PSI Working Pressure: 1300
- 3/8" MPT On Both Styles
- Available with either plug-end or open-flow with solid / swivel connects

PART NO.	LENGTH	DESCRIPTION	LIST PRICE
8.711-151.0	18"	with Plug End, Working PSI: 1300 PSI	\$42.29
8.711-153.0	24"	with Plug End, Working PSI: 1300 PSI	\$49.63
8.711-155.0	28"	Solid / Swivel - Open, Working PSI: 1300 PSI	\$37.28
8.711-157.0	36"	Solid / Swivel - Open, Working PSI: 1300 PSI	\$44.18

HOSE BEND RESTRICTORS



- Temperature: 325°F
- Used on Hose Assemblies
- Non-Slip Sure Fit
- Easy Installation
- Top-Quality Molded Fit Bend Restrictors
- Fits snugly to prevent kinks near the connectors
- Insulated Rubber

PART NO.	LENGTH	COLOR	LIST PRICE
1 WIRE			
8.705-479.0	5.3" x 1/4"	Black Vinyl	\$3.67
8.705-476.0	6" X 3/8"	Black Vinyl	\$3.39
8.740-104.0	24.0" x 3/8"	Black Vinyl	\$7.29
8.756-784.0	8.0" X 1/2"	Black Vinyl	\$8.85
2 WIRE			
8.756-735.0	1/2" x 8"	Red Vinyl	\$8.07
8.705-478.0	6.0" x 3/8"	Red Vinyl	\$4.00
8.711-846.0	24.0" x 3/8"	Red Vinyl	\$12.91
8.705-480.0	7.0" x 1/2"	Red Vinyl	\$6.13
COMBO - HIGH TEMP			
8.705-483.0	6.5" x 3/8" ID	Gray Vinyl	\$5.12
8.705-482.0	6.5" x 1/2" ID	Black Rubber	\$30.83

HOBBY HOSE

Replacement hose for most hobby pressure washers sold by retailers.



- PSI Working Pressure: 2250
- PSI Burst Pressure: 9000
- Thermoplastic Cover
- Fiber-braid Reinforcement
- M22 x 1.5 Fitting Inlet
- 14 mm Seal Cone Fits Generac, Excell and Kärcher
- 15 mm Seal Cone Fits Campbell, MI-T-M

PART NO.	LENGTH	SEAL CONE	ID	LIST PRICE
8.705-485.0	25'	14mm	1/4"	\$65.10
8.705-487.0	25'	15mm	1/4"	\$65.66
8.753-423.0	25'	22mm	1/4"	\$38.62



GARDEN HOSE - APEX QUALITY



The essential product for pressure washing

- 5/8" or Larger ID For Full Flow
- Choice of Commercial or Heavy-Duty Grade
- Reinforced hose for flexibility and strength in all weather
- Commercial grade has machined octagonal "wrench tight" fittings
- Rated For Cold-Water Use
- Assemblies Complete With Bend Restrictor

PART NO.	LENGTH	GRADE	COLOR	LIST PRICE
8.704-786.0	50' x 5/8" ID	Com	Gray	\$89.02
8.704-787.0	100' x 5/8" ID	Com	Gray	\$170.26

ALL RUBBER REINFORCED HOT WATER HOSE - 160°F

8.704-790.0	50' x 5/8" ID	Com	Red	\$146.89
8.704-791.0	50' x 3/4" ID	Com	Red	\$214.77

See page 62 for garden hose fittings

GARDEN HOSE - COLD WEATHER



- High-Quality Brass Fittings
- Heated Hose with 110 Plug
- Thermostatically controlled - heating element is activated at +/- 35°F temperature and turned off at +/- 40°F ambient temperature
- Use only with a UL approved GFCI outlet or extension
- PVC material FDA-approved for potable water
- Ideal for outdoor contractors
- 5/8" x 50 ft

PART NO.	LENGTH	DESCRIPTION	LIST PRICE
8.749-944.0	5/8" x 50'	Cold Weather Garden Hose	\$513.00

See page 62 for garden hose fittings

AG HOSE - ORANGE PVC-RIBBED - BULK

Braid-reinforced PVC hose designed specifically for AG / Pest Control and Lawn Spraying applications.



- Max PSI: 600
- Max Temperature: 160°F
- Color: Orange
- Tough Ribbed Cover
- Bulk hose standard in 300' single length coils
- Resists Abrasion and UV Rays
- Does Not Include Ends or Bend Restrictors

PART NO.	LENGTH	PSI	LIST PRICE
----------	--------	-----	------------

3/8" HOSE - ORANGE

8.705-527.0	300' Coil, Single, Uncut Length	600	\$623.17
8.901-384.0	50' Bulk	600	\$124.63
8.901-385.0	100' Bulk	600	\$307.13

1/2" HOSE - ORANGE

8.705-523.0	300' Coil, Single, Uncut Length	600	\$845.73
8.901-377.0	50' Bulk	600	\$156.90
8.901-379.0	100' Bulk	600	\$308.25

3/4" HOSE - ORANGE

8.705-531.0	300' Coil Single, Uncut Length	600	\$1,368.74
-------------	--------------------------------	-----	------------

AG HOSE - COMPLETE ASSEMBLY

Braid-reinforced PVC hose designed specifically for AG / Pest control spraying applications. Assembled with ends or bend restrictors.



- Max PSI: 600
- Max Temperature: 160°F
- Color: Orange
- Tough Ribbed Cover
- Resists Abrasion and UV Rays
- Includes Ends and 8" Black Bend Restrictors on Each End

PART NO.	LENGTH	DESCRIPTION	LIST PRICE
8.928-576.0	3/8" x 100'	SO x SW	\$244.82
8.928-577.0	3/8" x 100'	SW x SW	\$251.49
8.928-578.0	3/8" x 50'	SO x SW	\$151.34
8.928-579.0	1/2" x 50'	SO x SW	\$196.97
8.928-580.0	1/2" x 100'	SO x SW	\$343.86
8.928-581.0	1/2" x 300'	SO x SW	\$890.24

TUBING - CLEAR REINFORCED PVC

Multi-use, industrial-grade tubing with high-resistance to chemicals, solvents and fuel.



- Reinforced With Polyester Cord
- Huge Selection of Sizes and Lengths
- 4-to-1 Burst Safety Factor

PART NO.	ID X OD	WP AT 70°F	LENGTH	LIST PRICE
8.901-257.0	1/4" x 3/8"	250	50'	\$30.16
8.704-751.0	1/4" x 3/8"	250	100'	\$93.48
8.704-752.0 S	1/4" x 3/8"	250	300'	\$204.88
8.901-260.0	3/8" x 1/2"	175	25'	\$20.36
8.901-261.0	3/8" x 1/2"	175	50'	\$71.00
8.901-262.0	3/8" x 1/2"	175	100'	\$71.22
8.704-753.0	3/8" x 1/2"	175	300'	\$397.28
8.901-265.0	1/2" x 3/4"	175	50'	\$58.43
8.704-754.0	1/2" x 3/4"	175	100'	\$243.26
8.704-755.0 S	1/2" x 3/4"	175	300'	\$577.82
8.901-267.0	5/8" x 7/8"	175	25'	\$53.63
8.901-268.0	5/8" x 7/8"	140	50'	\$107.94
8.901-269.0	5/8" x 7/8"	140	100'	\$265.96
8.704-756.0	5/8" x 7/8"	140	300'	\$1,307.54
8.901-271.0	3/4" x 1"	140	25'	\$111.28
8.901-272.0	3/4" x 1"	140	50'	\$169.15
8.704-757.0	3/4" x 1"	140	100'	\$392.82
8.704-758.0	3/4" x 1"	140	300'	\$1,067.18
8.901-273.0	1" x 1-1/4"	75	25'	\$166.92
8.901-274.0	1" x 1-1/4"	75	50'	\$223.67
8.901-275.0	1" x 1-1/4"	75	100'	\$441.78
8.704-759.0	1" x 1-1/4"	75	200'	\$920.29

See page 63 for hose clamps

CRIMP FITTINGS



PART NO.	SIZE	HOSE	LIST PRICE
8.724-027.0	3/8" MPT, Solid	3/8"	\$5.67
8.724-028.0	3/8" MPT, Swivel	3/8"	\$11.24
8.724-029.0	1/2" FJIC, Solid	3/8"	\$10.22
8.706-759.0	3/8" FPT, Swivel	3/8"	\$19.69

COUPLINGS - FIELD ATTACHABLE

Designed and build your own hose or adapt and repair hose in the field (no crimper required).



PART NO.	ID X MPT	LIST PRICE
1-WIRE BRAID HOSE COUPLINGS		
8.705-493.0 S	1/4" x 1/4", Solid	\$13.47
8.705-495.0	1/4" x 1/4", Swivel	\$26.59
8.705-496.0	3/8" x 1/4", Solid	\$60.65
8.705-497.0 S	3/8" x 3/8", Solid	\$14.35
8.705-498.0 S	3/8" x 3/8", Swivel	\$27.27
8.705-500.0	1/2" x 1/2", Solid	\$21.48
8.705-501.0	1/2" x 1/2", Swivel	\$32.27
2-WIRE BRAID HOSE COUPLINGS		
8.705-502.0	1/4" x 1/4", Solid	\$17.25
8.705-503.0	1/4" x 1/4", Swivel	\$30.83
8.705-505.0 S	3/8" x 3/8", Solid	\$18.70
8.705-506.0 S	3/8" x 3/8", Swivel	\$30.05
8.705-507.0	1/2" x 1/2", Solid	\$26.82
8.705-508.0	1/2" x 1/2", Swivel	\$67.33

TUBING - CLEAR PVC



- "Box Pak" 100 ft
- Temperature: 25°F to 150°F
- Very Flexible, Non-Reinforced
- Self-dispensing Box Packaging

PART NO.	ID X OD	WP AT 70°F	LIST PRICE
8.901-279.0	1/4" x 3/8"	55	\$32.16
8.704-766.0	1/2" x 5/8"	30	\$67.88

TUBING - HEAVY-DUTY VINYL

This clear vinyl tubing is heavier duty than the rest! Thick wall resists kinking. Available in clear or clear-reinforced polyester braid. Comes in 1/4" & 3/8" ID x 1/2" OD.



- Very Flexible
- 100' Rolls
- Temperature: -10 to 150°F

PART NO.	ID X OD	PSI	DESCRIPTION	LIST PRICE
9.113-131.0	1/4" x 1/2"	50	Clear Vinyl	\$119.07
9.113-132.0	1/4" x 1/2"	250	Braided Vinyl	\$136.87
9.113-133.0	3/8" x 1/2"	100	Clear Vinyl	\$95.15



CONNECTOR HOSE - 2' - 10'

Hose come with One Solid x One Swivel MPT crimp fitting on each end.



■ PSI: 4000 - 6000

■ Temperatures:
250°F (1/4" & 3/8" Connector Hoses)
275°F (1/2" Connector Hose)

PART NO.	LENGTH	PSI	HOSE COLOR	LIST PRICE
3/8" ULTIMA - 1-WIRE WITHOUT BEND RESTRICTORS				
8.918-253.0	2'	4000	Black	\$25.26
8.918-255.0	3'	4000	Black	\$26.71
8.918-257.0	4'	4000	Black	\$28.15
8.918-259.0	5'	4000	Black	\$31.04
8.918-261.0	6'	4000	Black	\$34.16
8.918-263.0	7'	4000	Black	\$36.17
8.918-265.0	8'	4000	Black	\$39.40
8.918-267.0	9'	4000	Black	\$42.29
8.918-269.0	10'	4000	Black	\$46.62
1/4" ULTIMA - 1-WIRE WITHOUT BEND RESTRICTORS				
8.918-240.0	2'	4000	Black	\$25.26
8.918-241.0	3'	4000	Black	\$27.27
8.918-242.0	4'	4000	Black	\$29.27
8.918-243.0	5'	4000	Black	\$31.38
8.918-245.0	6'	4000	Black	\$35.61

PART NO.	LENGTH	PSI	HOSE COLOR	LIST PRICE
3/8" ULTIMA - 2-WIRE - WITHOUT BEND RESTRICTORS				
8.918-271.0	2'	6000	Black	\$28.15
8.918-273.0	3'	6000	Black	\$31.04
8.918-276.0	4'	6000	Black	\$33.38
8.918-278.0	5'	6000	Black	\$35.61
8.918-280.0	6'	6000	Black	\$38.62
8.918-282.0	7'	6000	Black	\$39.95
8.918-284.0	8'	6000	Black	\$45.18
8.918-420.0	9'	6000	Black	\$80.12
8.918-288.0	10'	6000	Black	\$51.97

PART NO.	LENGTH	PSI	HOSE COLOR	LIST PRICE
3/8" ULTIMA - 2-WIRE - WITH BEND RESTRICTORS				
8.918-272.0	2'	6000	Black	\$31.04
8.918-275.0	3'	6000	Black	\$37.95
8.918-277.0	4'	6000	Black	\$35.61
8.918-209.0	5'	6000	Black	\$49.63
8.918-281.0	6'	6000	Black	\$44.51
8.918-283.0	7'	6000	Black	\$47.30
8.918-285.0	8'	6000	Black	\$45.84
8.918-287.0	9'	6000	Black	\$49.41
8.918-289.0	10'	6000	Black	\$58.43

FLEX LINE BYPASS / SUPPLY LINE HOSE

This industrial PVC hose looks and feels like rubber and has a black seamless inner tube. The tough abrasion resistant outer cover is polyester braid reinforced and as a burst rate of three times the rated working pressure.



- Reinforced Tough Outer Cover
- Excellent for Use as Supply Lines or Bypass

PART NO.	ID X OD	WP AT 70°F	LENGTH	LIST PRICE
RED COVER, HEAVY WALL				
8.901-281.0	3/8" x .634"	300	50'	\$86.25
8.704-762.0	3/8" x .634"	300	500'	\$645.42
8.901-282.0	1/2" x .792"	250	50'	\$80.12
8.704-764.0	1/2" x .792"	250	500'	\$817.91
8.901-284.0	3/4" x 1.14"	160	50'	\$170.26
8.704-765.0	3/4" x 1.14"	160	300'	\$968.14
RED COVER- STANDARD WALL				
9.106-578.0	1/4"	160	500'	\$686.60
BLUE COVER, STANDARD WALL				
8.704-779.0	1/4"	250	475'	\$85.13

PART NO.	LENGTH	PSI	HOSE COLOR	LIST PRICE
1/2" ULTIMA - 2-WIRE - WITHOUT BEND RESTRICTORS				
8.918-292.0	2'	5000	Black	\$34.94
8.918-294.0	3'	5000	Black	\$41.39
8.918-296.0	4'	5000	Black	\$47.63
8.918-298.0	5'	5000	Black	\$53.41
8.918-300.0	6'	5000	Black	\$60.09
8.918-301.0	7'	5000	Black	\$60.09
8.918-302.0	8'	5000	Black	\$71.22
8.918-303.0	9'	5000	Black	\$77.34
8.918-304.0	10'	5000	Black	\$81.23

CONNECTOR HOSE

Hose comes with solid MPT crimp fittings on both ends.

PART NO.	LENGTH	PSI	LIST PRICE
3/8" ULTIMA - 1-WIRE WITHOUT BEND RESTRICTORS			
8.918-333.0	12'	4000	\$47.63
8.918-334.0	13'	4000	\$49.63
8.918-338.0	15'	4000	\$56.20
8.918-340.0	16'	4000	\$57.87
8.918-342.0	17'	4000	\$62.32
8.918-344.0	18'	4000	\$65.66
8.918-348.0	20'	4000	\$70.67
3/8" ULTIMA - 1-WIRE WITH BEND RESTRICTORS ONE END			
8.919-123.0	12'	4000	\$55.53
8.918-335.0	13'	4000	\$48.18
8.918-339.0	15'	4000	\$61.20
8.918-349.0	20'	4000	\$70.11
1/4" BLUE - 1-WIRE WITHOUT BEND RESTRICTORS			
8.918-389.0	13'	3000	\$61.77
8.918-391.0	14'	3000	\$68.44
8.918-393.0	15'	3000	\$66.22
8.918-395.0	16'	3000	\$73.44
8.918-397.0	17'	3000	\$75.12
8.918-399.0	18'	3000	\$80.12
8.918-401.0	19'	3000	\$80.12
8.918-403.0	20'	3000	\$85.13
8.918-409.0	23'	3000	\$98.49
8.918-411.0	24'	3000	\$101.83
8.918-413.0	25'	3000	\$103.49

PART NO.	LENGTH	PSI	LIST PRICE
3/8" BLUE - 1-WIRE WITHOUT BEND RESTRICTORS			
8.918-360.0	12'	3000	\$89.59
8.918-366.0	15'	3000	\$108.50
8.919-124.0	16'	3000	\$114.62
8.918-369.0	17'	3000	\$121.30
8.918-371.0	18'	3000	\$125.75
8.918-375.0	20'	3000	\$137.99
3/8" BLUE - 1-WIRE WITH BEND RESTRICTORS ONE END			
8.918-367.0	15'	3000	\$111.28
8.918-368.0	16'	3000	\$116.84
8.918-372.0	18'	3000	\$129.08
8.918-376.0	20'	3000	\$143.55
1/4" BLUE - 1-WIRE WITH BEND RESTRICTORS ONE END			
8.918-388.0	12'	3000	\$65.66
8.918-390.0	13'	3000	\$68.99
8.918-392.0	14'	3000	\$72.89
8.918-404.0	20'	3000	\$95.70

SEWER HOSE

Super Flexible Sewer Line Hose. Hose and couplings have small outside diameter, allowing hose and nozzles to fit through sewer line. Sewer line has Super Tough polyether cover over ultra-flexible nylon tube. 1/8" sewer nozzle and hose will operate through many 1-1/2" lines.

- Temperature: 160°F
- Nylon Tube
- 1.5 GPM Optimum Flow 1/8"
2.5 GPM Optimum Flow 1/4"
- Ideal for cleaning lateral lines, drains & tanks
- Thermoplastic Polyurethane black cover that is oil, weather, ozone, and abrasion resistant
- Nozzles Not Included






PART NO.	DESCRIPTION	LIST PRICE
1/8" HOSE - 4800 PSI, 1/4" INLET, 1/8" OUTLET		
8.705-602.0	1/8" x 50'	\$162.47
8.705-603.0	1/8" x 100'	\$281.54
1/4" HOSE - 2600 PSI, 1/4" INLET, 1/4" OUTLET		
8.705-607.0	1/4" x 50'	\$123.52
8.705-608.0	1/4" x 100'	\$265.96
1/4" HOSE - 4400 PSI, 1/4" INLET, 1/4" OUTLET		
8.705-610.0	1/4" x 50'	\$169.15
8.705-611.0	1/4" x 100'	\$308.25
8.705-613.0	1/4" x 200'	\$655.44

Q.C. SOCKETS & PLUGS - LEGACY - BRASS & STEEL

Brass Couplers, designed for 4000 PSI and extended durability. Affordable and rugged all in one.









- PSI Max: 4000
- Precision Brass Design
- Unrestricted Free-Flow

PART NO.	DESCRIPTION	LIST PRICE
9.802-164.0 	1/4" FPT Brass Socket	\$7.34
9.802-166.0 	3/8" FPT Brass Socket	\$9.40
8.707-166.0	1/2" FPT Brass Socket	\$33.83
9.802-165.0	1/4" MPT Brass Socket	\$7.79
9.802-169.0 	3/8" MPT Brass Socket	\$9.24
8.707-167.0	1/2" MPT Brass Socket	\$31.27

Steel Nipples, hardened steel combined with zinc yellow chromate plating holds up to the harshest environments.











- PSI Max: 4000
- Zinc-Plated
- Hardened Steel

PART NO.	DESCRIPTION	LIST PRICE
8.707-136.0 	1/4" FPT Steel Plug	\$1.94
9.802-170.0 	3/8" FPT Steel Plug	\$2.40
8.707-165.0 	1/2" FPT Steel Plug	\$14.35
8.707-139.0 	1/4" MPT Steel Plug	\$1.84
9.802-171.0 	3/8" MPT Steel Plug	\$2.39
8.707-164.0 	1/2" MPT Steel Plug	\$10.30

Q.C. SOCKETS & PLUGS - LEGACY - STAINLESS-STEEL



- PSI: 6000
- 303 Stainless-Steel
- Chemical-Resistant






PART NO.	DESCRIPTION	LIST PRICE
8.707-110.0 	1/4" MPT Stainless-steel Socket	\$10.51
8.707-135.0 	3/8" MPT Stainless-steel Socket	\$12.36
8.707-140.0 	1/4" MPT Stainless-steel Plug	\$5.35
8.707-152.0 	3/8" MPT Stainless-steel Plug	\$6.62
8.707-103.0 	1/4" FPT Stainless-steel Socket	\$10.58
8.707-125.0 	3/8" FPT Stainless-steel Socket	\$12.46
8.707-138.0 	1/4" FPT Stainless-steel Plug	\$5.35
8.707-144.0 	3/8" FPT Stainless-steel Plug	\$6.62
9.114-991.0	1/2" FPT Stainless-steel Socket	\$22.82
9.114-992.0	1/2" MPT Stainless-steel Socket	\$22.82
9.118-159.0	1/2" FPT, Stainless Steel Nipple	\$8.04
9.118-160.0	1/2" MPT, Stainless Steel Nipple	\$7.80

O-RINGS

O-Rings for Legacy, AP, Hansen, Foster, Parker and quick-coupler brands.




- EPDM to 280°F
- Buna to 210°F
- Viton to 300°F

PART NO.	QC SIZE	BULK PART NO.*	LIST PRICE
\$EPDM QC			
8.701-981.0	1/8"		\$0.73
9.802-098.0 	1/4"	9.114-431.0*	\$0.38
9.802-102.0 	3/8"	9.114-432.0*	\$0.73
BUNA QC			
8.702-015.0	1/4"	9.114-433.0*	\$0.73
8.702-017.0 	3/8"	9.114-434.0*	\$0.83
8.702-021.0	1/2"		\$1.11
VITON QC			
8.702-084.0 	1/4"	9.114-435.0*	\$1.61
8.702-088.0 	3/8"	9.114-436.0*	\$2.06
8.702-090.0	1/2"		\$2.37

*Pack of 1000

UNIVERSAL GARDEN HOSE O-RING COUPLER KIT



PART NO.	DESCRIPTION	LIST PRICE
9.119-217.0	Universal O-Ring Coupler and Garden Hose Washers	\$7.46

NEW OFFERING LEGACY® Q.C. COUPLERS SETS



PART NO.	DESCRIPTION	LIST PRICE
9.119-221.0	QC Coupler - 3/8" F X M22 M	\$8.90
9.119-222.0	Kit, Legacy Coupler 1/4" MPT Steel Plug + 1/4" FPT Brass Socket	\$9.07
9.119-223.0	3/8" Plug X 3/8" F-NPT	\$11.79
9.119-224.0	Kit, Legacy Garden Hose Quick Connect GH F x GH M	\$11.91

Q.C. SOCKETS & PLUGS - FOSTER



- Precision Performance
- Unrestricted Bore for Free Flow
- Resists Plug Deformation When Pressure Spikes Occur and Withstands Pump Pulse
- Brass - 5200 PSI
- Steel & Stainless Steel - 5500 PSI

PART NO.	DESCRIPTION	TYPE	LIST PRICE
SOCKETS			
8.756-030.0	1/4" Male	Brass	\$12.69
8.756-031.0	1/4" Female	Brass	\$10.85
8.756-032.0	3/8" Male	Brass	\$14.02
8.756-033.0	3/8" Female	Brass	\$13.80
8.756-034.0	1/2" Female	Brass	\$20.14
PLUGS			
8.756-035.0	1/4" Male	Steel	\$2.84
8.756-036.0	1/4" Female	Steel	\$3.12
8.756-037.0	3/8" Male	Steel	\$3.67
8.756-038.0	3/8" Female	Steel	\$4.00
8.756-039.0	3/8" Male	Stainless-steel	\$14.68
8.756-040.0	3/8" Female	Stainless-steel	\$16.24
8.756-041.0	1/2" Male	Steel	\$7.29
8.756-042.0	1/2" Female	Steel	\$9.35

Q.C. COUPLER



PART NO.	DESCRIPTION	LIST PRICE
8.709-601.0	M22 F X 3/8" Socket	\$12.02

Q.C. SOCKETS & PLUGS - SNAPTITE SERIES

Snaptite Quick Sockets and Plugs are precision-built for extreme high pressure.

- PSI Max: 11,000
- Temperature: -40°F to 205°F
- Zinc Chromate



PART NO.	DESCRIPTION	TYPE	LIST PRICE
SOCKET			
8.707-115.0	1/4" FPT	Zinc Chromate	\$29.49
8.707-116.0	1/4" MPT	Zinc Chromate	\$29.71
9.802-167.0	3/8" FPT	Zinc Chromate	\$40.73
PLUG			
8.707-117.0	1/4" FPT	Zinc Chromate	\$13.80
8.707-121.0	1/4" MPT	Zinc Chromate	\$14.47
9.802-168.0	3/8" FPT	Zinc Chromate	\$14.35
8.707-120.0	3/8" MPT	Zinc Chromate	\$15.91
SEAL, U-PACK			
9.804-043.0	1/4"	Zinc Chromate	\$18.70
8.706-712.0	3/8"	Zinc Chromate	\$17.69

Q.C. SOCKETS & PLUGS - ST SERIES

SERIES	STEEL PLUG PSI	BRASS PLUG PSI	STAINLESS-STEEL PSI
1/8"	2600	2500	4200
1/4"	5500	5200	6700
3/8"	3500	2700	6300
1/2"	2700	2200	3000
3/4"	1700	1700	1700

PART NO.	DESCRIPTION	TYPE	LIST PRICE
SOCKETS			
8.709-463.0	3/4" MPT	Brass	\$60.65
8.709-462.0	3/4" FPT	Brass	\$35.83
8.709-566.0	3/8" MPT	Stainless-steel	\$120.18
8.709-564.0	3/8" FPT	Stainless-steel	\$51.64
8.709-457.0	1/2" FPT	Stainless-steel	\$56.75
PLUGS			
8.709-478.0	1/8" MPT	Steel, Zinc-plated	\$10.02
8.709-479.0	1/8" FPT	Steel, Zinc-plated	\$20.48
8.709-502.0	3/4" MPT	Steel, Zinc-plated	\$28.60
8.709-509.0	3/4" FPT	Steel, Zinc-plated	\$13.69
8.709-486.0	1/4" MPT	Hardened Stainless-steel	\$14.35
8.709-488.0	1/4" FPT	Hardened Stainless-steel	\$18.92
8.709-480.0	1/2" MPT	Hardened Stainless-steel	\$32.27
8.709-481.0	1/2" FPT	Hardened Stainless-steel	\$59.54



Q.C. COUPLER



PART NO.	DESCRIPTION	LIST PRICE
9.114-604.0	1/2" SOCKET FPT, SS	\$23.25

Q.C. SOCKETS & PLUGS - M22 - TWIST SEAL

Allows U.S. standard hose to connect to 22 mm European fittings.



- PSI Max: 4000
- GPM: 7.8
- Temperature Max: 302°F
- Internal O-Ring Seal
- Machined-brass Body
- High-Impact Plastic Knob
- Not Threaded

PART NO.	DESCRIPTION	TYPE	LIST PRICE
8.709-522.0	1/4" FPT	Machined-brass Body	\$11.91
8.709-530.0	3/8" FPT	Machined-brass Body	\$10.51
9.802-173.0	1/4" MPT	Machined-brass Body	\$11.58
8.709-526.0	3/8" MPT	Machined-brass Body	\$10.91

Plugs are made of heavy-duty machined-brass for a safe and leak-free connection.



PART NO.	DESCRIPTION	TYPE	LIST PRICE
8.709-540.0	1/4" FPT	Machined-brass Body	\$6.18
8.709-546.0	3/8" FPT	Machined-brass Body	\$5.01
8.709-536.0	1/4" MPT	Machined-brass Body	\$6.18
8.707-185.0	3/8" MPT	Machined-brass Body	\$8.24
9.115-009.0	M22 X M22	Machined Brass body	\$7.18

Q.C. SOCKETS & PLUGS - EXTENDED TWIST SEAL



- PSI: 3600
- GPM: 11
- Temperature: 300°F
- Double O-Ring Seal
- Machined-Brass Body
- High-Impact Plastic Knob

PART NO.	DESCRIPTION	PSI MAX	LIST PRICE
8.709-535.0	1/4" FPT x M22, Female, Coupler	3600	\$14.68
8.709-555.0	1/4" FPT x M22, Male, Plug	3600	\$7.96

Q.C. SOCKETS & PLUGS - M22 - TWIST SEAL

Couples U.S. standard pipe threads to 22 mm European fittings found on imported pressure washers.



Sockets

- PSI Max: 4000, GPM: 7.8
- Temperature Max: 302°F
- 3.9 to 4.2 Oz. Weight
- Internal O-ring with back ring seal assures no-leak operation
- Oversized High-Impact Plastic Knob
- Machined-Brass Body

PART NO.	DESCRIPTION	TYPE	LIST PRICE
8.709-524.0	1/4" FPT	Machined-brass Body	\$17.80
8.709-531.0	3/8" FPT	Machined-brass Body	\$17.02
8.709-534.0	1/2" FPT	Machined-brass Body	\$18.58
8.709-521.0	1/4" MPT	Machined-brass Body	\$16.47
8.709-528.0	3/8" MPT	Machined-brass Body	\$16.36
8.709-533.0	1/2" MPT	Machined-brass Body	\$19.25



Plugs

PART NO.	DESCRIPTION	TYPE	LIST PRICE
8.709-548.0	3/8" FPT	Machined-brass Body	\$8.95
8.709-553.0	1/2" FPT	Machined-brass Body	\$9.90
8.709-539.0	1/4" MPT	Machined-brass Body	\$7.24
8.709-551.0	1/2" MPT	Machined-brass Body	\$8.52

Q.C. SOCKETS & PLUGS - M22 - QUICK DISCONNECT



Part # 8.709-554.0

- PSI: 4000
- Temperature: 175°F
- EPDM O-Rings
- Machined-brass Body

PART NO.	DESCRIPTION	LIST PRICE
8.709-554.0	3/8" QC Coupler X M22 M	\$11.58
8.709-601.0	3/8" Plug X M22 F	\$12.02
9.114-604.0	3/8" QC Coupler X M22 F	\$23.25
9.114-991.0	Coupler, 1/2" Socket FPT, SS	\$22.82



O-Rings - M22, Viton

PART NO.	DESCRIPTION	LIST PRICE
8.704-036.0	O-rings, M22 Viton	\$2.06
8.704-037.0	Back Ring, 2.4 x 9.3	\$3.50
8.756-782.0	O-rings (EPDM)	\$2.72

KEW STYLE QC'S



PART NO.	DESCRIPTION	PSI	LIST PRICE
9.113-655.0	KEW Style Plug Male	4000	\$33.38
9.113-654.0	Adapter	3600	\$56.20

Q.C. SOCKETS & PLUGS - DOUBLE SHUT-OFF



8.709-580.0



8.709-556.0

- Quick disconnect without drips and leaks
- Indispensable for in-plant multiple station systems
- Machined-construction brass, zinc-plated steel or stainless steel

PART NO.	DESCRIPTION	TYPE	PSI MAX	LIST PRICE
SOCKETS				
8.709-556.0	1/8" FPT	Brass	3000	\$20.14
8.756-043.0	1/4" FPT	Brass	2700	\$29.49
8.709-559.0	3/8" FPT	Brass	2200	\$43.07
8.709-560.0	1/2" FPT	Brass	2250	\$63.43
8.709-561.0	1/2" FPT	Stainless-steel	4250	\$357.21
8.709-562.0	3/4" FPT	Brass	2000	\$123.52
PLUGS				
8.709-580.0	1/8" FPT	Brass	3000	\$15.13
8.709-583.0	3/8" FPT	Brass	2200	\$15.91
8.756-044.0	1/4" FPT	Brass	2700	\$13.69
8.709-584.0	1/2" FPT	Brass	2250	\$38.73
8.709-582.0	3/8" FPT	Steel, Zinc	4000	\$27.49

O-RING REPLACEMENTS



Replacement O-Rings

- Nitrile Up to 210°F
- Use Viton for 230°F and Above

PART NO.	DESCRIPTION	TYPE	MAX TEMP	LIST PRICE
8.701-994.0	1/8" O-ring	Nitrile	Up To 210°F	\$0.73
8.702-015.0	1/4" O-ring	Nitrile	Up To 210°F	\$0.73
8.702-017.0	3/8" O-ring	Nitrile	Up To 210°F	\$0.83
8.702-021.0	1/2" O-ring	Nitrile	Up To 210°F	\$1.11
8.702-084.0	1/4" O-ring	Viton	230°F +	\$1.61
8.702-088.0	3/8" O-ring	Viton	230°F +	\$2.06
8.702-090.0	1/2" O-ring	Viton	230°F +	\$2.37
8.702-023.0	3/32" O-ring	Nitrile*	230°F +	\$1.28

* For Kit 1

Q.C. SOCKETS & PLUGS - A+ BRASS

Designated for 4000 PSI and extended durability. EPDM O-rings as standard. Affordable and rugged all in one.



PART NO.	DESCRIPTION	PSI	LIST PRICE
8.750-695.0	1/4" Socket FPT	4000	\$6.56
8.750-696.0	1/4" Socket MPT	4000	\$6.56
8.750-697.0	3/8" Socket FPT	4000	\$8.29
8.750-698.0	3/8" Socket MPT	4000	\$7.96

SWIVELS - 90°

Excellent for car wash booms and hose reels. Remarkable value, comparable to best swivels made.



- PSI: 4000
- Temperature: 225°F
- Forged-Brass Body
- Nitrile O-Ring

PART NO.	DESCRIPTION	PSI MAX	LIST PRICE
8.712-460.0	3/8" M x 3/8" F	4000	\$71.22
8.712-461.0	3/8" F x 3/8" F	4000	\$66.77
8.712-462.0	1/2" M x 1/2" F	4000	\$77.90
8.712-463.0	1/2" F x 1/2" F	4000	\$75.67
8.712-464.0	1/2" M x 3/8" F	4000	\$65.66
8.712-469.0	3/8" F x 3/4" M w 3/8" Inside thread	4000	\$66.77
8.900-855.0	Repair Kit	4000	\$9.52

SWIVELS - RIGHT ANGLE



8.712-449.0

- PSI Max: 3000 (Brass)
- PSI Max: 5000 (Stainless-Steel)
- Temperature: 300°F
- 360° Swivel Rotation



8.712-448.0

PART NO.	DESCRIPTION	TYPE	LIST PRICE
8.712-448.0	3/8" Swivel	Stainless-steel	\$110.17
8.712-450.0	3/8" Swivel	Brass	\$61.77
8.712-449.0	1/2" Swivel	Brass	\$99.04
8.700-287.0	3/8" Repair Kit for 8.712-448.0, 8.712-450.0		\$42.85
8.700-285.0	1/2" Repair Kit for 8.712-449.0		\$36.84



SWIVELS - STAINLESS-STEEL, HIGH-PRESSURE

Perfect for Hose to Trigger Gun Swivel connection



- GPM Max: 15
- MAX PSI: 5000
- Temperature: 250° F
- Viton Seals



PART NO.	DESCRIPTION	PSI	LIST PRICE
9.113-294.0	3/8 MPT X FPT	5000	\$89.02

SWIVELS - STAINLESS-STEEL, HIGH-PRESSURE AND ECONOMY BRASS



- GPM Max:
10.5 (Stainless-Steel)
7.8 (Brass)
- Temperature:
320°F (Stainless-Steel)
195°F (Brass)
- Highly Resistant to Harsh Chemicals
- "Live" Swivel at Full Pressure
- Weight: 6 oz..

PART NO.	DESCRIPTION	PSI	LIST PRICE
8.712-456.0	1/4" M x F, Swivel - SS	5600	\$86.80
8.712-455.0	3/8" M x F, Swivel - SS	5600	\$89.02
8.712-443.0	3/8" M x F, Swivel - Brass	3600	\$21.81
8.704-096.0	Repair Kit for 8.712-456.0, 8.712-455.0		\$20.59

SWIVELS - GUN - MOSMATIC



Made of corrosion-resistant material and stainless-steel, self-lubricated bearings, the new gun swivel offers highest-quality Swiss-made craftsmanship.



- PSI: 4000
- Temperature: 250°F
- GPM: 30

PART NO.	DESCRIPTION	LIST PRICE
8.712-467.0	1/4" NPTF, Gun Swivel	\$99.04
8.712-466.0	3/8" NPTF, Gun Swivel	\$96.81

SWIVEL - STAINLESS STEEL GUN



- Stainless Steel
- PSI: 5800
- Temperature: 320°F

SWIVELS - STAINLESS-STEEL BALL BEARING



- PSI Max: 3500
- Temperature: 180°F
- Hardened, Stainless-Steel Body
- Nitrile Buna Seals
- M x F NPT Thread
- Ball-bearing design ensures free swivel action under pressure
- Suitable for extended-wear applications

PART NO.	DESCRIPTION	GPM	LIST PRICE
8.712-457.0	1/4" Stainless-steel	6.8	\$63.43
8.712-458.0	3/8" Stainless-steel	10.6	\$66.77
8.712-459.0	1/2" Stainless-steel	27.0	\$84.57
8.700-461.0	Repair Kit for 8.712-459.0		\$23.04

SWIVELS - STAINLESS-STEEL



- PSI: 4000
- Temperature: 200°F
- All Stainless Construction
- Teflon® Swivel Ring
- Rebuildable
- 3/8" In and Out

PART NO.	DESCRIPTION	LIST PRICE
8.712-446.0	3/8" MPT x FPT	\$40.84
8.712-447.0	3/8" FPT x FPT	\$42.95

SWIVELS - BALL BEARING

Swivels freely even at maximum pressure level noted below.



- Brass and Stainless-steel Materials
- Inline & 90 Degree Options

PART NO.	DESCRIPTION	PSI MAX	LIST PRICE
8.712-438.0	1/4" MPT x FPT	2000	\$67.33
8.712-439.0	1/4" MPT x FPT	3500	\$75.67
8.712-440.0	3/8" MPT x FPT	2000	\$68.44
8.712-441.0	3/8" MPT x FPT	3500	\$76.78
90° SWIVELS			
8.712-479.0	1/4" 90°	3500	\$105.16
8.700-263.0	Rebuild Kit		\$25.38

PART NO.	DESCRIPTION	LIST PRICE
8.761-127.0	1/4NPT M-1/4NPT F	\$59.00
8.761-128.0	3/8NPT M-3/8NPT F	\$59.00
8.761-129.0	Swivel Gasket Repair Kit	\$23.00

SWIVELS - A+ LONG BODY STYLE



- PSI: 3000
- Brass Housing
- Stainless-Steel Flow-Through Bolt
- Close-tolerance fit ensures leakproof seal
- Teflon® Ring Provides Free Swivel

PART NO.	DESCRIPTION	TYPE	LIST PRICE
8.904-551.0	3/8" MPT x FPT*	Brass	\$35.94
8.904-552.0	3/8" FPT x FPT*	Brass	\$39.51

* Long Body Style

ADAPTERS - BRASS



- FPT X MPT

PART NO.	DESCRIPTION	TYPE	LIST PRICE
8.705-186.0	1/8" x 1/8"	Brass	\$2.23
9.803-054.0	1/4" x 1/8"	Brass	\$2.39
8.705-188.0	1/4" x 1/4"	Brass	\$3.01
8.705-185.0	3/8" x 1/8"	Brass	\$9.80
9.804-007.0	3/8" x 1/4"	Brass	\$3.79
8.705-190.0	3/8" x 3/8"	Brass	\$4.95
8.705-192.0	1/2" x 1/4"	Brass	\$5.12
8.705-191.0	1/2" x 3/8"	Brass	\$5.01
9.802-148.0	1/2" x 1/2"	Brass	\$4.73
8.705-194.0	3/4" x 1/2"	Brass	\$17.80
8.705-195.0	3/4" x 3/4"	Brass	\$17.36

BUSHINGS - BRASS



- FPT X MPT

PART NO.	DESCRIPTION	TYPE	LIST PRICE
9.803-564.0	1/4" x 1/8"	Brass	\$1.50
8.705-129.0	3/8" x 1/4"	Brass	\$2.17
9.804-015.0	3/8" x 1/8"	Brass	\$3.01
9.802-135.0	1/2" x 1/4"	Brass	\$3.62
8.705-132.0	1/2" x 3/8"	Brass	\$2.84
8.705-133.0	3/4" x 3/8"	Brass	\$6.23
9.802-136.0	3/4" x 1/2"	Brass	\$4.73

HEX COUPLINGS - BRASS



PART NO.	DESCRIPTION	TYPE	LIST PRICE
8.705-150.0	1/8" F	Brass	\$1.84
8.705-151.0	1/4" F	Brass	\$2.39
8.705-152.0	3/8" F	Brass	\$3.84
8.705-153.0	1/2" F	Brass	\$4.73
8.705-154.0	3/4" F	Brass	\$9.46

HEX COUPLINGS - REDUCING - BRASS



PART NO.	DESCRIPTION	TYPE	LIST PRICE
8.705-155.0	1/4" x 1/8" F	Brass	\$2.61
8.705-156.0	3/8" x 1/4" F	Brass	\$3.39
8.705-157.0	1/2" x 1/4" F	Brass	\$9.02
8.705-158.0	1/2" x 3/8" F	Brass	\$8.35
8.705-159.0	3/4" x 1/2" F	Brass	\$15.13

HEX NIPPLES - DOUBLE - BRASS



PART NO.	DESCRIPTION	TYPE	LIST PRICE
8.705-224.0	1/8" x 1/8" M	Brass	\$1.50
9.802-108.0	1/4" x 1/4" M	Brass	\$2.11
8.705-228.0	3/8" x 3/8" M	Brass	\$3.12
9.803-989.0	1/2" x 1/2" M	Brass	\$5.28
8.705-233.0	3/4" x 3/4" M	Brass	\$10.35
8.705-234.0	1" x 1" M	Brass	\$26.49

HEX REDUCING NIPPLES - BRASS



PART NO.	DESCRIPTION	TYPE	LIST PRICE
8.630-575.0	1/4" x 1/8" M	Brass	\$3.34
8.705-223.0	3/8" x 1/8" M	Brass	\$5.28
8.705-227.0	3/8" x 1/4" M	Brass	\$3.84
8.705-229.0	1/2" x 1/4" M	Brass	\$7.01
9.803-276.0	1/2" x 3/8" M	Brass	\$5.23
9.803-556.0	3/4" x 1/2" M	Brass	\$9.90

NIPPLES - BRASS - OPEN & CLOSE



Close Nipple





PART NO.	DESCRIPTION	TYPE	LIST PRICE
8.705-201.0	1/8" Close	Brass	\$0.95
8.705-204.0	1/4" Close	Brass	\$1.50
8.705-211.0	3/8" Close	Brass	\$2.23
9.802-109.0	1/2" Close	Brass	\$3.01
8.705-220.0	3/4" Close	Brass	\$6.90
8.705-202.0	1/8" x 1-1/2"	Brass	\$1.84
8.705-203.0	1/8" x 2-1/2"	Brass	\$8.40
8.705-205.0	1/4" x 1-1/2"	Brass	\$2.44
8.705-206.0	1/4" x 2"	Brass	\$3.29
8.705-207.0	1/4" x 2-1/2"	Brass	\$5.45
8.705-212.0	3/8" x 1-1/2"	Brass	\$4.07
8.705-213.0	3/8" x 2-1/2"	Brass	\$6.68
8.705-214.0	3/8" x 3"	Brass	\$9.35
8.705-217.0	1/2" x 1-1/2"	Brass	\$5.28
8.705-218.0	1/2" x 3"	Brass	\$14.25
8.705-221.0	3/4" x 2"	Brass	\$9.52
8.705-222.0	3/4" x 3"	Brass	\$21.14

SWIVELS - JIC



9.802-151.0

PART NO.	DESCRIPTION	TYPE	LIST PRICE
9.802-153.0	1/4" Barb x 1/4" JIC FPT	Brass	\$4.28
9.802-151.0 	1/2" Barb x 1/2" JIC FPT	Brass	\$8.40
9.802-152.0	3/4" Barb x 3/4" JIC FPT	Brass	\$18.70
9.802-048.0 	1/2" JIC FPT x 3/8" MPT	Steel	\$8.79
8.706-315.0	1/2" JIC FPT x 1/2" MPT	Steel	\$12.46

NIPPLES - JIC X-PIPE



PART NO.	DESCRIPTION	LIST PRICE
8.706-265.0	1/2" JIC x 1/4" FPT	\$21.36
9.802-037.0	1/2" JIC x 3/8" FPT	\$5.62
9.802-036.0	1/2" JIC x 3/8" MPT	\$3.62
9.802-038.0	1/2" JIC x 1/2" MPT	\$4.45

ELBOWS - 90° - BRASS



PART NO.	DESCRIPTION	TYPE	LIST PRICE
8.705-160.0	1/8" FPT	Brass	\$3.95
8.705-161.0	1/4" FPT	Brass	\$6.18
9.802-113.0	3/8" FPT	Brass	\$7.18
9.803-265.0	1/2" FPT	Brass	\$13.57
8.705-164.0	3/4" FPT	Brass	\$23.59
8.705-169.0	1/4" x 1/4" MPT	Brass	\$6.29
8.705-171.0	3/8" x 3/8" MPT	Brass	\$9.52
8.705-173.0	1/2" x 1/2" MPT	Brass	\$17.47
9.802-129.0	1/2" JIC x 3/8" MPT	Brass	\$9.68
9.802-131.0	1/2" JIC x 1/2" MPT	Brass	\$9.80

REDUCING ELBOWS

8.705-165.0	1/4" FPT x 1/8" FPT	Brass	\$11.58
8.705-166.0	3/8" FPT x 1/4" FPT	Brass	\$17.14
8.705-168.0	1/4" x 1/8" MPT	Brass	\$8.52
8.705-167.0	3/8" x 1/8" MPT	Brass	\$14.91
8.705-170.0	3/8" x 1/4" MPT	Brass	\$8.29
8.705-172.0	1/2" x 3/8" MPT	Brass	\$11.24

ELBOWS - STREET-BRASS



PART NO.	DESCRIPTION	TYPE	LIST PRICE
90° STREET ELBOWS			
8.705-174.0	1/8" M x F	Brass	\$2.61
9.803-839.0	1/4" M x F	Brass	\$4.45
9.802-114.0	3/8" M x F	Brass	\$6.23
9.802-115.0	1/2" M x F	Brass	\$11.08
9.803-555.0	3/4" M x F	Brass	\$18.58
45° STREET ELBOWS			
8.705-180.0	1/8" M x F	Brass	\$4.50
8.705-181.0	1/4" M x F	Brass	\$5.68
8.705-182.0	3/8" M x F	Brass	\$6.18
8.705-183.0	1/2" M x F	Brass	\$9.68
8.705-184.0	3/4" M x F	Brass	\$42.07

TEES - FPT - FORGED-BRASS



PART NO.	DESCRIPTION	TYPE	LIST PRICE
8.705-246.0	1/8" F	Brass	\$4.90
8.705-247.0	1/4" F	Brass	\$7.79
8.705-248.0	3/8" F	Brass	\$10.51
9.802-117.0	1/2" F	Brass	\$17.14
8.705-251.0	3/4" F	Brass	\$29.93

TEES - BRANCH-BRASS



■ FPT x FPT x MPT Pipe Run

PART NO.	DESCRIPTION	TYPE	LIST PRICE
9.802-120.0	1/4"	Brass	\$11.91
8.705-254.0	3/8"	Brass	\$13.35
8.705-255.0	1/2"	Brass	\$28.60

TEES - STREET-BRASS



■ FPT x FPT x MPT Pipe Run

PART NO.	DESCRIPTION	TYPE	LIST PRICE
9.802-121.0	1/4"	Brass	\$8.12
8.705-257.0	3/8"	Brass	\$9.63
9.802-122.0	1/2"	Brass	\$19.25
8.705-259.0	3/4"	Brass	\$53.98

CROSSES - FPT - BRASS EXTRUDED



PART NO.	DESCRIPTION	TYPE	LIST PRICE
8.705-196.0	1/4"	Brass	\$11.24
8.705-197.0	3/8"	Brass	\$17.47
8.705-198.0	1/2"	Brass	\$25.26
8.705-199.0	3/4"	Brass	\$89.02

NIPPLES - JIC - BRASS



9.802-128.0



8.706-894.0

PART NO.	DESCRIPTION	TYPE	LIST PRICE
8.706-872.0	1/2" JIC x 1/4" MPT	Brass	\$6.79
9.802-127.0	1/2" JIC x 3/8" MPT	Brass	\$4.95
9.802-128.0	1/2" JIC x 1/2" MPT	Brass	\$5.28
8.706-877.0	1/2" JIC x 3/4" MPT	Brass	\$10.91
8.706-894.0	1/2" JIC x 1/2" FPT	Brass	\$6.79
8.706-896.0	1/2" JIC x 1/4" FPT	Brass	\$8.01
8.706-897.0	1/2" JIC x 3/4" FPT	Brass	\$11.69
8.706-899.0	3/4" JIC x 3/4" Pipe MPT	Brass	\$16.14
8.706-971.0	1/2" JIC x 3/4" GHF	Brass	\$17.69

BARBS - PUSH-N-LOCK



Normally requires no clamps



Barb x Barb

PART NO.	DESCRIPTION	TYPE	LIST PRICE
BARB X MPT			
8.705-069.0	1/4" x 1/8"	Brass	\$2.17
8.705-070.0	1/4" x 1/4"	Brass	\$2.84
8.705-071.0	1/4" x 3/8"	Brass	\$5.06
8.705-072.0	3/8" x 1/8"	Brass	\$4.12
8.705-073.0	3/8" x 1/4"	Brass	\$3.01
8.705-074.0	3/8" x 3/8"	Brass	\$4.00
8.705-075.0	3/8" x 1/2"	Brass	\$6.84
8.705-076.0	3/8" x 3/4"	Brass	\$21.70
8.705-077.0	1/2" x 1/4"	Brass	\$6.79
9.802-156.0	1/2" x 3/8"	Brass	\$5.51
8.705-079.0	1/2" x 1/2"	Brass	\$6.62
8.705-080.0	1/2" x 3/4"	Brass	\$13.57
8.705-081.0	5/8" x 3/8"	Brass	\$21.03
8.705-082.0	5/8" x 1/2"	Brass	\$11.58
8.705-083.0	5/8" x 3/4"	Brass	\$14.91
8.705-084.0	3/4" x 1/2"	Brass	\$11.79
8.705-085.0	3/4" x 3/4"	Brass	\$12.24
BARB X BARB			
8.705-064.0	1/4" x 1/4"	Brass	\$3.62
8.705-065.0	3/8" x 3/8"	Brass	\$4.12
8.705-066.0	1/2" x 1/2"	Brass	\$6.46
8.705-067.0	5/8" x 5/8"	Brass	\$9.96
8.705-068.0	3/4" x 3/4"	Brass	\$10.96

HOSE BARBS - BRASS CHECK BARBS



- 1/4" MPT x 1/4" Barb
- Brass Body
- Buna or Viton Check Ball

PART NO.	DESCRIPTION	TYPE	LIST PRICE
8.904-389.0	Check Hose Barb - Viton	Brass Body	\$22.92

HOSE BARBS - SWIVEL - LOW PRESSURE

Swivels easily at low pressure to eliminate twists and tangles in chemical or water lines.



- PSI Max: 300
- Temperature: 210°F
- Brass MPT base with steel hose barb

PART NO.	DESCRIPTION	TYPE	LIST PRICE
8.705-050.0	1/4" x 1/4"	Brass MPT, Steel Hose Barb	\$8.79
8.705-052.0	3/8" x 3/8"	Brass MPT, Steel Hose Barb	\$10.40
8.705-053.0	1/2" x 1/2"	Brass MPT, Steel Hose Barb	\$13.57

HOSE BARBS - ORIFICED

Inexpensive way to create suction on inlet side of pump



- 3/8" MPT x 5/8" Barb
- Used in-line from float tank to pump
- One-Piece, Machined-Brass
- Standard orifice 5/32" - drill up to 3/8" to fit your need

PART NO.	DESCRIPTION	TYPE	LIST PRICE
8.705-093.0	Orificed Hose Barb	Machined Brass	\$7.01

DRAIN COCKS



PART NO.	DESCRIPTION	LIST PRICE
8.705-060.0	1/4" Fuel Drain with Tee Handle	\$4.28

HOSE BARBS - BRASS



90° Barb x MPT

- 90° Barb x MPT, Barb x MPT, & Barb x FPT



Barb x MPT

PART NO.	DESCRIPTION	TYPE	LIST PRICE
90° BARB X MPT			
9.802-142.0	1/4" x 1/8"	Brass	\$5.90
9.802-143.0	1/4" x 1/4"	Brass	\$5.51
8.705-118.0	3/8" x 1/4"	Brass	\$5.90
8.705-119.0	3/8" x 3/8"	Brass	\$7.18
8.705-120.0	3/8" x 1/2"	Brass	\$12.36
8.705-121.0	1/2" x 1/4"	Brass	\$9.40
8.705-122.0	1/2" x 3/8"	Brass	\$10.91
8.705-123.0	1/2" x 1/2"	Brass	\$11.69
8.705-125.0	5/8" x 3/8"	Brass	\$9.29
8.705-126.0	5/8" x 1/2"	Brass	\$10.58
BARB X MPT			
8.705-097.0	1/8" x 1/4"	Brass	\$4.17
9.802-137.0	1/4" x 1/8"	Brass	\$1.73
9.802-138.0	1/4" x 1/4"	Brass	\$2.11
8.705-102.0	1/4" x 3/8"	Brass	\$3.62
8.705-108.0	1/4" x 1/2"	Brass	\$6.56
8.705-098.0	3/8" x 1/8"	Brass	\$2.34
8.705-104.0	3/8" x 1/4"	Brass	\$2.34
8.705-105.0	3/8" x 3/8"	Brass	\$3.12
8.705-103.0	3/8" x 1/2"	Brass	\$7.40
8.705-100.0	3/8" x 3/4"	Brass	\$11.79
8.705-110.0	1/2" x 1/4"	Brass	\$2.72
8.705-106.0	1/2" x 3/8"	Brass	\$3.39
8.705-109.0	1/2" x 1/2"	Brass	\$4.90
8.705-111.0	1/2" x 3/4"	Brass	\$7.74
8.705-107.0	5/8" x 3/8"	Brass	\$4.17
9.802-140.0	5/8" x 1/2"	Brass	\$5.06
8.705-113.0	5/8" x 3/4"	Brass	\$11.79
8.705-114.0	3/4" x 1/2"	Brass	\$5.45
8.705-115.0	3/4" x 3/4"	Brass	\$8.01
BARB X FPT			
8.706-949.0	1/4" x 1/4"	Brass	\$3.62

PLUGS - HEX HEAD



PART NO.	DESCRIPTION	LIST PRICE
8.705-236.0	1/8"	\$0.95
8.705-238.0	1/4"	\$1.45
8.705-240.0	3/8"	\$2.39
9.803-673.0	1/2"	\$4.00
8.705-244.0	3/4"	\$6.56

PLUGS - ALLEN HEAD



PART NO.	DESCRIPTION	LIST PRICE
9.803-051.0	1/8"	\$1.00
9.802-124.0	1/4"	\$1.45
8.705-241.0	3/8"	\$2.39
8.705-243.0	1/2"	\$4.00

LOCKNUT FITTINGS - HEX-HEAD PLUGS



PART NO.	DESCRIPTION	LIST PRICE
8.705-041.0	1/8"	\$2.44
8.705-042.0	1/4"	\$3.06
8.705-043.0	3/8"	\$2.84
8.705-044.0	1/2"	\$3.12
8.705-045.0	3/4"	\$9.40

GARDEN HOSE FITTINGS



- MGH = Male Garden Hose
- FGH = Female Garden Hose
- Heavy-Duty, Machined-brass Fittings

8.901-292.0 8.705-034.0 8.709-460.0 9.804-016.0 9.802-145.0 8.705-087.0 9.117-454.0

PART NO.	DESCRIPTION	LIST PRICE
SWIVEL FITTINGS - 3/4" FGH		
8.705-032.0	1/4" MPT	\$12.91
8.901-292.0	3/8" MPT	\$14.91
8.901-291.0	1/2" MPT	\$16.14
8.705-033.0	1/2" FPT (S-1)	\$5.78
9.802-146.0	\$3/4" FGH Swivelwith 1/2" MPT Strainer	\$9.85
8.705-034.0	3/4" FPT (S-2)	\$7.74
8.705-035.0	3/4" FGH (S-3)	\$9.02
8.705-008.0	1/2" Barb	\$7.01
8.705-009.0	5/8" Barb	\$7.12
8.705-010.0	3/4" Barb	\$9.18
GARDEN HOSE QUICK COUPLERS		
8.709-460.0	Female Hose Coupler	\$28.93
8.709-508.0	Male Hose Plug	\$12.69
GARDEN HOSE ACCESSORIES		
8.705-016.0	Garden Hose Washer	\$0.45
9.804-016.0	Filter Screen Washer (30-mesh)	\$0.45
SOLID FITTINGS		
8.705-024.0	3/4" MGH x 3/8" MPT	\$8.57
9.802-145.0	3/4" MGH x 1/2" MPT	\$9.96
8.705-026.0	3/4" MGH x 3/4" MPT	\$7.06
8.705-019.0	3/4" FGH x 1/2" FPT	\$10.18
8.705-020.0	3/4" FGH x 3/4" FPT	\$8.29
8.705-022.0	3/4" FGH x 1/2" MPT	\$11.69
8.705-023.0	3/4" FGH x 3/4" MPT	\$8.07
8.705-018.0	3/4" FGH x 3/4" FGH (Stainless-steel)	\$9.29
HOSE BARB FITTINGS		
8.705-086.0	3/8" Barb x 3/4" MGH	\$8.46
8.705-087.0	1/2" Barb x 3/4" MGH	\$6.90
8.705-088.0	5/8" Barb x 3/4" MGH	\$7.18
8.705-089.0	3/4" Barb x 3/4" MGH	\$7.06
8.705-091.0	3/8" Barb x 3/4" FGH	\$7.90
8.705-092.0	1/2" Barb x 3/4" FGH	\$6.84
8.705-094.0	5/8" Barb x 3/4" FGH	\$7.68
8.705-095.0	3/4" Barb x 3/4" FGH	\$7.62
HOSE CONNECTOR WITH TENSION SPRING		
9.117-454.0	3/4" F GH Inlet, 1/2" M Outlet	\$14.68
9.117-453.0	3/4" F GH Inlet, 3/8" M Outlet	\$14.68



HOSE CLAMPS

WARNING: LOW-PRESSURE USE ONLY!



- Not for Use on Pressure Washer Discharge Hose
- Stainless-Steel Band and Housing
- Screw Clamp - Gear Tensions



- Nylon "Speedi-Clamp" Tightens with a Snap
- Releases with a Twist
- Pack of 50

PART NO.	BAND	OD	MIN	MAX	LIST PRICE
SCREW CLAMPS					
9.802-200.0	4 mm	5/16"	.25	.63	\$1.33
8.710-456.0	5 mm	5/16"	.38	.88	\$1.89
8.710-457.0	10 mm	5/16"	.50	1.06	\$1.78
8.710-458.0	H8	1/2"	.44	.91	\$1.84
8.710-459.0	H10	1/2"	.56	1.06	\$1.94
8.710-460.0	H12	1/2"	.69	1.25	\$2.28
8.710-461.0	H16	1/2"	.7	1.50	\$2.28
8.710-464.0	H32	1/2"	1.56	2.50	\$2.39
6.390-126.0	Red Spring Clamp		.466	.54	\$0.50
8.709-116.0	Green Spring Clamp		.40	.48	\$0.45
SPEEDI-CLAMPS - PACKS OF 50					
8.904-167.0	1/4" ID Speedi-Clamp				\$27.60
8.904-168.0	3/8" ID Speedi-Clamp				\$36.94

ADAPTERS - HIGH PSI - STEEL



- MPT x FPT

PART NO.	DESCRIPTION	PSI	TYPE	LIST PRICE
8.705-356.0	1/4" x 1/4"	6000	Steel	\$4.17
8.705-357.0	1/4" x 3/8"	6000	Steel	\$7.01
9.804-553.0	3/8" x 3/8"	6000	Steel	\$11.24
8.706-302.0	3/8" x 1/2"	6000	Steel	\$11.24
8.705-360.0	1/2" x 1/2"	6000	Steel	\$17.47
8.705-361.0	1/2" x 3/4"	6000	Steel	\$17.47
8.705-362.0	3/4" x 3/4"	6000	Steel	\$34.72

COUPLINGS - HEX - HIGH PSI - STEEL

- Up to 6000 PSI Working Pressure (18,000 PSI Burst)
- Attractive Zinc-Plated Protective Coating
- U.S. Standard Taper Pipe Threads

COUPLINGS - HEX - HEAVY WALL STEEL



- FPT x FPT

PART NO.	DESCRIPTION	PSI	LIST PRICE
HEX COUPLINGS			
8.705-364.0	1/4" x 1/4"	6000	\$4.45
8.705-366.0	3/8" x 3/8"	6000	\$5.51
8.706-141.0	1/2" x 1/2"	5000	\$8.52
8.705-371.0	3/4" x 3/4"	5000	\$14.02
REDUCING COUPLINGS			
8.705-365.0	3/8" x 1/4"	6000	\$8.35
8.705-367.0	1/2" x 3/8"	5000	\$11.79
8.705-368.0	1/2" x 1/4"	5000	\$10.40
8.705-370.0	3/4" x 1/2"	4000	\$21.14

NIPPLES - HEX - HIGH PSI - STEEL



- MPT X MPT

PART NO.	DESCRIPTION	PSI	LIST PRICE
9.802-010.0	1/4" x 1/4"	6000	\$2.44
9.802-011.0	3/8" x 3/8"	6000	\$3.39
9.802-012.0	1/2" x 1/2"	6000	\$4.84
8.705-380.0	3/4" x 3/4"	6000	\$9.24
9.802-022.0	3/8" x 1/4"	6000	\$4.07
8.705-375.0	1/2" x 1/4"	6000	\$6.46
8.705-376.0	1/2" x 3/8"	6000	\$5.23
8.705-379.0	3/4" x 1/2"	6000	\$9.46

ELBOWS - 45°



- FPT X FPT

PART NO.	DESCRIPTION	LIST PRICE
8.706-278.0	3/8" x 3/8", 45°	\$14.35

ELBOWS - STREET - HIGH PSI - STEEL



■ MPT x FPT

PART NO.	DESCRIPTION	PSI	LIST PRICE
9.802-029.0	1/4" x 1/4"	6000	\$ 7.29
9.804-080.0	1/4" x 3/8"	6000	\$ 10.07
9.802-030.0	3/8" x 3/8"	6000	\$ 9.80
8.705-384.0	3/8" x 1/2"	6000	\$ 14.58
9.803-045.0	1/2" x 1/2"	6000	\$ 14.35
8.705-386.0	1/2" x 3/4"	6000	\$ 34.38
8.705-387.0	3/4" x 3/4"	6000	\$ 30.05

TEES - STREET TEE - HIGH PSI - STEEL



■ FPT x FPT x MPT Pipe Run

PART NO.	DESCRIPTION	PSI	LIST PRICE
8.705-428.0	1/4"	5000	\$ 10.51
9.802-033.0	3/8"	4500	\$ 13.14
9.802-034.0	1/2"	3000	\$ 22.26
8.705-431.0	3/4"	3000	\$ 38.50

ELBOWS - HIGH PSI - STEEL



PART NO.	DESCRIPTION	PSI	LIST PRICE
8.706-176.0	1/4" x 1/8" FPT	4500	\$ 11.69
8.705-393.0	1/4" x 1/4" FPT	5000	\$ 7.24
8.705-394.0	1/4" x 3/8" FPT	4500	\$ 10.51
9.802-023.0	3/8" x 3/8" FPT	4500	\$ 8.57
8.705-396.0	3/8" x 1/2" FPT	3000	\$ 17.47
8.705-397.0	1/2" x 1/2" FPT	3000	\$ 14.02
8.705-398.0	1/2" x 3/4" FPT	4000	\$ 31.94
8.705-399.0	3/4" x 3/4" FPT	4000	\$ 30.94
9.802-039.0	1/2" JIC x 3/8" MPT	5000	\$ 7.79
9.802-040.0	1/2" JIC x 1/2" MPT	5000	\$ 12.57
9.802-130.0	1/2" JIC x 1/4" MPT	5000	\$ 14.13
8.706-906.0	1/2" JIC x 3/4" FPT	5000	\$ 22.14

CROSSES - 4 CONNECTS - HIGH PSI - STEEL



PART NO.	DESCRIPTION	PSI	LIST PRICE
8.705-418.0	1/4" FPT	5000	\$ 19.58
8.705-419.0	3/8" FPT	4500	\$ 20.48
8.705-420.0	1/2" FPT	3000	\$ 32.27
8.705-421.0	3/4" FPT	3000	\$ 61.20

TEES - 3 CONNECTS - HIGH PSI - FORGED




PART NO.	DESCRIPTION	PSI	LIST PRICE
8.705-412.0	1/4" FPT	5000	\$ 10.80
8.705-414.0	3/8" FPT	4500	\$ 14.47
8.706-216.0	1/2" FPT	3000	\$ 18.25
8.705-417.0	3/4" FPT	3000	\$ 34.38
8.706-213.0	1/4" MPT	5000	\$ 19.48

REDUCING BUSHING - HIGH PSI - STEEL



■ MPT x FPT

PART NO.	DESCRIPTION	PSI	TYPE	LIST PRICE
9.802-046.0	3/8" x 1/4"	6000	Steel	\$ 2.23
8.705-423.0	1/2" x 1/4"	6000	Steel	\$ 3.56
9.802-045.0	 1/2" x 3/8"	6000	Steel	\$ 3.45
8.705-426.0	3/4" x 1/2"	6000	Steel	\$ 5.06

HEX PIPE PLUGS - HIGH PSI - STEEL



PART NO.	DESCRIPTION	PSI	TYPE	LIST PRICE
9.803-530.0	1/4" MPT	6000	Steel	\$ 1.11
8.705-433.0	3/8" MPT	6000	Steel	\$ 1.67
8.705-434.0	1/2" MPT	6000	Steel	\$ 2.44
8.705-435.0	3/4" MPT	6000	Steel	\$ 5.90

GALVANIZED PIPE FITTINGS

- Pressed-Steel Fittings - external galvanized for excellent chemical resistance
- NOT recommended for high-pressure piping applications
- Ideal for supply line (city water pressure) applications working pressure rating of 125 PSI

ELBOWS - STREET - 90° - GALVANIZED



PART NO.	DESCRIPTION	LIST PRICE
8.705-407.0	1/4" MPT x FPT	\$4.40
8.705-408.0	3/8" MPT x FPT	\$4.28
8.705-409.0	1/2" MPT x FPT	\$3.67
8.705-410.0	3/4" MPT x FPT	\$9.24

TEES - BANDED - 3 CONNECTS - GALVANIZED



PART NO.	DESCRIPTION	LIST PRICE
8.705-456.0	1/4" FPT x FPT x FPT	\$4.95
8.705-458.0	3/8" FPT x FPT x FPT	\$5.06
8.705-459.0	1/2" FPT x FPT x FPT	\$3.45
8.705-461.0	3/4" FPT x FPT x FPT	\$4.73

COUPLINGS - GALVANIZED



PART NO.	DESCRIPTION	LIST PRICE
8.705-436.0	1/4" FPT x FPT	\$4.07
8.705-437.0	3/8" FPT x FPT	\$2.84
8.705-438.0	1/2" FPT x FPT	\$2.44
8.705-439.0	3/4" FPT x FPT	\$4.28

ELBOWS - 90° - GALVANIZED



PART NO.	DESCRIPTION	LIST PRICE
8.705-405.0	1/2" FPT x FPT	\$2.84
8.705-406.0	3/4" FPT x FPT	\$4.95

NIPPLES - PIPE - MPT - HIGH PSI - ZINC



PART NO.	DESCRIPTION	PSI	TYPE	LIST PRICE
9.803-043.0	2" x 1/4"	6000	Zinc	\$4.57
8.705-441.0	3" x 1/4"	6000	Zinc	\$18.80
8.705-443.0	2" x 3/8"	6000	Zinc	\$12.80
8.705-985.0	3" x 3/8"	6000	Zinc	\$9.07
8.705-446.0	2" x 1/2"	6000	Zinc	\$10.23
9.802-014.0	3" x 1/2"	6000	Zinc	\$8.85
8.705-996.0	5" x 1/2"	6000	Zinc	\$13.14
8.705-450.0	2" x 3/4"	6000	Zinc	\$14.02
8.705-451.0	3" x 3/4"	6000	Zinc	\$23.59
8.705-452.0	4" x 3/4"	6000	Zinc	\$25.93
8.705-453.0	6" x 3/4"	6000	Zinc	\$39.95



FILTERS - CHEMICAL - "THE BIG ONE"



Larger, heavier, and with more filtering area than competitors' filters.



- Corrosion-resistant Plastic
- Stepped 1/4" & 3/8" Hose Barb
- Weighted to Hold onto Bottom of Tank

PART NO.	DESCRIPTION	LIST PRICE
8.709-938.0	 with Check Valve	\$4.90
8.709-939.0	 without Check Valve	\$4.23

FILTERS - CHEMICAL - BRASS



50-mesh, stainless-steel screen. Removable mesh for easy cleaning. Heavy-duty, one-piece brass body holds the filter on the bottom of tank.



- 1/4" Hose Barb
- Stainless-Steel Check Ball

PART NO.	DESCRIPTION	LIST PRICE
8.707-058.0	with Check Valve	\$7.79
8.709-934.0	without Check Valve	\$7.24

COUPLERS, FITTINGS & FILTERS

FILTERS - CHEMICAL - BRASS / PLASTIC

Polypropylene and brass construction.



- 7 mm Hose Barb

PART NO.	DESCRIPTION	LIST PRICE
8.709-935.0	with Check Valve	\$8.07
9.802-160.0	without Check Valve	\$4.45

FILTERS - CHEMICAL LINES WITH FILTER



- 6-Foot Long, 1/4" Clear Vinyl Tubing

PART NO.	DESCRIPTION	PSI	LIST PRICE
8.903-991.0	Chemical Line, Filter with Check Valve	Brass Filter	\$15.46
8.903-993.0	Chemical Line, Filter with Check Valve	Plastic Filter	\$15.46
8.903-996.0	Chemical Line, Filter without Check Valve	Plastic Filter	\$14.68

FILTERS - IN-LINE - HEAVY-DUTY



- PSI Max: 145
- GPM Max: 8
- Temperature Max: 140°F
- 1/2" Female x Male
- 50-Mesh Screen
- Unbreakable Reinforced Nylon Cap

PART NO.	DESCRIPTION	PSI	LIST PRICE
8.709-974.0	Filter	145	\$36.17
8.709-975.0	Filter with Auxiliary Bypass Port	145	\$36.72
8.704-172.0	Replacement Filter	145	\$12.91

FILTERS - IN-LINE - ALL METAL

Diecast aluminum body & cover with a black anodized finish.



- PSI Max: 580
- GPM Max: 6.6
- Temperature Max: 195°F
- 38-Mesh Screen
- 1/2" Female x Male

PART NO.	DESCRIPTION	PSI	LIST PRICE
8.709-976.0	All Metal In-Line Filter	170	\$54.97

FILTERS - IN-LINE - GREEN-CAP

The original Green-Cap!



- PSI Max: 145
- GPM Max: 6
- 50-Mesh Stainless Screen
- Aluminum Housing with a Plastic Cap
- 1/2" FPT Inlet
- 1/2" MPT Outlet
- Two 1/2" MPT Bypass Ports

PART NO.	DESCRIPTION	MAX PSI	LIST PRICE
8.709-961.0	Green Cap Filter	145	\$37.50
8.701-383.0	Replacement Screen	145	\$13.47
8.701-382.0	Replacement Cap	145	\$14.25
8.702-034.0	Replacement O-Ring	145	\$1.11

FILTERS - CLEAR BOWL






- Low-Profile Style
- MPT Inlet and Outlet
- White Nylon Body
- Clear Bowl
- Stainless-Steel Screen
- L3" L x 1-3/4" W x 2-3/8" H






PART NO.	DESCRIPTION	COLOR	LIST PRICE
8.709-962.0	1/4", 40-Mesh Screen	Clear Bowl	\$27.27
8.709-963.0	1/4", 80-Mesh Screen	Clear Bowl	\$25.81
8.709-964.0	3/8", 40-Mesh Screen	Clear Bowl	\$21.81
8.709-965.0	3/8", 80-Mesh Screen	Clear Bowl	\$19.48
8.709-966.0	1/2", 40-Mesh Screen	Clear Bowl	\$24.03
8.709-967.0	1/2", 80-Mesh Screen	Clear Bowl	\$24.03
8.700-563.0	80-Mesh Replacement Screen		\$7.84
8.700-564.0	40-Mesh Replacement Screen		\$5.45

FILTERS - IN-LINE - CAN-TYPE



- 40- or 80-Mesh Filtration
- Heavy-duty molded plastic with stainless-steel screen
- Hanger tab standard on 3/8", 1/2" and 3/4"
- Choose Black or Clear Filter Cans

PART NO.	DESCRIPTION	COLOR	LIST PRICE
40-MESH FILTERS			
8.709-982.0	3/8" Hanger Tab	Black	\$29.27
8.709-986.0	1/2" Hanger Tab	Black	\$27.93
8.709-990.0 	3/4" Hanger Tab	Black	\$32.94
8.709-994.0	1" Hanger Tab	Black	\$61.20
8.710-001.0	1-1/4" Hanger Tab	Black	\$58.98
8.710-003.0	1-1/2" Hanger Tab	Black	\$95.15
8.709-983.0	3/8" Hanger Tab	Clear	\$68.44
8.709-987.0	1/2" Hanger Tab	Clear	\$48.63
8.709-991.0 	3/4" Hanger Tab	Clear	\$47.07
8.709-996.0	1" Hanger Tab	Clear	\$129.08
8.710-002.0	1-1/4" Hanger Tab	Clear	\$97.93
8.710-004.0	1-1/2" Hanger Tab	Clear	\$99.60
80-MESH FILTERS			
8.709-988.0	1/2" Hanger Tab	Black	\$31.72
8.709-992.0	3/4" Hanger Tab	Black	\$32.27
8.709-995.0	1" Hanger Tab	Black	\$59.54
8.710-005.0	1-1/4" Hanger Tab	Black	\$89.02
8.709-999.0	1-1/2" Hanger Tab	Black	\$91.81
8.709-989.0	1/2" Hanger Tab	Clear	\$54.19
8.709-993.0 	3/4" Hanger Tab	Clear	\$53.63
8.709-997.0	1" Hanger Tab	Clear	\$134.65
8.710-006.0	1-1/4" Hanger Tab	Clear	\$103.49
8.710-000.0	1-1/2" Hanger Tab	Clear	\$102.94

PART NO.	DESCRIPTION	COLOR	LIST PRICE
IN-LINE CAN-TYPE FILTER PARTS - 3/8", 1/2", 3/4"			
8.700-555.0	Gasket		\$2.28
8.700-557.0	Viton Gasket		\$7.24
8.700-559.0	Bowl	Black	\$17.47
8.700-560.0 	Bowl	Clear	\$30.16
8.700-565.0	40-Mesh Screen, Blue		\$23.04
8.700-567.0 	80-Mesh Screen, White		\$22.59
8.700-569.0	1/2" Top with Tab		\$31.04
8.700-570.0	3/4" Top with Tab		\$12.46
IN-LINE CAN-TYPE FILTER PARTS - 1", 1-1/4", 1-1/2"			
8.700-556.0 	Gasket		\$3.56
8.700-558.0	Viton Gasket		\$12.46
8.700-566.0	1", 40-Mesh Screen		\$11.24
8.700-576.0	1-1/2", 40-Mesh Screen		\$18.92
8.700-568.0 	1", 80-Mesh Screen		\$14.02
8.700-577.0	1-1/4", 80-Mesh Screen		\$13.47
8.700-578.0	1-1/2", 80-Mesh Screen		\$15.46
8.700-571.0	1" Filter Top		\$71.78
8.700-573.0	1", 1-1/4", 1-1/2" Bowl	Black	\$32.27
8.700-574.0 	1", 1-1/4", 1-1/2" Bowl	Clear	\$53.63

FILTERS - IN-LINE - CLEARVIEW



8.710-145.0 8.710-146.0 8.710-147.0

- Stainless-Steel Screen
- Combination 1/2", 3/4" Hose Barb
- Weighted to hold at bottom of tank or source

PART NO.	DESCRIPTION	LIST PRICE
8.710-145.0	3/8" NPT x 3/4" GH	\$39.17
8.710-147.0	3/8" NPT x 3/4" GH with 1/4" Bypass	\$54.08
8.710-144.0	1/2" NPT x 3/4" GH	\$39.17
8.710-146.0	1/2" NPT x 3/4" GH with 1/3" Bypass	\$46.07



STRAINERS - Y TRAP



- PSI Max: 170
- Temperature Max: 194°F
- Brass Bodies and Cap
- FPT Inlet and Outlet
- Stainless-Steel 50-Mesh Cylinder Screen

PART NO.	DESCRIPTION	MAX PSI	LIST PRICE
8.709-956.0	1/4" FPT Brass Bodies and Cap	170	\$22.26
8.709-957.0	3/8" FPT Brass Bodies and Cap	170	\$21.70
8.709-958.0	1/2" FPT Brass Bodies and Cap	170	\$21.70
8.709-959.0	3/4" FPT Brass Bodies and Cap	170	\$29.93
8.709-960.0	\$	170	\$43.51

FOOT / CHECK VALVE

Includes backflow check and perforated screen, prevents damage to pump or control valves.



- Removable Stainless-Steel Screen
- Spring-Loaded Check Valve
- Cast-Brass Bodies
- FPT Outlet

PART NO.	DESCRIPTION	TYPE	LIST PRICE
8.709-388.0	1/2" Foot Check Valve and Screen		\$ 21.70
8.709-390.0	1" Spring Check Valve	Brass	\$ 34.38

FOOT VALVES - SUCTION - ST35 / ST35R

Weighted to hold at bottom of tank or source.



- Stainless-Steel Screen
- Combination 1/2", 3/4" Hose Barb

PART NO.	DESCRIPTION	TYPE	LIST PRICE
8.709-970.0	Suction Foot Valve with Check Valve	Stainless-steel Screen	\$ 55.64

STRAINERS / TANK SCREEN

Use for tank drain or chemical line.



- Stainless-Steel Screen - 40 or 50 Mesh
- PVC Base attaches to nipple or tubing

PART NO.	DESCRIPTION	MESH	LIST PRICE
8.710-008.0	1/4" FPT	50	\$ 6.62
8.710-010.0	3/8" FPT	50	\$ 7.79
8.710-011.0	1/2" FPT	40	\$ 9.18
9.802-162.0	1/2" FPT	50	\$ 9.12
8.710-013.0	3/4" FPT	40	\$ 10.74
8.710-014.0	3/4" FPT	50	\$ 15.46
8.710-015.0	1" FPT	40	\$ 20.14
8.710-016.0	1-1/2" FPT	40	\$ 22.59

FILTERS - IN-LINE - NOZZLE - HIGH-PRESSURE

Protect your turbo nozzle from damage caused by debris in the water flow.



8.709-978.0



8.710-149.0



8.709-979.0



8.710-150.0

- PSI Max: 5000
- Temperature: 300°F
- 1/4" MPT Outlet
- 100 Mesh Screen

PART NO.	DESCRIPTION	TYPE	LIST PRICE
8.709-978.0	1/4" FPT Inlet x 1/4" MPT Outlet	Brass	\$ 21.81
8.709-979.0	1/4" QC Inlet x 1/4" MPT Outlet	Brass	\$ 23.04
8.710-149.0	1/4" QC Inlet x 1/4" MPT Outlet	416 SS	\$ 34.50
8.710-150.0	1/4" MPT Inlet x 1/4" MPT Outlet	Brass	\$ 29.49
8.704-234.0	Replacement filter for 8.709-978.0 / 8.709-979.0		\$ 6.79
8.701-201.0	Replacement filter for 8.710-149.0 / 8.710-150.0		\$ 6.46

FILTERS - FUEL

In-line, disposable.



8.709-942.0



9.802-211.0

PART NO.	DESCRIPTION	TYPE	LIST PRICE
9.802-211.0	1/4" Inlet / Outlet	Plastic	\$ 10.51
8.709-942.0	1/4" Inlet / Outlet	Metal	\$ 7.96
8.709-943.0	3/8" Inlet / Outlet	Plastic	\$ 8.74

FILTERS - HIGH-VOLUME

Molded plastic housing.



- PSI Max: 125
- GPM Max: 12 at 50 Micron
- GPM Max: 10 at 5 or 20 Micron
- 3/4" FPT Inlet and Outlet
- 14-1/2" Tall x 5-1/2" Port to Port

PART NO.	DESCRIPTION	MAX PSI	LIST PRICE
8.710-017.0	Housing only	125	\$105.16
8.753-552.0	Mounting Bracket / Hardware	125	\$32.27
8.700-581.0	Replacement O-ring	125	\$4.28



- Pleated Polyester / Polypropylene Core
- Recommended for large flow, low- pressure applications (up to 60 PSI)

PART NO.	DESCRIPTION	GPM	LIST PRICE
ULTRA FINE FILTER ELEMENTS			
8.710-019.0	5 Micron	10	\$25.81
8.710-020.0	20 Micron	10	\$24.37
8.710-021.0	50 Micron	12	\$23.15



- Recommended for maximum filtration with reduced flow requirements (up to 130 PSI)

PART NO.	DESCRIPTION	GPM	LIST PRICE
SYNTHETIC STRING WOUND ELEMENTS			
8.710-022.0	5 Micron	4	\$16.69
8.710-023.0	20 Micron	5	\$16.24
8.710-024.0	50 Micron	6	\$16.24

FILTERS - FUEL - CLEAR BOWL





- Aluminum Housing
- Non-replaceable 120 mesh stainless-steel screen
- 1/4" x 1/4"
- Clear Acrylic Bowl

PART NO.	DESCRIPTION	LIST PRICE
8.709-948.0 	Complete Unit	\$25.59

FILTERS - FUEL / WATER SEPARATOR - LEGACY



- 10 Micron Filtration
- Spin-On Convenience
- Water-Separation Chamber
- 1/4" FPT Inlet / Outlet
- Easy Drain Water / Sediment Bowl

PART NO.	DESCRIPTION	LIST PRICE
8.725-306.0 	Complete Unit	\$96.81
8.725-307.0* 	Element Only	\$36.06

*Order 24 for a full case

FILTERS - BLUE TOP



PART NO.	DESCRIPTION	TYPE	LIST PRICE
HOUSING			
8.753-559.0	Housing, 5", 1/2" F-F		\$28.71
8.753-561.0	Housing, 5", 1" F-F		\$31.04
CARTRIDGE			
8.753-564.0	Cartridge, 10" Poly Thread	Disposable	\$9.12
8.753-566.0	Cartridge, 10" Nylon Mesh	Washable	\$11.91

FILTERS - FUEL ELEMENT - GENERAL



- Can Type
- GPM Max: 10
- 10 Micron Filtration
- Inexpensive Replacement
- Wool Felt Element

PART NO.	DESCRIPTION	LIST PRICE
8.709-950.0 	Element Only - 1A-30	\$6.18


FILTERS - FUEL / WATER SEPARATOR - RACOR



The "Max" fuel system protector.



- 10 Micron Filtration
- Spin-On Convenience
- Water-Separation Chamber
- 1/4" FPT Inlet / Outlet
- Easy Drain Water / Sediment Bowl

PART NO	DESCRIPTION	LIST PRICE
9.802-212.0	Complete Unit	\$115.73
8.709-953.0	 Element	\$42.40
8.700-553.0	Plastic Bowl	\$66.77

FILTERS - FUNNEL - RACOR



- GPM: 3.9
- Telfon-Coated, Stainless-Steel Filter
- Separates Free Water and Contaminates from Gasoline / Diesel / Kerosene

PART NO.	DESCRIPTION	LIST PRICE
8.709-955.0	Racor Filter Funnel	\$77.90

SEWER / TUBE CLEANING NOZZLES - ST-49 & "MINI"




The reverse jets on the fixed and rotary nozzles pull the hose through the tube or sewer line and blast debris from line or tube walls.




0-forward, 3 back ports




1-forward, 4 back ports



1-forward, 3 back ports






0-forward, 3 back ports



0-forward, 2 side ports

- PSI: 4200
- Physically Small for Cornering Ability
- Corrosion-resistant Stainless-steel Construction
- Backward Ports Drive the Nozzle Forward and Flush Debris
- Orifice Size Indicated on Non-rotating Styles
- Forward Ports Blast into Pipe and Breaks Up Clogs and Debris
- Rotating Style Adds Extra Agitation and Surface Cleaning

PART NO.	NOZZLE	ORIFICE SIZE	O.D.	PORTS	LIST PRICE
NON-ROTATING "MINI" SEWER NOZZLES					
8.710-875.0	1/8"	4.5	.580"	0-Forward, 3 Back	\$34.61
8.710-874.0	1/8"	5.5	.580"	1-Forward, 3 Back	\$34.61
8.710-878.0	 1/4"	4.5	.730"	1-Forward, 3 Back	\$35.00
8.710-876.0	 1/4"	5.5	.730"	1-Forward, 3 Back	\$35.06
8.710-877.0	1/4"	6.0	.730"	1-Forward, 4 Back	\$35.06
8.710-880.0	1/4"	7.5	.730"	1-Forward, 4 Back	\$35.06
8.710-879.0	1/4"	8.0	.730"	1-Forward, 3 Back	\$35.06
8.710-881.0	1/4"	12	.730"	1-Forward, 3 Back	\$35.06
8.710-885.0	3/8"	4.0	.920"	1-Forward, 3 Back	\$37.17
8.710-884.0	 3/8"	5.5	.920"	1-Forward, 3 Back	\$35.50
8.710-886.0	3/8"	8.5	.920"	1-Forward, 4 Back	\$35.50
8.710-883.0	3/8"	12	.920"	1-Forward, 4 Back	\$37.17
8.710-882.0	3/8"	14	.920"	1-Forward, 4 Back	\$35.50

- PSI: 4000
- Rotating Sewer Nozzle
- Adds Extra Agitation
- Back Jet Only

PART NO.	ROTATING NOZZLE	ORIFICE SIZE	PORTS	LIST PRICE
ST-49 ROTATING SEWER NOZZLES				
8.710-899.0	1/8"	5.5	0-Forward, 3 Back	\$78.46
8.710-898.0	1/4"	5.5	0-Forward, 3 Back	\$81.23
8.710-900.0	1/4"	8.0	0-Forward, 3 Back	\$81.23
8.710-887.0	1/4" Duct Cleaner*	5.5	0-Forward, 2 Side	\$81.23

*Duct Cleaner jet to sides instead of reverse

SEWER / TUBE CLEANING NOZZLES

- PSI: 5000
- Corrosion-resistant Stainless-steel
- One Forward Orifice
- Three Rear Orifices



PART NO.	FPT	SIZE	LIST PRICE
8.710-905.0	1/8"	5.0	\$26.82
8.710-906.0	1/8"	5.5	\$26.82
8.710-907.0	1/8"	6.0	\$27.04
8.710-908.0	1/4"	6.5	\$29.49
8.710-909.0	1/4"	7.0	\$29.49
8.710-910.0	1/4"	9.5	\$30.83

NOZZLE SIZE SELECTION CHART

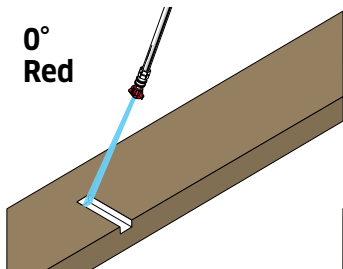
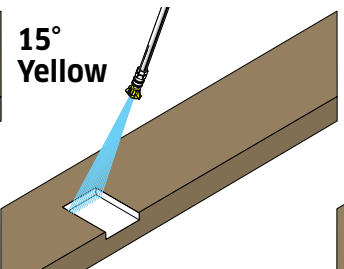
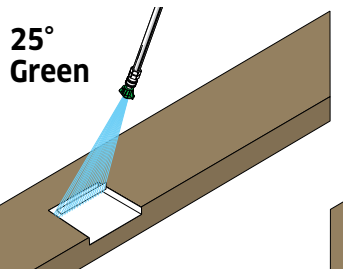
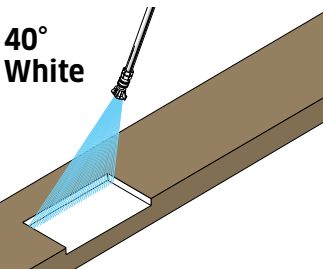
Determine the nozzle size by the pressure washer's GPM @ PSI (gallons per minute @ a specific pounds per square inch). If the nozzle size is too small, your equipment can be damaged. If the nozzle size is too large, cleaning ability is compromised. Nozzle fan degree does not effect nozzle size selection.

STANDARD NOZZLE SIZE	HOLE SIZE	POUNDS PER SQUARE INCH (PSI)																	
		500	750	1000	1250	1500	1750	2000	2250	2500	2750	3000	3250	3500	3750	4000	4500	5000	
2	.034"/0.86mm	0.71	0.87	1.00	1.12	1.22	1.32	1.41	1.50	1.58	1.66	1.73	1.80	1.87	1.94	2.00	2.12	2.24	
2.5	.042"/1.07mm	0.88	1.08	1.25	1.40	1.53	1.65	1.77	1.88	1.98	2.07	2.17	2.25	2.34	2.42	2.50	2.65	2.80	
3	.043"/1.09mm	1.06	1.30	1.50	1.68	1.84	1.98	2.12	2.25	2.37	2.49	2.60	2.70	2.81	2.90	3.00	3.18	3.35	
3.5	.048"/1.22mm	1.24	1.52	1.75	1.96	2.14	2.32	2.47	2.63	2.77	2.90	3.03	3.15	3.27	3.39	3.50	3.71	3.91	
4	.052"/1.32mm	1.41	1.73	2.00	2.24	2.45	2.65	2.83	3.00	3.16	3.32	3.46	3.61	3.74	3.87	4.00	4.24	4.47	
4.5	.055"/1.40mm	1.59	1.95	2.25	2.52	2.76	2.98	3.18	3.38	3.56	3.73	3.90	4.06	4.21	4.36	4.50	4.77	5.03	
5	.057"/1.45mm	1.77	2.17	2.50	2.80	3.06	3.31	3.54	3.75	3.95	4.15	4.33	4.51	4.68	4.84	5.00	5.30	5.59	
5.5	.06"/1.52mm	1.94	2.38	2.75	3.07	3.37	3.64	3.89	4.13	4.35	4.56	4.76	4.96	5.14	5.33	5.50	5.83	6.15	
6	.062"/1.57mm	2.12	2.60	3.00	3.35	3.67	3.97	4.24	4.50	4.74	4.97	5.20	5.41	5.61	5.81	6.00	6.36	6.71	
6.5	.064"/1.63mm	2.30	2.81	3.25	3.63	3.98	4.30	4.60	4.88	5.14	5.39	5.63	5.86	6.08	6.29	6.50	6.89	7.27	
7	.067"/1.70mm	2.47	3.03	3.50	3.91	4.29	4.63	4.95	5.25	5.53	5.80	6.06	6.31	6.55	6.78	7.00	7.42	7.83	
7.5	.070"/1.78mm	2.65	3.25	3.75	4.19	4.59	4.96	5.30	5.63	5.93	6.22	6.50	6.76	7.02	7.26	7.50	7.95	8.39	
8	.072"/1.83mm	2.83	3.46	4.00	4.47	4.90	5.29	5.66	6.00	6.32	6.63	6.93	7.21	7.48	7.75	8.00	8.49	8.94	
8.5	.074"/1.88mm	3.01	3.68	4.25	4.75	5.21	5.62	6.01	6.38	6.72	7.05	7.36	7.66	7.95	8.23	8.50	9.02	9.50	
9	.076"/1.93mm	3.18	3.90	4.50	5.03	5.51	5.95	6.36	6.75	7.12	7.46	7.79	8.11	8.42	8.71	9.00	9.55	10.06	
9.5	.078"/1.98mm	3.36	4.11	4.75	5.31	5.82	6.28	6.72	7.13	7.51	7.88	8.23	8.56	8.89	9.20	9.50	10.08	10.62	
10	.080"/2.03mm	3.54	4.33	5.00	5.59	6.12	6.61	7.07	7.50	7.91	8.29	8.66	9.01	9.35	9.68	10.00	10.61	11.18	
11	.083"/2.11mm	3.89	4.76	5.50	6.15	6.74	7.28	7.78	8.25	8.70	9.12	9.53	9.92	10.29	10.65	11.00	11.67	12.30	
12	.087"/2.21mm	4.24	5.20	6.00	6.71	7.35	7.94	8.49	9.00	9.49	9.95	10.39	10.82	11.22	11.62	12.00	12.73	13.42	
12.5	.089"/2.26mm	4.42	5.41	6.25	6.99	7.65	8.27	8.84	9.38	9.88	10.36	10.83	11.27	11.69	12.10	12.50	13.26	13.98	
13	.091"/2.31mm	4.60	5.63	6.50	7.27	7.96	8.60	9.19	9.75	10.28	10.78	11.26	11.72	12.16	12.59	13.00	13.79	14.53	
15	.096"/2.44mm	5.30	6.50	7.50	8.39	9.19	9.92	10.61	11.25	11.86	12.44	12.99	13.52	14.03	14.52	15.00	15.91	16.77	
20	.109"/2.77mm	7.07	8.66	10.00	11.18	12.25	13.23	14.14	15.00	15.81	16.58	17.32	18.03	18.71	19.36	20.00	21.21	22.36	
25	.125"/3.18mm	8.84	10.83	12.50	13.98	15.31	16.54	17.68	18.75	19.76	20.73	21.65	22.53	23.39	24.21	25.00	26.52	27.95	
30	.141"/3.58mm	10.61	12.99	15.00	16.77	18.37	19.84	21.21	22.50	23.72	24.87	25.98	27.04	28.06	29.05	30.00	31.82	33.54	
40	.156"/3.96mm	14.14	17.32	20.00	22.36	24.49	26.48	28.28	30.00	31.62	33.17	34.64	36.06	37.42	38.73	40.00	42.43	44.72	
50	.172"/4.37mm	17.68	21.65	25.00	27.95	30.62	33.07	35.36	37.50	39.53	41.46	43.30	45.07	46.77	48.41	50.00	53.03	55.90	
60	.188"/4.78mm	21.21	25.98	30.00	33.54	36.74	39.69	42.43	45.00	47.43	49.75	51.96	54.08	56.12	58.09	60.00	63.64	67.08	

GALLONS PER MINUTE - GPM

NOZZLE FAN SELECTION

Select the nozzle degree or spray angle, based on your application. Standard nozzle degrees - 0°, 15°, 25° and 40°. Using the wrong nozzle degree can damage the surface you are cleaning.


<p>0° Red</p>  <p>CUTTING NOZZLE Delivers a concentrated stream that can gouge or cut. It can cut stubborn stains from concrete and other hard surfaces.</p>	<p>15° Yellow</p>  <p>CHISELING NOZZLE Working at a 45° angle, this nozzle works like a scraper, stripping paint, grease and grime from hard surfaces.</p>	<p>25° Green</p>  <p>FLUSHING NOZZLE Most commonly used nozzle for cleaning dirt from siding, sidewalks and metal furniture as well as wet sweeping leaves.</p>	<p>40° White</p>  <p>WASH NOZZLE Wide spray to wash and rinse large areas quickly. Usually safe for most surfaces, including aluminum siding, windows and vehicles.</p>
--	---	---	--

NOZZLE SETS - LEGACY - QC 4 & 5 PACKS - COLOR-CODED




1/4" Quick Coupler Nozzle Kits













- Hardened stainless-steel, one-piece body for long life
- High-impact, uniform, flat-spray pattern
- Color-coded by spray angle
- Includes 40 x 65 soap nozzle



4/PK (0°, 25°, 40° and Soap)



5/PK (0°, 15°, 25°, 40° and Soap)






PART NO.	NOZZLE SIZE	DESCRIPTION	LIST PRICE
4/PK (0°, 25°, 40° AND SOAP)			
8.726-117.0	 3.0	4 pack Nozzle Kit	\$25.81
8.726-119.0	3.5	4 pack Nozzle Kit	\$25.81
8.726-120.0	 4.0	4 pack Nozzle Kit	\$25.81
8.726-121.0	 4.5	4 pack Nozzle Kit	\$25.81
8.726-122.0	 5.0	4 pack Nozzle Kit	\$25.81
8.726-123.0	5.5	4 pack Nozzle Kit	\$25.81
8.726-124.0	6.0	4 pack Nozzle Kit	\$25.81
8.726-125.0	6.5	4 pack Nozzle Kit	\$25.81
5/PK (0°, 15°, 25°, 40° AND SOAP)			
9.104-024.0	3.0	5 pack Nozzle Kit	\$31.27
9.104-016.0	 3.25	5 pack Nozzle Kit	\$31.27
8.726-128.0	 3.5	5 pack Nozzle Kit	\$31.27
9.104-030.0	 4.0	5 pack Nozzle Kit	\$31.27
8.726-130.0	 4.5	5 pack Nozzle Kit	\$31.27
8.726-131.0	 5.0	5 pack Nozzle Kit	\$31.27
8.726-132.0	 5.5	5 pack Nozzle Kit	\$31.27
8.726-133.0	 6.0	5 pack Nozzle Kit	\$31.27
8.726-134.0	 6.5	5 pack Nozzle Kit	\$31.27


NOZZLES - LEGACY - QC - 1/4" COLOR-CODED



Quick connect, Color-coded, hardened stainless nozzle. Fits most 1/4" quick couplers. Rated for 4000 PSI.



ORIFICE	PART NO. 0°	PART NO. 15°	PART NO. 25°	PART NO. 40°	LIST PRICE
QC NOZZLES					
	RED	YELLOW	GREEN	WHITE	
3.0	 8.723-576.0	8.902-482.0	8.902-484.0	8.902-485.0	\$6.51
3.25	 8.708-538.0	8.708-539.0	8.708-540.0	8.708-541.0	\$6.51
3.5	 8.723-577.0	8.726-104.0	8.708-526.0	8.902-487.0	\$6.51
3.75	8.708-527.0	8.708-528.0	8.708-529.0	8.708-530.0	\$6.51
4.0	 8.708-531.0	8.708-532.0	8.708-533.0	8.708-534.0	\$6.51
4.5	 8.723-578.0	8.708-535.0	8.708-536.0	8.708-537.0	\$6.51
5.0	 8.726-105.0	8.726-106.0	8.726-107.0	8.726-108.0	\$6.51
5.5	 8.723-579.0	8.902-492.0	8.708-542.0	8.902-493.0	\$6.51
6.0	8.726-109.0	8.726-110.0	8.726-111.0	8.726-112.0	\$6.51
6.5	8.726-113.0	8.726-114.0	8.726-115.0	8.726-116.0	\$6.51

PART NO.	ORIFICE	DEGREE	LIST PRICE
QC SOAP NOZZLES			
8.723-636.0	 40	65°	\$6.51

NOZZLES

NOZZLE SETS - GP - QC 4 & 5 PACKS - COLOR-CODED

Nozzle sets of quick coupler nozzles



- 4-pack Set : 0°, 15°, 25° and 40°
- 5-pack also includes one 40 x 65° soap nozzle.

PART NO.	NOZZLE SIZE	LIST PRICE
4/PK (0°, 15°, 25° AND 40°)		
9.104-028.0	3.25	\$25.81
8.708-712.0	3.5	\$40.84
8.708-713.0	4.0	\$40.84
8.708-714.0	4.5	\$40.84
8.708-715.0	5.0	\$40.84
8.708-716.0	5.5	\$40.84
8.708-717.0	6.0	\$40.84
8.708-718.0	6.5	\$40.84

PART NO.	NOZZLE SIZE	LIST PRICE
5/PK (0°, 15°, 25°, 40° AND SOAP)		
9.104-014.0	3.5	\$45.07
8.708-721.0	4.0	\$45.07
9.104-015.0	4.5	\$45.07
8.708-723.0	5.0	\$45.07
8.708-724.0	5.5	\$45.07
8.708-725.0	6.0	\$45.07
8.708-726.0	6.5	\$45.07

NOZZLES - QC - 1/4" - Q-STYLE



- Rated for 5000 PSI
- Quick-coupled
- Color-coded
- Hardened stainless nozzles fit most 1/4" quick couplers

ORIFICE	RED	YELLOW	GREEN	WHITE	LIST PRICE
	PART NO. 0°	PART NO. 15°	PART NO. 25°	PART NO. 40°	
2.0	8.708-644.0	8.712-322.0	8.708-645.0	8.708-652.0	\$8.35
2.5	8.708-647.0	8.708-648.0	8.708-649.0	8.708-651.0	\$8.35
3.0	9.802-287.0	8.712-333.0	8.712-334.0	8.712-335.0	\$8.35
3.5	9.802-291.0	8.712-338.0	8.712-339.0	8.712-340.0	\$8.35
4.0	9.802-295.0	8.712-346.0	8.712-347.0	8.712-348.0	\$8.35
4.5	9.803-810.0	8.712-350.0	8.712-351.0	8.712-352.0	\$8.35
5.0	9.802-299.0	8.712-354.0	8.712-355.0	8.712-356.0	\$8.35
5.5	9.802-303.0	8.712-358.0	8.712-359.0	8.712-360.0	\$8.35
6.0	9.802-307.0	8.712-362.0	8.712-363.0	8.712-364.0	\$8.35
6.5	8.708-681.0	8.708-682.0	8.708-683.0	8.708-684.0	\$8.35
7.0	9.803-800.0	9.803-801.0	9.803-802.0	9.803-803.0	\$8.35
7.5	8.708-689.0	8.708-690.0	8.708-691.0	8.708-692.0	\$8.35
8.0	8.708-693.0	8.708-694.0	8.708-695.0	8.708-696.0	\$8.35
8.5	8.708-697.0	8.708-698.0	8.708-699.0	8.708-700.0	\$8.35
9.0	8.708-701.0	8.712-379.0	8.708-703.0	8.712-381.0	\$8.35
10.0	8.708-705.0	8.708-706.0	8.708-707.0	8.708-708.0	\$8.35



NOZZLES - MEG - 1/4" - M-STYLE

Hardened stainless-steel nozzle insert ensures consistent, accurate orifice size



- 1/4" male pipe thread nozzles
- Rated up to 5000 PSI
- 303 Series Stainless-steel

ORIFICE	PART NO. 0°	PART NO. 15°	PART NO. 25°	PART NO. 40°	LIST PRICE
2.5	-	8.708-569.0	8.708-650.0	8.708-570.0	\$9.73
3.0	8.708-572.0	8.711-370.0	8.708-574.0	8.708-575.0	\$9.73
3.5	8.708-576.0	8.708-577.0	8.708-578.0	8.708-579.0	\$9.73
4.0	8.708-580.0	8.708-581.0	8.708-582.0	8.708-583.0	\$9.73
4.5	8.708-584.0	8.708-585.0	8.708-586.0	8.708-587.0	\$9.73
5.0	8.708-588.0	8.708-589.0	8.708-590.0	8.708-591.0	\$9.73
5.5	8.708-592.0	8.708-593.0	8.708-594.0	8.708-595.0	\$9.73
6.0	8.708-596.0	8.708-597.0	8.708-598.0	8.708-599.0	\$9.73
6.5	8.708-600.0	8.708-601.0	8.708-602.0	8.708-603.0	\$9.73
7.0	8.708-604.0	8.708-605.0	8.708-606.0	8.708-607.0	\$9.73
7.5	8.708-608.0	8.708-609.0	8.708-610.0	8.708-611.0	\$9.73
8.0	8.708-612.0	8.708-613.0	8.708-614.0	8.708-615.0	\$9.73
8.5	8.708-616.0	8.708-617.0	8.708-618.0	8.708-619.0	\$9.73
9.0	8.708-620.0	8.708-621.0	8.708-622.0	8.708-623.0	\$9.73
10.0	8.708-624.0	8.708-625.0	8.708-626.0	8.708-627.0	\$9.73

NOZZLES - SOAP NOZZLES

Ideal for low-pressure chemical applications



- Brass
- Large #40 Orifice
- 15° or 65° Spray Angle.

PART NO.	ORIFICE	DEGREE	LIST PRICE
1/4" QC			
9.802-311.0	40	65°	\$8.35
8.708-711.0	50	15°	\$8.35
1/8" MEG			
8.708-410.0	40	65°	\$6.62
1/4" MEG			
8.708-268.0	40	65°	\$6.62
8.708-277.0	50	15°	\$6.62

NOZZLE HOLDER GROMMET



PART NO.	DESCRIPTION	LIST PRICE
8.710-343.0	1/16" x 15/16" x 3/8"	\$0.45

SECOND STORY NOZZLE KIT, 2 PK. **Legacy**



- Easily Clean 2nd Story Exteriors
- QC Detergent and Rinse Applicators .

PART NO.	DESCRIPTION	LIST PRICE
9.114-995.0	Nozzle Kit, 2 pk.	\$25.93

NOZZLES

NOZZLES - MEG - 1/4" MALE THREADS

1/4" male pipe thread meg nozzles, rated up to 4000 PSI. Hardened stainless-steel nozzle ensures consistent, accurate orifice size.



Spraying Systems Co.




- PSI: 4000
- Orifice Recessed for Protection
- Flow-Rated Tolerance of + 2% at 70°F
- Hard-edge pattern, light center requires overlap to cover center
- 400 Series Stainless-steel

ORIFICE	PART NO. 0°	PART NO. 15°	PART NO. 25°	PART NO. 40°	LIST PRICE
1.5		8.707-635.0			\$11.01
2.0	8.707-637.0	8.707-640.0	8.707-643.0	8.707-648.0	\$11.01
2.5	8.707-646.0	8.707-650.0	8.707-653.0	8.707-652.0	\$11.01
3.0	S 8.707-655.0	8.707-657.0	8.707-659.0	8.707-661.0	\$11.01
3.5	8.707-662.0	8.707-664.0	8.707-666.0	8.707-667.0	\$11.01
4.0	S 8.707-669.0	8.707-671.0	8.707-673.0	8.707-675.0	\$11.01
4.5	S 8.707-678.0	8.707-679.0	8.707-680.0	8.707-681.0	\$11.01
5.0	S 8.707-683.0	8.707-686.0	8.707-688.0	8.707-691.0	\$11.01
5.5	S 8.707-694.0	8.707-695.0	8.707-697.0	8.707-698.0	\$11.01
6.0	S 8.707-700.0	8.707-702.0	8.707-703.0	8.707-705.0	\$11.01
6.5	8.707-708.0	8.707-710.0	8.707-711.0	8.707-712.0	\$11.01
7.0	8.707-713.0	8.707-715.0	8.707-716.0	8.707-717.0	\$11.01
7.5	8.707-718.0	8.707-719.0	8.707-721.0	8.707-722.0	\$11.01
8.0	8.707-723.0	8.707-726.0	8.707-727.0	8.707-729.0	\$11.01
8.5	8.707-734.0	8.707-735.0	8.707-736.0	8.707-738.0	\$11.01
9.0	8.707-739.0	8.707-741.0	8.707-743.0	8.707-746.0	\$11.01
10.0	8.707-747.0	8.707-751.0	8.707-754.0	8.707-756.0	\$11.01
11.0	8.707-760.0	8.707-761.0	8.707-762.0	8.707-763.0	\$11.01
12.0	8.707-764.0	8.707-766.0	8.707-767.0	8.707-768.0	\$11.01
12.5	8.707-769.0	8.707-770.0	8.707-771.0	8.707-772.0	\$11.01
13.0	8.707-773.0	8.707-774.0	8.707-776.0	8.707-778.0	\$11.01
15.0	8.707-782.0	8.707-787.0	8.707-789.0	8.707-790.0	\$11.01
20.0	8.707-795.0	8.707-800.0	8.707-802.0	8.707-804.0	\$11.01
25.0	8.707-807.0	8.707-811.0	8.707-812.0	8.707-813.0	\$11.01
30.0	S 8.707-814.0	8.707-817.0	8.707-818.0	8.707-819.0	\$11.01
40.0	S 8.707-821.0	8.707-824.0	8.707-826.0	8.707-827.0	\$11.01
50.0	8.707-828.0	8.707-830.0	8.707-832.0	8.707-833.0	\$11.01
60.0	S 8.707-834.0	8.707-835.0	8.707-837.0	8.707-838.0	\$11.01

PART NO.	NOZZLE SIZE	LIST PRICE
VANE		
8.700-561.0	1/4" Small 2.0 - 20.0 Meg	\$7.79

NOZZLES - MEG - 1/8" - "WASHJET"

1/8" male pipe thread meg nozzles, rated up to 4000 PSI. Hardened stainless-steel nozzle ensures consistent, accurate orifice size.




- PSI: 4000
- Orifice Recessed for Protection
- Flow-Rated Tolerance of + 2% at 70°F
- Hard-edge pattern, light center requires overlap to cover center
- 400 Series Stainless-steel

ORIFICE	PART NO. 0°	PART NO. 15°	PART NO. 25°	PART NO. 40°	LIST PRICE
2.0	 8.707-529.0	8.707-536.0	8.707-537.0	8.707-538.0	\$11.79
2.5	-	8.707-539.0	8.711-465.0	-	\$11.79
3.0	8.707-540.0	8.707-542.0	8.707-543.0	8.707-544.0	\$11.79
3.5	-	8.707-545.0	8.707-546.0	-	\$11.79
4.0	 8.707-547.0	8.707-549.0	8.707-550.0	8.707-551.0	\$11.91
4.5	8.707-552.0	8.707-554.0	8.707-556.0	-	\$11.79
5.0	8.707-558.0	8.707-559.0	8.707-561.0	8.707-564.0	\$11.79
5.5	8.707-567.0	8.707-568.0	8.707-569.0	8.707-570.0	\$11.79
6.0	8.707-571.0	8.707-572.0	8.707-573.0	8.707-575.0	\$11.91
6.5	8.707-577.0	8.707-578.0	8.707-579.0	8.707-581.0	\$11.91
7.0	8.707-582.0	8.707-584.0	8.707-585.0	8.707-586.0	\$11.79
7.5	8.707-588.0	8.707-589.0	8.707-591.0	8.707-592.0*	\$11.91
8.0	8.707-593.0	8.707-594.0	8.707-595.0	8.707-596.0	\$11.91
8.5	8.707-598.0	8.707-599.0	8.707-600.0	8.707-601.0	\$11.91
9.0	8.707-602.0	8.707-604.0	8.707-605.0	8.707-607.0	\$11.91
9.5	-	8.707-609.0	8.707-610.0	8.707-611.0	\$11.91
10.0	8.707-612.0	8.707-613.0	-	8.707-616.0	\$11.79
11.0	8.707-618.0	8.707-619.0	8.707-620.0	-	\$11.91
12.0	-	-	-	8.707-623.0	\$11.91
15.0	-	8.707-626.0	8.707-627.0	-	\$11.79

NOZZLES

NOZZLES - QC "WASH JET"

"QC" or Quick Connect Hardened Stainless Meg Nozzle, fits most 1/4" quick couplers. Rated for 4000 PSI..




- PSI: 4000
- Temperature: 300°F
- Flow-Rated Tolerance of + 2%
- Hardened Stainless-Steel
- Fits Hansen and Parker Quick-Couplers



ORIFICE	PART NO. 0°	PART NO. 15°	PART NO. 25°	PART NO. 40°	LIST PRICE
	Red	Yellow	Green	White	
2	8.712-321.0	8.708-415.0	8.708-416.0	-	\$13.92
3	8.708-417.0	8.708-418.0	8.708-419.0	8.708-420.0	\$13.92
3.5	8.708-422.0	8.708-423.0	8.708-424.0	8.708-425.0	\$13.92
4	8.708-427.0	8.708-428.0	8.708-429.0	8.708-430.0	\$13.92
4.5	8.708-431.0	8.708-432.0	8.708-433.0	8.708-434.0	\$13.92
5	8.708-435.0	8.708-436.0	8.708-437.0	8.708-438.0	\$13.92
5.5	8.708-439.0	8.708-440.0	8.708-441.0	8.708-442.0	\$13.92
6	8.708-443.0	8.708-444.0	8.708-445.0	8.708-446.0	\$13.92
6.5	8.708-447.0	8.708-448.0	8.708-449.0	8.708-450.0	\$13.92
7	8.708-451.0	8.708-452.0	8.708-453.0	8.708-454.0	\$13.92
7.5	8.708-455.0	8.708-456.0	8.708-457.0	8.708-458.0	\$13.92
8	8.708-459.0	8.708-460.0	8.708-461.0	8.708-462.0	\$13.92
9	-	8.708-463.0	8.708-464.0	8.708-465.0	\$13.92
10	8.708-467.0	8.708-468.0	8.708-469.0	8.708-470.0	\$13.92
12	8.712-382.0	8.712-383.0	8.712-384.0	8.708-474.0	\$13.92

NOZZLES - 1/4" VEEJET - BROAD SPRAY STAINLESS-STEEL

1/4" male pipe thread 303 stainless-steel Vee Jet nozzles, low - to medium-volume up to 500 PSI medium-pressure / special application PSI.




- PSI: 5 Min - 500 Max
- Vee Jet Nozzle
- 303 Stainless-Steel
- GPH: 10.61 to 106 GPH (11.15 to 112 ml/sec)

NOZZLE	ORIFICE DIAMTER	PART NO. 50°	PART NO. 65°	PART NO. 80°	PART NO. 95°	PART NO. 100°	LIST PRICE
1.0	.026	 8.708-074.0	8.708-075.0	8.708-076.0	8.708-078.0	8.708-079.0	\$15.03
1.5	.031	8.708-085.0	8.708-086.0	8.708-087.0	8.708-089.0	8.708-090.0	\$15.03
2.0	.036	8.708-095.0	8.708-096.0	8.708-097.0	8.708-099.0	8.708-101.0	\$15.03
3.0	.043	8.708-108.0	8.708-109.0	8.708-110.0	8.708-112.0	8.708-114.0	\$15.03
4.0	.047	8.708-121.0	8.708-122.0	8.708-123.0	8.708-125.0	8.708-127.0	\$15.03
5.0	.053	 8.708-133.0	8.708-134.0	8.708-136.0	8.708-138.0	8.708-140.0	\$15.03
6.0	.058	8.708-148.0	8.708-149.0	8.708-151.0	-	8.708-157.0	\$15.03
7.0	.063	8.708-162.0	-	8.708-164.0	-	8.708-165.0	\$15.03
8.0	.067	8.708-172.0	8.708-173.0	8.708-175.0	8.708-177.0	8.708-179.0	\$15.03

NOZZLES - 1/4" VEEJET - LOW-PRESSURE - BRASS

1/4" male pipe thread Vee Jet nozzles, brass inexpensive alternative for applications up to 500 PSI.



- PSI: Up to 500 PSI
- Feather Edge for Wide Coverage
- Allows Overlap for Even Application
- 1/4" MPT Connects
- Excellent for low-pressure chemical and acid applications
- Uniform spray distribution with flow rates from .012 to 1237 GPM

NOZZLE SIZE	PART NO. 0°	PART NO. 15°	PART NO. 25°	PART NO. 40°	PART NO. 50°	PART NO. 65°	LIST PRICE
15	8.708-203.0	8.708-204.0	8.708-206.0	8.708-208.0	8.708-210.0	8.708-212.0	\$6.62
20	8.708-218.0	8.708-222.0	8.708-225.0	8.708-228.0	8.708-230.0	8.708-232.0	\$6.62
30	8.708-242.0	8.708-244.0	8.708-246.0	8.708-249.0	8.708-251.0	8.708-253.0	\$6.62
40	8.708-258.0	8.708-260.0	8.708-262.0	8.708-264.0	8.708-266.0	8.708-268.0	\$6.62
50	8.708-275.0	8.708-277.0	8.708-279.0	8.708-280.0	8.708-282.0	8.708-284.0	\$6.62
60	8.708-289.0	8.708-290.0	8.708-292.0	8.708-294.0	8.708-296.0	8.708-297.0	\$6.62
70	8.708-302.0	8.708-304.0	8.708-306.0	8.708-308.0	8.708-309.0	8.708-310.0	\$6.62

NOZZLE SYSTEM - TIP JET

"Tip-Jet" Nozzle Systems are versatile nozzling systems for everyday or specialized applications. Flat spray, full cone, hollow cone and solid stream patterns, metering orifices and atomizing tips are all available in the Tip-Jet system. Capacities range from .55 to 20 GPM.



- PSI: 4000
- Neat and simple tip change
- Strainers Available
- Hardened stainless-steel tips with vanes for maximum spray integrity
- Body components available in brass, zinc-plated steel or stainless-steel

ORIFICE	PART NO. 0°	PART NO. 15°	PART NO. 25°	PART NO. 40°	LIST PRICE
3.0	8.708-016.0	8.708-017.0	-	-	\$23.70
4.0	8.708-019.0	8.708-020.0	8.708-021.0	8.708-022.0	\$23.70
4.5	8.708-023.0	-	-	8.708-026.0	\$23.70
5.0	8.708-027.0	8.708-028.0	-	8.708-030.0	\$24.48
5.5	8.708-031.0	8.708-032.0	-	-	\$24.48
6.0	8.708-035.0	8.708-036.0	8.708-037.0	8.708-038.0	\$24.48
6.5	8.708-039.0	-	8.708-040.0	8.708-041.0	\$23.82
7.0	-	8.708-043.0	8.708-044.0	8.708-045.0	\$24.70
10.0	8.708-058.0	-	8.708-060.0	8.708-061.0	\$24.48

NOZZLE SYSTEM - TIP JET NOZZLE BODIES

Tip-Jet Nozzle Bodies, MPT inlet connections in 1/4" sizes. All outlet connections are 11/16" - 16 male thread to fit Tip-Jet tip retainers and adapters.



PART NO.	DESCRIPTION	TYPE	LIST PRICE
8.707-886.0	MPT 1/4"	Nylon	\$1.23
8.707-898.0	MPT 1/4"	Brass	\$4.28
8.707-899.0	MPT 1/4"	Stainless-steel	\$30.16

NOZZLES

NOZZLES - SOAP



"Black" Soap Nozzles are brass with a large #40 orifice. Ideal for low-pressure chemical applications.

PART NO.	SIZE	NOZZLE DEGREE	LIST PRICE
8.708-478.0	40	25°	\$ 13.35
8.708-479.0	S 40	65°	\$ 13.35

NOZZLE SYSTEM - TIP JET ADAPTER CAPS



Tip-Jet Adapter Caps, similar to tip retainers, but have FPT connections for in-line applications.

PART NO.	DESCRIPTION	TYPE	LIST PRICE
8.707-919.0	MPT 1/8"	Brass	\$ 6.51
8.707-921.0	MPT 1/4"	Brass	\$ 5.56

NOZZLE SYSTEM - TIP JET RETAINER



Tip Retainer 18 mm thread, fits vent grip lance.

PART NO.	DESCRIPTION	LIST PRICE
8.710-901.0	Hex Tip Retainer	\$9.96

NOZZLE SYSTEM - TIP JET RETAINER CAPS



Tip-Jet Retainer Caps, fits all Tip-Jet nozzle bodies, holds spray tips and metering orifices firmly in place.

PART NO.	DESCRIPTION	TYPE	LIST PRICE
8.707-915.0	Hex	Brass	\$ 2.56
8.707-888.0	Hex	Stainless-steel	\$ 15.69

NOZZLE SYSTEM - TIP JET STRAINERS



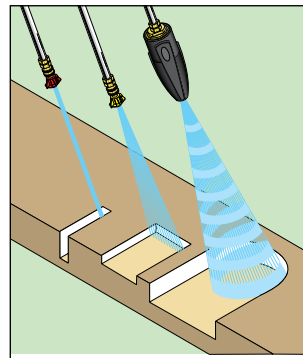
Tip-Jet Strainers fit into nozzle body cavity to stop nozzle clogging.

PART NO.	DESCRIPTION	LIST PRICE
8.725-693.0	100-Mesh	\$ 24.37

NOZZLES - LEGACY REVOLUTION TURBO

Legacy

Legacy is proud to offer the Revolution rotary nozzle. This turbo rotary nozzle is rated for up to 4350 PSI at 185°F. Turning at an astounding 4,000 RPM, the Revolution delivers faster and deeper cleaning action for the same price of 3000 PSI rotary nozzles.



Legacy's Revolution is the best of both worlds: deep cleaning impact of a 0° nozzle with the fast cleaning of a wide-coverage fan spray nozzle.

- Greater Cleaning Power**
 Engineered to increase impact pressure by more than 10 times that of conventional nozzles
- Longer Operating Life**
 The Revolution's operating life is extended significantly by its wear-resistant ceramic nozzle and bearing ring
- More Durable and Versatile**
 The Revolution features an extra-resilient housing protector and is capable of handling a stream up to 4350 PSI at 185°F

NOZZLE

9.302-242.0	S 3.5	4350	\$ 136.00
9.302-243.0	S 4.0	4350	\$ 136.00
9.302-244.0	S 4.5	4350	\$ 135.76
9.302-245.0	S 5.0	4350	\$ 135.76
9.302-246.0	S 5.5	4350	\$ 135.76
9.302-247.0	S 6.5	4350	\$ 136.00
9.302-248.0	S 7.0/8.0	4350	\$ 135.76
9.302-249.0	S 12.0	4350	\$ 135.76

REPAIR KIT

2.884-972.0	3.5	\$ 73.44
2.883-824.0	4.0	\$ 71.22
9.302-231.0	4.5	\$ 71.22
2.883-823.0	5.0	\$ 71.22
2.883-822.0	5.5	\$ 71.22
9.302-234.0	6.5	\$ 71.22
2.883-474.0	7.0-8.0	\$ 74.56
2.884-975.0	10.0	\$ 71.22
2.884-051.0	12.0	\$ 71.22

NOZZLES - A+ / AP REVOLUTION TURBO

AP Revolution Turbo Nozzle is rated for up to 5000 PSI at 212°F. High-impact nozzle at unbelievable pricing!



- Forged Brass
- Precision Ceramic
- Durable Rubber Cover



3000 PSI



4000 PSI



5000 PSI

PART NO.	ORIFICE	PSI	LIST PRICE
NOZZLE			
8.726-056.0	3.5	3000	\$91.81
8.726-057.0	4.0	3000	\$91.81
8.726-058.0	4.5	3000	\$91.81
8.726-059.0	5.0	3000	\$91.81
8.726-060.0	5.5	3000	\$91.81
8.726-061.0	6.0	3000	\$91.81
8.726-068.0	3.5	4000	\$86.25
8.726-069.0	4.0	4000	\$86.25
8.726-070.0	4.5	4000	\$86.25
8.726-071.0	5.0	4000	\$86.25
8.726-072.0	5.5	4000	\$86.25
8.726-073.0	6.0	4000	\$86.25
8.726-080.0	3.5	5000	\$163.58
8.726-081.0	4.0	5000	\$163.58
8.726-082.0	4.5	5000	\$163.58
8.726-083.0	5.0	5000	\$163.58
8.726-084.0	5.5	5000	\$163.58
8.726-085.0	6.0	5000	\$163.58

PART NO.	ORIFICE	PSI	LIST PRICE
REPAIR KIT			
8.726-062.0	3.5	3000	\$41.95
8.726-063.0	4.0	3000	\$40.51
8.726-064.0	4.5	3000	\$39.40
8.726-065.0	5.0	3000	\$41.95
8.726-066.0	5.5	3000	\$41.39
8.726-067.0	6.0	3000	\$41.62
8.726-074.0	3.5	4000	\$51.41
8.726-075.0	4.0	4000	\$51.41
8.726-076.0	4.5	4000	\$51.41
8.726-077.0	5.0	4000	\$51.41
8.726-078.0	5.5	4000	\$51.41
8.726-079.0	6.0	4000	\$54.31
8.726-086.0	3.5	5000	\$92.36
8.726-087.0	4.0	5000	\$91.81
8.726-088.0	4.5	5000	\$91.81
8.726-089.0	5.0	5000	\$91.81
8.726-090.0	5.5	5000	\$92.36
8.726-091.0	6.0	5000	\$89.02

TURBO NOZZLE - ST-559




- Temperature: 190°F
- 1/4" FPT Inlet
- 8700 PSI

PART NO.	ORIFICE	TYPE	LIST PRICE
9.106-853.0	2.0	Tungsten Carbide	\$1,069.40
8.754-735.0	4.0	Tungsten Carbide	\$1,089.43
8.754-736.0	5.0	Tungsten Carbide	\$1,099.45

NOZZLES - TURBO - A+ NOZZLE KIT



- PSI: 4000
- With 8.726-069.0 Nozzle
- With 9.117-449.0 Inlet Filter



PART NO.	DESCRIPTION	PSI	LIST PRICE
8.928-444.0	A+ Turbo Nozzle #4 Kit	4000	\$109.62

NOZZLE PROTECTOR - ST-10



Ideal to protect sensitive surfaces against damage. Hard plastic body is stable enough to tightly hold nozzle adapter for heavy-duty use.



- Temperature: 300°F
- 1/4" FPT Inlet / Outlet

PART NO.	DESCRIPTION	TYPE	LIST PRICE
8.723-668.0	Red / Black	Zinc-plated	\$17.25
8.723-669.0	Black / Gray	Stainless-steel	\$17.92

NOZZLES - MV ROTOJET 3700 & 5800 TURBO

0° impact, 25° pattern, no gears - no teeth - no bearings. Exclusive design of the Rotojet 3700 / Rotojet 5800 eliminates start up impact and damage to internal nozzle.

- High-Strength, Forged Brass
- Precision Ceramic Orifice and Matching Race

- Durable Rubber / Plastic Cover
- 1/4" BSPP - *Note: British pipe thread compatible in-line filters are 8.709-979.0 and 8.709-978.0



ROTOJET 3700 PSI

- Temperature: 210°F
- PSI: 1150 Min - 3700 Max

ROTOJET 5800 PSI (MUST START WITH NOZZLE DOWN)

- Temperature: 200°F
- PSI: 2600 Min - 5800 Max


PART NO.	ORIFICE	PSI	LIST PRICE
NOZZLE			
8.711-002.0	3.0	3700	\$110.73
8.711-003.0	3.5	3700	\$110.73
8.711-005.0	4.0	3700	\$115.73
8.711-004.0	4.5	3700	\$110.73
8.711-006.0	5.0	3700	\$110.73
8.711-008.0	5.5	3700	\$110.73
8.711-007.0	6.0	3700	\$110.73
8.711-009.0	3.0	5800	\$242.59
8.711-010.0	3.5	5800	\$240.36
8.711-011.0	4.0	5800	\$240.36
8.711-012.0	4.5	5800	\$240.36
8.711-013.0	5.0	5800	\$240.36
8.711-014.0	5.5	5800	\$240.36
8.711-015.0	6.0	5800	\$240.36
8.711-016.0	6.5	5800	\$240.36
8.711-017.0	7.0	5800	\$240.36
8.711-018.0	8.0	5800	\$240.36
8.711-019.0	9.0	5800	\$240.36
8.711-020.0	10.0	5800	\$240.36
8.711-023.0	11.0	5800	\$240.36
8.711-021.0	12.0	5800	\$240.36

PART NO.	ORIFICE	PSI	LIST PRICE
REPAIR KIT			
8.704-039.0	3.0	3700	\$76.78
8.704-038.0	3.5	3700	\$75.67
8.704-040.0	4.0	3700	\$75.67
8.704-041.0	4.5	3700	\$75.67
8.704-042.0	5.0	3700	\$75.67
8.704-043.0	5.5	3700	\$75.67
8.704-044.0	6.0	3700	\$75.67
8.704-066.0	3.5	5800	\$115.73
8.704-067.0	4.0	5800	\$110.17
8.704-068.0	4.5	5800	\$110.17
8.704-069.0	5.0	5800	\$110.17
8.704-070.0	5.5	5800	\$110.17
8.704-071.0	6.0	5800	\$110.17
8.704-072.0	6.5	5800	\$114.62
8.704-073.0	7.0	5800	\$110.17
8.704-074.0	8.0	5800	\$110.17
8.704-075.0	9.0	5800	\$110.17
8.704-076.0	10.0	5800	\$110.17
8.704-077.0	11.0	5800	\$115.73
8.704-078.0	12.0	5800	\$110.17

NOZZLES - 3650 & 5100 PSI TURBO


Provides great impact and cleaning power

- Temperature: 212°F



Turbo Nozzle
PSI: 1150 Min - 3650 Max

Turbo Nozzle
PSI: 2600 Min - 5100 Max

PART NO.	ORIFICE	PSI	LIST PRICE
NOZZLE			
8.711-105.0	3.0	3650	\$95.70
8.711-097.0	3.5	3650	\$95.70
8.711-098.0	4.0	3650	\$95.70
8.711-099.0	4.5	3650	\$95.70
8.711-100.0	5.0	3650	\$95.70
8.711-101.0	5.5	3650	\$95.70
8.711-102.0	6.0	3650	\$95.70
8.711-096.0	6.5	3650	\$95.70
8.711-103.0	7.0	3650	\$95.70
8.711-104.0	8.0	3650	\$95.70
8.711-086.0	3.0	5100	\$115.73
8.711-087.0	3.5	5100	\$115.73
8.711-088.0	4.0	5100	\$115.73
8.711-089.0 	4.5	5100	\$115.73
8.711-090.0	5.0	5100	\$115.73
8.711-091.0	5.5	5100	\$115.73
8.711-092.0	6.0	5100	\$115.73
8.711-093.0	6.5	5100	\$116.84
8.711-094.0	7.0	5100	\$115.73
8.711-095.0	8.0	5100	\$115.73

PART NO.	DESCRIPTION	LIST PRICE
REPAIR KIT - TURBO NOZZLES 3650 AND 5100 PSI		
8.749-913.0	Repair Kit 3.5	\$55.64
8.749-914.0	Repair Kit 4.0	\$55.64
8.749-915.0	Repair Kit 4.5	\$55.31
8.749-916.0	Repair Kit 5.0	\$55.31
8.749-917.0	Repair Kit 5.5	\$55.31
9.120-188.0	Repair Kit 6.0	\$55.64
9.120-189.0	Repair Kit 6.5	\$55.64
8.749-920.0	Repair Kit 7.0	\$55.64
8.749-921.0	Repair Kit 8.0	\$55.31

NOZZLES - ST-357 & ST-457 TURBO



- 1/4" FPT
- Forged Brass
- Precision Ceramic Orifice
- Rubber Cover / Protector



ST-357
PSI: 1000 Min - 3652 Max
Temperature: 190°F

ST-457 - 6000 PSI
PSI: 1000 Min - 6000 Max
Temperature: 212°F

PART NO.	ORIFICE	PSI	LIST PRICE
NOZZLE			
8.710-986.0	3.0	3625	\$143.55
8.710-987.0	3.5	3625	\$143.55
8.710-989.0	4.0	3625	\$143.55
8.710-988.0	4.5	3625	\$143.55
8.710-991.0	5.0	3625	\$143.55
8.710-993.0	5.5	3625	\$143.55
8.710-992.0	6.0	3625	\$143.55
8.711-072.0	3.0	6000	\$251.49
8.711-073.0	3.5	6000	\$251.49
8.711-074.0	4.0	6000	\$251.49
8.711-075.0	4.5	6000	\$253.72
8.711-076.0	5.0	6000	\$251.49
8.711-077.0	5.5	6000	\$251.49
8.711-078.0	6.0	6000	\$251.49
8.711-079.0	7.0	6000	\$251.49
8.711-080.0	8.0	6000	\$251.49
8.711-081.0	10.0	6000	\$253.72
REPAIR KIT			
8.701-570.0	3.0	3625	\$89.02
8.701-569.0	3.5	3625	\$87.91
8.701-564.0	4.0	3625	\$87.91
8.701-562.0	4.5	3625	\$87.91
8.701-565.0	5.0	3625	\$87.91
8.701-568.0	5.5	3625	\$91.81
8.701-566.0	6.0	3625	\$87.91
9.120-404.0	Repair Kit ST-357 8.0 Turbo	3625	\$104.00
8.701-572.0	3.0	6000	\$132.42
8.701-571.0	3.5	6000	\$126.86
8.701-573.0	4.0	6000	\$125.75
8.701-574.0	4.5	6000	\$125.75
8.701-575.0	5.0	6000	\$125.75
8.701-576.0	5.5	6000	\$125.75
8.701-577.0	6.0	6000	\$131.31
8.701-578.0	7.0	6000	\$126.86
8.701-579.0	8.0	6000	\$125.75
8.701-580.0	10.0	6000	\$125.75

NOZZLES

NOZZLE - TURBO ROTATING - CERAMIC ORIFICE

- PSI: Up to 5800 Max
- Temperature Max: 212°F



PART NO.	DESCRIPTION	SIZE	PSI	LIST PRICE
8.760-324.0	Nozzle Rotating TPR 4004	#4	5800	\$91.81
8.760-325.0	Nozzle Rotating TPR 4010	#7	5800	\$91.81

NOZZLES - TURBO - IDK & DK SERIES - DIRT KILLER

4700 maximum PSI, a popular model providing great impact and cleaning power.



8.712-429.0

- Temperature Max: 180°F
- 1/4" Inlet
- IDK Series: Commonly used for Water Blasting and Heavy Duty Cleaning of Concrete, Steel, etc.
- DK Series: Commonly used for warehouse floors, wash rooms, alleyways etc.

PART NO.	SERIES	ORIFICE	PSI	LIST PRICE
NOZZLE				
8.712-429.0	DK	045	3200	\$300.00
8.740-148.0	IDK	055	4700	\$521.90
REPAIR KIT				
8.701-160.0	DK Kit	045	3200	\$215.88
8.701-161.0	IDK Kit	055	4700	\$301.57

NOZZLES - TURBO MV ROTATING SOFT / HARD

The cleaning efficiency of a high-pressure rotating nozzle with the feature of changing from a hard spray for concrete to a soft spray for wood by simply pushing or pulling the finger protected nozzle.




- PSI: 3700
- Temperature: 200°F

PART NO.	ORIFICE	PSI	LIST PRICE
8.711-055.0	045	3700	\$142.44

COUPLERS - LANCE & NOZZLE COUPLERS

Changes MPT lance to FPT for mounting MPT nozzles.



PART NO.	DESCRIPTION	LIST PRICE
BRASS		
8.705-150.0	1/8" x 1/8"	\$1.84
8.705-155.0	1/4" x 1/8"	\$2.61
8.705-151.0	1/4" x 1/4"	\$2.39
STEEL		
8.710-713.0	1/8" x 1/8"	\$6.46
8.710-712.0	1/4" x 1/8"	\$7.18
8.710-714.0	 1/4" x 1/4"	\$7.01

NOZZLES - ROTOJET 2500

Economy turbo nozzle.



- PSI Max: 2000
- Temperature Max: 140°F
- 1/4" FPT Inlet
- Weight: 5.4 oz..
- Great for economy washers

PART NO.	ORIFICE	PSI	LIST PRICE
8.711-026.0	3.0	2500	\$70.11
8.711-027.0	3.5	2500	\$71.22

NOZZLES - ZRMAX & ZROTOMAX ROTATING

- PSI: Up to 5800 Max
- Temperature Max: 176°F
- 1/4" FPT Inlet



- Weight: 9 oz..
- Replaceable Stainless-Steel Orifices

PART NO.	DESCRIPTION	STD NOZZLE EQUIV	GPM	PSI	LIST PRICE
8.711-035.0	ZROTOMAX1	4.5	2.1 - 2.6	1450 -3500	\$153.57
8.711-036.0	ZROTOMAX2	5.5	2.9 - 4.0	1450 -3500	\$153.57
8.711-037.0	ZROTOMAX3	6.5	4.2 - 5.5	1450 -3500	\$153.57
8.711-038.0	ZRMAX581	4.5	2.3 - 4.7	5800	\$162.47
8.711-039.0	ZRMAX583	6.5	3.3 - 6.6	5800	\$160.24
8.701-532.0	Repair Kit				\$66.77



NOZZLES - A+ MULTI-FAN

Adjust from maximum Impact Zero Stream to 80° wide-angle spray with a twist of the nozzle body.



- PSI: 3000
- Temperature: 300°F
- 1/4" FPT Connect
- Stainless-Steel Replaceable Orifices
- Stainless-Steel Deflector

PART NO.	ORIFICE	COLOR	LIST PRICE
8.710-932.0	3.0	Yellow	\$33.83
8.710-933.0	3.5	White	\$33.83
8.710-934.0	4.0	Blue	\$33.83
8.710-935.0	4.5	Brown	\$33.83
8.710-936.0	5.0	Green	\$33.83
8.710-937.0	5.5	Light Blue	\$33.83
8.710-942.0	8.0	-	\$34.16

NOZZLE FILTERS - 1/4" HIGH-PRESSURE

Turbo nozzle protector.



8.709-978.0



8.709-979.0



8.710-150.0



8.710-149.0

- PSI Max: 5000
- GPM: 8.0
- Temperature: 300°F
- 1/4" MPT Outlet
- 100-Mesh SS Screen

PART NO.	TYPE	INLET	OUTLET	LIST PRICE
8.709-978.0	Brass	1/4" FPT	1/4" MPT	\$21.81
8.709-979.0	Brass	1/4" QC	1/4" MPT	\$23.04
8.710-149.0	416 SS	1/4" QC	1/4" MPT	\$34.50
8.710-150.0	Brass	1/4" MPT	1/4" MPT	\$29.49
8.704-234.0	Replacement Filter for 8.709-978.0 / 8.709-979.0			\$6.79
8.701-201.0	Replacement Filter for 8.710-149.0 / 8.710-150.0			\$6.46

NOZZLE FILTER - A+ SS



SCAN TO SEE IT IN ACTION!

- PSI Max: 5000
- Temperature Max: 300°F
- 1/4" MPT Outlet SS
- 1/4" MPT Inlet

PART NO.	GPM	PSI	LIST PRICE
9.117-449.0	8.0	5000	\$22.04

NOZZLES - DUO-REG

Duo-Reg nozzles are designed for industrial use in ALL applications. Easy push / pull, low-to-high pressure change, and easy-turn to adjust from 0° to 80° fan pattern.



- PSI: 3200
- GPM: 8.0
- Temperature: 300°F
- 1/4" FPT Connect
- Stainless-Steel Replaceable Orifices
- Tough Glass-Filled Nylon Cover
- Compact Size: 3-3/8" Long, 1-3/16" Diameter
- Weight: 5.7 oz..

PART NO.	ORIFICE	COLOR	LIST PRICE
8.710-959.0	3.0	Yellow	\$40.84
8.710-960.0	3.5	White	\$40.84
8.710-961.0	4.0	Blue	\$40.84
8.710-962.0	4.5	Brown	\$40.84
8.710-963.0	5.0	Green	\$40.84
8.710-964.0	5.5	Sky	\$40.84
8.710-965.0	6.0	Black	\$40.84
8.710-966.0	6.5	Dark Green	\$40.84

REPLACEMENT ORIFICES

Replacement orifices for Duo-Reg and Multi-fan nozzles.



PART NO.	ORIFICE	LIST PRICE
8.701-448.0	1.20 MM = 3.0 GPM	\$14.25

NOZZLES

NOZZLE HOLDER / HEAD - ST-56 ROLLOVER



- PSI Max: 3600
- GPM: 8
- Temperature: 300°F
- 1/4" FPT Inlet and Outlet
- Brass Body
- Glass-Filled Polyimide Cover

PART NO.	DESCRIPTION	PSI	LIST PRICE
8.710-895.0	Rollover Nozzle Head	3600	\$55.31

NOZZLE HOLDER - ST-51N ADJUSTABLE



Nozzle holder allows water to be diverted around the fixed orifice nozzle, dropping the pressure and allowing the chemical injector to operate.



- PSI Max: 3600
- Temperature Max: 300°F
- GPM Max: 8.0
- Attaches to 1/4" MPT Lance
- Accepts 1/4" Meg Nozzles
- Weight: 5.9 oz.

PART NO.	DESCRIPTION	PSI	LIST PRICE
8.710-889.0	ST-51N	3600	\$46.74

NOZZLE HOLDER - ST-330 - SWIVELING



Perfect For cleaning hard-to-reach areas. Nozzle position locks with pressure.



- PSI: 5070
- GPM: 10
- Temperature: 300°F
- Stainless-Steel
- 1/4" Female Inlet

PART NO.	DESCRIPTION	LIST PRICE
8.749-905.0	Outlet 1/4" FNPT	\$106.83
8.749-906.0	Outlet 1/4" Male	\$109.62

NOZZLE HOLDER - PIVOT



- Allowable 120° Pivoting
- Works with standard quick connect nozzles
- 1/4" Quick Connect plug x 1/4" Quick Connect Socket



SCAN TO SEE IT IN ACTION!

PART NO.	DESCRIPTION	PSI	LIST PRICE
9.114-868.0	 Pivoting Nozzle	4000	\$24.60

NOZZLES - HL250 VARI HI-LOW ANGLE



Push / Pull for easy change between high- and low-pressure; simple twist to adjust 0° - 80° spray fan pattern.



- PSI Max: 4050
- Temperature: 195°F
- 1/4" FPT Inlet
- Weight: 4 oz..
- Glass-Filled Nylon Cover
- Stainless-Steel Replaceable Orifice

PART NO.	ORIFICE	COLOR	LIST PRICE
8.710-972.0	2.0	Light Green	\$40.18
8.710-973.0	2.5	Pink	\$40.18
8.710-974.0	3.0	White	\$40.18
8.710-975.0	3.5	Brown	\$40.18
8.710-976.0	4.0	Dark Yellow	\$40.18
8.710-977.0	4.5	Blue	\$40.18
8.710-978.0	5.0	Purple	\$40.18
8.710-979.0	5.5	Dark Red	\$40.18
8.710-980.0	6.0	Dark Green	\$40.18
8.710-982.0	7.0	Orange	\$40.18
8.710-983.0	8.0	Silver	\$40.18

NEW OFFERING TWIN NOZZLE CONNECTOR Legacy

Connects dual nozzles to one water supply, increases cleaning area and speed by allowing 2 turbo nozzles to operate at one time, you will need to decrease nozzle size to reach same pressure as single nozzle



- PSI Max: 4000

PART NO.	DESCRIPTION	LIST PRICE
9.118-119.0	Twin Nozzle Connector Kit	\$66.77

NEW OFFERING DOWNSTREAM SOFTWASH X-JET TWIST NOZZLE



- PSI: 4000
- GPM: 3-7, 2-3, 7-12

PART NO.	DESCRIPTION	LIST PRICE
9.119-302.0	3-7 GPM 50FT	\$175.82
9.119-303.0	2-3 GPM 40FT	\$175.82
9.119-304.0	7-12 GPM 60FT	\$175.82

NOZZLE HOLDER - DOUBLE

Up to 10 GPM flow for low side pressure, 250 PSI.



- PSI Max: 3200
- Temperature Max: 195°F
- 1/4" Female Inlet, Two Female Outlets
- Heavy Nickel-Plate
- Chemical-Resistant
- Stainless-Steel Ball
- Machined-Brass Body
- New Ball Guide and Seat

PART NO.	DESCRIPTION	PSI	LIST PRICE
8.710-897.0	 Double Nozzle Head	3200	\$46.74

GENERAL PUMP SOAP SHOOTERS



PART NO.	DESCRIPTION	LIST PRICE
9.106-238.0	Shooter, Soap with 4.0 Orifice	\$109.05
9.119-266.0	Shooter, Soap with 4.5 Orifice	\$15.86
9.119-267.0	Shooter, Soap with 5.0 Orifice	\$42.07

X-JET LONG RANGE NOZZLE

The Original X-Jet is our flagship EXTERNAL injection nozzle that injects and proportions cleaning solutions without going through your pump, hose, spray gun, or fittings. The long range and close range nozzles are included with this kit along with the 15 color coded proportioner set and 15 ft hose assembly with inline shutoff valve and tank screen filter.



8.710-474.0

- Works great for applying chemicals that may be too harsh for use with other nozzles
- Recommend for smaller GPM machines as The Original X-Jet will reach 3 to 5 feet higher than the X-Jet M5

PART NO.	DESCRIPTION	GPM	LIST PRICE
8.710-474.0*	\$#9X-Jet Long Range Nozzle, 2000-3000 PSI	3.5	\$310.96
8.710-475.0*	\$#13X-Jet Long Range Nozzle, 3000-4000 PSI,	4.5	\$310.96
9.105-617.0*	\$#16 X-Jet Long Range Nozzle, 2500-4000 PSI	6.5-8	\$310.96

*Includes Close Range Nozzle

X-JET M5 LONG RANGE NOZZLE

The X-Jet M5 is our adjustable injection nozzle that injects and proportions cleaning solutions without going through your pump, hose, spray gun, or fittings.



These adjustable nozzles are included with this kit along with the 14 color coded proportioner set and 15 ft hose assembly with inline shutoff valve and tank screen filter.



- Adjustable from 0-60 degree spray pattern
- Can reach heights up to 40ft high depending on the pressure washer and nozzle adjustment
- Includes with a 15ft hose with spring filter and inline shutoff valve
- Also includes 14 color coded proportioners with reference card

PART NO.	DESCRIPTION	GPM	LIST PRICE
8.710-472.0	\$#13 M5 X-Jet Variable Fan, 2500- 4000 PSI, Long Range Nozzle	4-4.5	\$318.17
8.710-473.0	\$#9M5 X-Jet Variable Fan, 2000-3000 PSI, Long Range Nozzle	3-3.5	\$318.17
9.120-632.0	\$#7M5 X-Jet Variable Fan, 2000-4000 PSI, Long Range Nozzle	2-2.5	\$305.93
9.120-633.0	\$#16M5 X-Jet Variable Fan, 2000-4000 PSI, Long Range Nozzle	5-6.5	\$305.93
9.120-634.0	\$#20M5 X-Jet Variable Fan, 2000-4000 PSI, Long Range Nozzle	7-8	\$305.93
9.120-635.0	\$#25M5 X-Jet Variable Fan, 2000-4000 PSI, Long Range Nozzle	8.5-10	\$305.93

*Includes Close Range Nozzle

FOUR-WAY QC MULTI-NOZZLE HOLDER



A handy tool that allows switching quickly between four different nozzles on one spray gun wand. Works great for changing between foam and water, reaching multiple height levels, or altering the intensity of the spray without having to carry around several individual nozzles



- 304 Stainless-steel
- Fits 1/4" NPT-M Thread Nozzles
- Turns each nozzle into a Quick-connect Tip

PART NO.	DESCRIPTION	LIST PRICE
9.112-496.0	JRod Multi-Nozzle Holder	\$33.72

NOZZLES

HOLDER, PRESSURE WASHER NOZZLE 5 TIP

Legacy

- Aluminum clip
- Holds 5 spray nozzles
- Holds nozzles with standard 1/4" quick connect plug



PART NO.	DESCRIPTION	LIST PRICE
9.119-284.0	Pressure Washer Nozzle Holder	\$ 5.56

NOZZLE HOLDER



- 5 hole mountable

PART NO.	DESCRIPTION	PSI	LIST PRICE
9.117-451.0	5 Hole Mountable		\$ 17.63

NOZZLES - STEAM



GENERAL PUMP

PART NO.	DESCRIPTION	LIST PRICE
9.112-956.0	DSN14F Steam Nozzle, 1/4" NPT-F Drill-to-Size Brass with 2.0 Opening	\$ 32.94

- PSI Max: 3650
- Temperature Max: 300°F
- GPM Max: 8.0
- Machined-Brass Body
- Nylon Adjustment Knob
- 1/4" FPT Inlet / Outlet



SCAN TO SEE IT IN ACTION!

PART NO.	DESCRIPTION	PSI	LIST PRICE
8.710-891.0	Adjustable Nozzle	3650	\$ 27.93

NOZZLES - STEAM



Steam Nozzle

- PSI: 1450
- Steam Nozzle - 1/4" F



Flat Steam Nozzle

- Steam Blank - 3/8" M
- One-Piece Brass

PART NO.	DESCRIPTION	LIST PRICE
8.710-958.0	Flat Steam Nozzle, 1.5 mm	\$ 37.50
8.710-957.0	Steam Nozzle, Drill to Size	\$ 17.59
8.904-374.0	Nozzle, Drilled to 1.6 mm	\$ 18.92
8.712-415.0	Steam Nozzle, Drilled to 5/64"	\$ 82.35

NOZZLES - GUM REMOVAL

Removes gum on concrete using a series of 0 degree jets

AP



PART NO.	DESCRIPTION	LIST PRICE
9.115-328.0	Gum Remover, QC, .05 Red	\$ 7.74
9.115-329.0	Gum Remover, QC, .08 Red	\$ 7.74

MULTI-NOZZLE HOLDER

AP



- Stainless-steel
- Fits 1/4" NPT-M Thread Nozzles
- Turns each nozzle into a Quick-connect Tip

PART NO.	DESCRIPTION	LIST PRICE
9.115-330.0	A+ 2-Way QC Multi-Nozzle Holder SS	\$ 13.02
9.115-396.0	A+ 4-Way QC Multi-Nozzle Holder SS	\$ 23.15

NOZZLES - ADJUSTABLE

Compact, full-feature unit weighs only 4.3 oz., same functions as ST-51N.

AP

NOZZLES - LONG DISTANCE

- PSI Max: 5000
- Temperature: 250°F
- Inlet 1/4" NPT-M
- 10 GPM
- Cleans surfaces from longer distances
- Robust stainless steel construction



PART NO.	DESCRIPTION	LIST PRICE
9.116-521.0	Nozzle, Long Distance #2.0	\$72.80
9.116-522.0	Nozzle, Long Distance #2.5	\$72.80
9.116-523.0	Nozzle, Long Distance #3.0	\$72.80
9.116-524.0	Nozzle, Long Distance #3.5	\$72.80
9.116-525.0	Nozzle, Long Distance #4.0	\$72.80
9.116-526.0	Nozzle, Long Distance #4.5	\$72.80
9.116-527.0	Nozzle, Long Distance #5.0	\$72.80
9.116-528.0	Nozzle, Long Distance #5.5	\$72.80
9.116-529.0	Nozzle, Long Distance #6.0	\$72.80
9.116-530.0	Nozzle, Long Distance #6.5	\$72.80
9.116-531.0	Nozzle, Long Distance #7.0	\$72.80
9.116-532.0	Nozzle, Long Distance #7.5	\$72.80
9.116-533.0	Nozzle, Long Distance #8.0	\$72.80
9.116-534.0	Nozzle, Long Distance #8.5	\$72.80
9.116-535.0	Nozzle, Long Distance #9.0	\$72.80
9.116-536.0	Nozzle, Long Distance #10.0	\$72.80

PART NO.	DESCRIPTION	LIST PRICE
9.120-815.0	Nozzle, 1/4" QC Long Distance #2.0	\$72.80
9.120-816.0	Nozzle, 1/4" QC Long Distance #2.5	\$72.80
9.120-817.0	Nozzle, 1/4" QC Long Distance #3.0	\$72.80
9.120-822.0	Nozzle, 1/4" QC Long Distance #3.5	\$72.80
9.120-823.0	Nozzle, 1/4" QC Long Distance #4.0	\$72.80
9.120-824.0	Nozzle, 1/4" QC Long Distance #4.5	\$72.80
9.120-825.0	Nozzle, 1/4" QC Long Distance #5.0	\$72.80
9.120-826.0	Nozzle, 1/4" QC Long Distance #5.5	\$72.80
9.120-827.0	Nozzle, 1/4" QC Long Distance #6.0	\$72.80
9.120-828.0	Nozzle, 1/4" QC Long Distance #6.5	\$72.80
9.120-829.0	Nozzle, 1/4" QC Long Distance #7.0	\$72.80
9.120-830.0	Nozzle, 1/4" QC Long Distance #7.5	\$72.80
9.120-831.0	Nozzle, 1/4" QC Long Distance #8.0	\$72.80
9.120-832.0	Nozzle, 1/4" QC Long Distance #8.5	\$72.80
9.120-833.0	Nozzle, 1/4" QC Long Distance #9.0	\$72.80

NOZZLE HOLDER - ROLLOVER - TWIST TYPE

Holds two meg nozzles on opposite sides for positive change from chemical application to high-pressure rinse.



- PSI Max: 1000
- Temperature: 180°F
- Nickel-Plated Brass Body

PART NO.	DESCRIPTION	PSI	LIST PRICE
8.710-893.0	Dual 1/4" FPT In / Out	1000	\$134.65
8.900-022.0	Repair Kit	1000	\$17.59

NOZZLE PROTECTOR / COUPLER



- Protect Nozzles and Finished Surfaces
- Deep Nozzle Recess
- Tough Plastic Protector
- 1/4" FPT Coupler Inlet

PART NO.	NOZZLE	LIST PRICE
8.710-866.0	1/8"	\$6.13
8.710-867.0	1/4"	\$5.45

NOZZLES

NOZZLE PROTECTOR - SLIP-ON

A durable, easy-to-use nozzle protector. Plastic rubber compound - flexible and tough!



- 1-1/2" Diameter at Flare-End
- Slip-Fits Standard Lances
- 2-1/2" Long
- Weight: 1.2 oz..
- Slip-On to Lance
- Attach Nozzle Coupler and Nozzle
- Slide protector forward for complete nozzle protection

PART NO.	DESCRIPTION	LIST PRICE
8.710-868.0	Slip-on Nozzle Protector	\$6.13

FOAMERS - LEGACY COMPACT

Generates a high-density clinging foam for extended dwell time to increase chemical action.



- PSI Max: 2500
- Temperature Max: 195°F
- GPM Max: 1-5
- 4 and 6.5 Nozzle Included
- 5" Long, 1" Diameter
- Stainless-Steel, Aluminum and Brass

PART NO.	DESCRIPTION	PSI	LIST PRICE
8.903-998.0	1/8" F Inlet	2500	\$ 105.16
8.903-999.0	1/4" F Inlet	2500	\$95.70

Note: Most cleaning chemicals perform best when at 120° - 150°F and can be applied as a foam by adding a foaming agent. See your chemical supplier to obtain the correct products.

FOAMERS - FOAM CANNON

The ideal foam generator application accessory meters the foaming chemical for customized foam type and applies the foam to match the application.



- PSI Max: 3200
- Temperature Max: 140°F
- GPM Max: 6.5
- Brass Meter Valve
- 1/4" FPT Lance Connect
- High-Impact Glass-Filled Body
- Stainless-Steel 1.5 mm Orifice (#5.5 Nozzle Equivalent)
- Stainless-Steel Foam Turbulator

PART NO.	DESCRIPTION	LIST PRICE
8.710-125.0	Foam Cannon / Injector	\$ 146.89
8.710-126.0	Foam Cannon / Injector / Bottle	\$ 183.61
8.704-222.0	Replacement Turbulator Screen	\$ 26.04

LEGACY HD PUMP - THE MOST DURABLE PUMP ON THE MARKET



Legacy HD heavy-duty, high pressure pumps are the outcome of years of research and development, resulting in a number of upgrades over previous pump models. Premium, long-life components and design features make the Legacy HD pump a standout among other high-pressure pumps. Tests prove it holds up better in rugged working conditions.

- Stronger crankcase housing with thicker aluminum cross members and mounting feet for added strength.
- Oil level dipstick is vented allowing for heat expansion. Oil level sight glass allows for quick and easy oil inspection.
- Crankcase features longer overall length to ensure less stress on all parts and a longer life of the pump.
- Premium European-quality tapered roller bearings on both the drive-side and opposite drive-side of the pump allow for heavier and demanding loads while greatly reducing noise levels and heat build-up.
- Super-strong, two-piece connecting rods designed with double-feeder grooves to maximize lubrication for a dramatically cooler running pump.
- Precision machined crankshafts for easy assembly and disassembly. Solid-shaft models have a full 55 mm shaft length to easily accept pulley and sheaves.
- Dacromet® finish on manifold bolts adds extra rust protection.
- Precision-ground and highly-polished solid ceramic plungers designed to withstand dramatic temperature and pressure spikes.
- Revolutionary forged-brass heads with exclusive "deep-well-sealing" valve caps eliminate any head pressure effects to the valve cap and valve cap thread.
- High-temperature, long life U-seals correctly fitted for each pump.
- Polished stainless-steel plunger rod reduces friction heat for a smoother and cooler operation.



LEGACY HD PUMP - GX SERIES



The most durable pump on the market.



PART NO.	MODEL NO.	GPM	PSI	HP	RPM	SHAFT	WT (LBS.)	LIST PRICE
GX SERIES: 1/2" INLET X 3/8" OUTLET								
8.921-661.0	S GX5450R	5.4	5000	17.0	1740	24 mm	43	\$ 1,847.25
8.921-662.0	GX5450L	5.4	5000	17.0	1740	24 mm	43	\$ 1,847.25
GX SERIES: 3/4" BSP INLET X 1/2" BSP OUTLET								
8.920-597.0	S GX9536.2R	9.5	3625	23.6	1740	25 mm	38	\$ 1,947.40
8.920-598.0	S GX9536.2L	9.5	3625	23.6	1740	25 mm	38	\$ 1,947.40
8.920-599.0	S GX1036.2R	10.4	3625	25.8	1740	25 mm	38	\$ 1,947.40
8.920-600.0	GX1036.2L	10.4	3625	25.8	1740	25 mm	38	\$ 1,975.22
8.920-602.0	GX1622.2R	15.8	2200	23.8	1740	25 mm	38	\$ 1,980.78
8.920-603.0	GX1622.2L	15.8	2200	23.8	1740	25 mm	38	\$ 2,008.60
8.752.809.0	GX8043.2	7.9	4350	23.5	1740	25 mm	38	\$ 1,407.69

LEGACY HD PUMP - GM SERIES



■ Belt Drive



PART NO.	MODEL NO.	GPM	PSI	HP	RPM	SHAFT	WT (LBS.)	LIST PRICE
8.751-197.0	S GM3540R.3	3.5	4000	9.5	1850	24 mm	22	\$1,026.00
8.751-198.0	S GM4030R.3	4	3000	8.2	1000	24 mm	22	\$1,026.00
8.751-200.0	S GM4035R.3	4.8	3500	7.5	1500	24 mm	22	\$1,062.72
8.751-201.0	GM4035L.3-Left	4.8	3500	7.5	1500	24 mm	22	\$1,062.72
8.751-202.0	S GM5030R.3	5.1	3000	13.5	1550	24 mm	22	\$1,062.72
8.751-203.0	GM5030L.3	5.1	3000	13.5	1550	24 mm	22	\$1,091.66
8.751-244.0	S GM6035R.3	5.6	3500	13.5	1740	24 mm	22	\$1,129.49
8.751-245.0	S GM6035L.3	5.6	3500	13.5	1740	24 mm	22	\$1,105.01

LEGACY HD PUMP - GT SERIES



■ Belt Drive

■ 1/2" Inlet x 3/8" Outlet



PART NO.	MODEL NO.	GPM	PSI	HP	RPM	SHAFT	WT (LBS.)	LIST PRICE
8.921-723.0	GT4540.2L	4.5	4000	12.3	1360	25 mm	39	\$1,374.31
8.921-724.0	S GT6036.2R	6.0	3600	14.8	1450	25 mm	39	\$1,374.31
8.921-725.0	GT6036.2L	6.0	3600	14.8	1450	25 mm	39	\$1,374.31
8.921-726.0	S GT5636.2R	5.6	3600	13.8	1450	24 mm	39	\$1,185.13
8.921-727.0	GT5636.2L	5.6	3600	13.8	1450	24 mm	39	\$1,218.52

LEGACY PUMP - GBP & GB SERIES



■ Belt Drive



PART NO.	MODEL NO.	GPM	PSI	HP	RPM	SHAFT	WT (LBS.)	LIST PRICE
8.929-708.0	GBP3030R	3.0	3000	6.2	1650	24 mm	14.5	\$669.91
8.929-754.0	GBP3030L	3.0	3000	6.2	1650	24 mm	14.5	\$830.15
8.929-713.0	GBP4025R	4.0	2500	6.8	1550	24 mm	14.5	\$752.25

LEGACY HD PUMP - READY TO GO SERIES



■ Belt or Direct Drive



PART NO.	MODEL NO.	DRIVE	GPM	PSI	RPM	SHAFT	UNLOADER	LIST PRICE
8.924-458.0	garder hose inlet with filter and quick coupler	Direct	3.0	3500	3400	3/4" Hollow	VRT3	\$849.07
8.924-459.0	GP3535G1	Direct	3.5	3500	3400	1" Hollow	VRT3	\$864.65
8.924-460.0	GS4040G.3	Direct	4.0	4000	3400	1" Hollow	VRT3	\$980.38
8.924-461.0	GB3030R	Belt	3.0	3000	1650	24 mm	VRT3	\$920.29
8.924-462.0	GM3540R.3	Belt	3.5	4000	1850	24 mm	VRT3	\$1,066.06
8.924-463.0	GM3840R.3	Belt	3.8	4000	1740	24 mm	VRT3	\$1,123.93



LEGACY PUMP - HFR SERIES



■ Belt Drive

■ Rated up to 149°F

■ 3/4" Outlet



PART NO.	MODEL NO.	GPM	PSI	HP	RPM	SHAFT	INLET	WT (LBS.)	LIST PRICE
8.751-677.0	HFR40FR	10.5	4100	28.7	1450	40 mm	1"	106	\$6,632.29
8.751-678.0	HFR60FR	15.7	4100	43.0	1450	40 mm	1"	106	\$6,543.26
8.751-680.0	HFR80FL	20.9	4100	57.3	1450	40 mm	1"	106	\$5,839.97
8.751-681.0	HFR80FR	20.9	4100	57.3	1450	40 mm	1"	106	\$5,839.97
8.751-689.0	HFR80SR	21.1	2175	30.5	2175	40 mm	1-1/4"	106	\$6,726.88
8.751-693.0	HFR120SR	31.7	2175	46.1	2175	40 mm	1-1/4"	106	\$6,404.16

LEGACY PUMP - HHP SERIES

"Eco brass" pump head: environment-friendly brass alloy with very high mechanical properties equivalent to Stainless-steel 316.



■ Belt Drive

■ Rated up to 149°F

■ 3/4" Inlet x 1/2" Outlet



PART NO.	MODEL NO.	GPM	PSI	HP	RPM	SHAFT	WT (LBS.)	LIST PRICE
8.751-682.0	HHP25SL	6.6	7250	32.6	1000	40 mm	112	\$5,614.08
8.751-694.0	HHP4150R	10.8	7250	53.7	1450	40 mm	112	\$5,691.97

LEGACY PUMP - NMT SERIES




■ Belt Drive

■ 1/2" Inlet x 3/8" Outlet

■ NMT1520SCWR:
Rated up to 149°F Nickel Plated

■ NMT2120ESR:
Rated up to 185°F Stainless-steel - 316L



8.754-110.0

8.754-112.0

PART NO.	MODEL NO.	GPM	PSI	HP	RPM	SHAFT	WT (LBS.)	LIST PRICE
8.754-110.0	NMT1520SCWR	4.8	3000	9.9	1200	24 mm	21	\$1,129.49
8.754-112.0	NMT2120ESR	6.6	3000	12.8	1740	24 mm	26	\$3,349.53

LEGACY PUMP - NLT SERIES



■ Belt Drive

■ Rated up to 149°F

■ 1/2" Inlet x 3/8" Outlet

■ Double Shaft Pump



PART NO.	MODEL NO.	GPM	PSI	HP	RPM	SHAFT	WT (LBS.)	LIST PRICE
8.755-731.0	NLT2525S	7.9	3625	19.6	1200	25 mm	41	\$1,190.70

LEGACY HD PUMP - GS SERIES



- Direct Couple-to-gas Engine
- 1/2" Inlet x 3/8" Outlet



PART NO.	MODEL NO.	GPM	PSI	HP	RPM	SHAFT	WT (LBS.)	LIST PRICE
8.751-205.0	GS3040G.3	3.0	4000	9.0	3400	1" Hollow	24.5	\$920.29
8.751-206.0	GS3540G.3	3.5	4000	11.0	3400	1" Hollow	23	\$920.29
8.751-207.0	GS4040G.3	4.0	4000	13.0	3400	1" Hollow	23	\$834.60
8.751-208.0	GS5030G.3	5.0	3000	16.0	3400	1" Hollow	24.5	\$932.53

LEGACY HD PUMP - GP & GPP SERIES



- Direct Couple-to-gas Engine
- 1/2" Inlet x 3/8" Outlet



PART NO.	MODEL NO.	GPM	PSI	HP	RPM	SHAFT	WT (LBS.)	LIST PRICE
8.929-711.0	GPP2535G	2.5	3500	6.0	3400	3/4" Hollow	16.75	\$737.79
8.929-709.0	GPP3035G	3.0	3500	7.2	3400	3/4" Hollow	16.75	\$711.08
8.929-710.0	GPP3035G1	3.0	3500	7.2	3400	1" Hollow	18	\$711.08

LEGACY HD PUMP - GF & GFP SERIES



- Direct Couple-to-electric Motor
- NEMA 56C Frame
- 1/2 - 14 BSPP-F Inlet x 3/8-19 BSPP-F Outlet



PART NO.	MODEL NO.	GPM	PSI	HP	RPM	SHAFT	WT (LBS.)	LIST PRICE
8.929-707.0	GFP2030S	2.1	3000	4.3	1725	5/8" Hollow	17	\$597.57
8.929-714.0	GFP2830S	2.8	3000	5.8	1725	5/8" Hollow	17	\$620.94
8.929-712.0	GFP3530F	3.5	3000	7.2	3450	3/4" Hollow	17	\$597.57

LEGACY HD PUMP - FOG NEMA SERIES



- Direct Couple-to-electric Motor
- Rated up to 149°F
- 3/8 - 19 BSPP-F Inlet x 3/8-19 BSPP-F Outlet
- NEMA 56C Frame



PART NO.	MODEL NO.	GPM	PSI	HP	RPM	SHAFT	WT (LBS.)	LIST PRICE
8.754-501.0	FOG1214R	1.2	1450	1.2	1740	5/8" Hollow	12	\$510.78
8.754-502.0	FOG1914R	1.9	1450	1.9	1740	5/8" Hollow	12	\$506.32
8.754-503.0	FOG2514R	2.5	1450	2.5	1740	5/8" Hollow	12	\$510.78
9.117-512.0	FOG0610CR	1.6	1450	1.9	1450	5/8" Hollow	12.5	\$609.81

LEGACY PUMP - TML SERIES



- Belt Drive
- Rated up to 149°F
- 1/2" Inlet x 3/8" Outlet
- Industrial Triplex Plunger Pump with AI Connecting Rods
- Compare to General Pumps: TS Series
AR Pumps: RK Series



PART NO.	MODEL NO.	GPM	PSI	RPM	SHAFT	WT (LBS.)	LIST PRICE
8.703-382.0	TML-3053	5.3	3000	1450	24 mm	18.9	\$1,246.34
8.703-457.0	Pump Rail Set (Kit)						\$99.04

Note: Can be run at 1750 RPM. Please note the pump ships without rails

LEGACY PUMP - TTV SERIES



- Belt Drive
- Rated up to 149°F
- 3/4" Inlet x 3/8" Outlet
- Heavy industrial Triplex Plunger Pump with AI Connecting Rods
- Compare to General Pumps: TS Series
AR Pumps: RK Series



PART NO.	MODEL NO.	GPM	PSI	RPM	SHAFT	WT (LBS.)	LIST PRICE
8.703-387.0	TTV-3555	5.5	3500	1450	24 mm	18.9	\$1,635.82
8.703-388.0	TTV-3563	6.3	3500	1450	24 mm	20	\$1,708.15

Note: Can be run at 1750 RPM. Please note the pump ships without rails

LEGACY PUMP - WJG SERIES



- Direct Drive
- Rated up to 149°F
- SAE Flange
- 3/8" Inlet x 3/8" Outlet
- Triplex Plunger Pump with Bronze Connecting Rods
- Compare to General Pumps: TS Series
AR Pumps: XTV Series



PART NO.	MODEL NO.	GPM	PSI	RPM	SHAFT	WT (LBS.)	LIST PRICE
8.703-342.0	WJG-2525	2.5	2500	3450	3/4" Hollow	13.2	\$764.49

LEGACY PUMP - WJH-F & WJH SERIES



WJH-F Series

- Direct Drive
- Rated up to 149°F
- NEMA Flange
- 3/8" Inlet x 3/8" Outlet
- Triplex Plunger Pump with Bronze Connecting Rods
- Compare to General Pumps: TS Series
AR Pumps: XTV Series

WJH Series

- Direct Drive
- Rated up to 149°F
- NEMA Flange
- 3/8" Inlet x 3/8" Outlet
- Triplex Plunger Pump with Al Connecting Rods
- Compare to General Pumps: T and TT Series
AR Pumps: XTA Series



PART NO.	MODEL NO.	GPM	PSI	RPM	SHAFT	WT (LBS.)	LIST PRICE
WJH-F SERIES							
8.703-346.0	WJH-2525-F	2.5	2500	3450	5/8" Hollow	13.2	\$764.49
WJH SERIES							
8.703-348.0	WJH-2121	2.1	2100	1725	5/8" Hollow	13.2	\$930.30
8.703-349.0	WJH-2132	3.2	2100	1725	5/8" Hollow	13.2	\$785.64

LEGACY PUMP - WMG SERIES



- Direct Drive
- Rated up to 149°F
- SAE Flange
- 1/2" Inlet x 3/8" Outlet
- Triplex Plunger Pump with Bronze Connecting Rods
- Compare to General Pumps: TS Series
AR Pumps: XMV Series



PART NO.	MODEL NO.	GPM	PSI	RPM	SHAFT	WT (LBS.)	LIST PRICE
8.703-351.0	WMG-2530	3.0	2500	3450	3/4" Hollow	14.7	\$807.89

LEGACY PUMP - WMG 1 SERIES



- Direct Drive
- Rated up to 149°F
- SAE Flange
- 1/2" Inlet x 3/8" Outlet
- Premium Triplex Plunger Pump with Bronze Connecting Rods
- Compare to General Pumps: TX Series
AR Pumps: XMV Series



PART NO.	MODEL NO.	GPM	PSI	RPM	SHAFT	WT (LBS.)	LIST PRICE
8.703-356.0	WMG-3540	4.0	3500	3450	1" Hollow	14.7	\$982.60



LEGACY PUMP - TMH SERIES



- Direct Drive
- NEMA Flange
- 1/2" Inlet x 3/8" Outlet

- Rated up to 149°
- Industrial Triplex Plunger Pump with AI Connecting Rods

- Compare to General Pumps: EZ Series
AR Pumps: RKA Series



PART NO.	MODEL NO.	GPM	PSI	RPM	SHAFT	WT (LBS.)	LIST PRICE
8.703-375.0	S TMH-3035	3.5	3000	1725	1-1/8" Hollow	18.9	\$ 1,066.06
8.703-376.0	S TMH-3040	4.0	3000	1725	1-1/8" Hollow	18.9	\$ 1,059.39
8.703-377.0	TMH-3050	5.0	3000	1725	1-1/8" Hollow	18.9	\$ 1,352.05
8.703-378.0	TMH-3055	5.5	3000	1725	1-1/8" Hollow	18.9	\$ 1,407.69

LEGACY PUMP



PART NO.	GPM	PSI	RPM	SHAFT	DESCRIPTION	LIST PRICE
HORIZONTAL PUMP						
8.930-514.0*	S 2.6	3000	3400	3/4"		\$258.17
VERTICAL PUMP						
8.925-069.0	S 2.6	3000	3400	7/8"	With Garden Hose Fitting Inlet	\$211.42

*Note: Can be used to replace Comet pumps listed on page 116.

PUMP RAILS - LEGACY & LEGACY HD



PART NO.	DESCRIPTION	LIST PRICE
8.717-577.0	Rails for Models: FGP, FOG, GF, GB, GBP, GM, GP, GPP, GS, GT, GX, HFR, HY, NLT, & NMT	\$44.51
9.802-744.0	Mounting Bolts for Models: FGP, FOG, GF, GB, GBP, GM, GP, GPP, GS, GT, GX, HFR, HHP, HY, NLT, & NMT	\$1.39

LEGACY PROSUMER READY TO USE PUMP



- Direct Drive
- Rated up to 140°F
- 3/4" Inlet x 3/8" Outlet

PART NO.	MODEL NO.	GPM	PSI	RPM	SHAFT	WT (LBS.)	LIST PRICE
8.754-327.0	S WWZ-1508A	3.2	3600	3450	1" Hollow	17.6	\$448.46

LEGACY PUMP REPAIR TOOL KIT



9.802-954.0 pump repair tool kit shown.

PART NO.	DESCRIPTION	LIST PRICE
9.802-954.0	S Legacy Pump Repair Tool Kit (For all models except GB, GP, GP1, GF)	\$452.91
8.756-590.0	Legacy Pump Repair Tool Kit for Normal Maintenance (For models: GB, GP, GP1 and HY)	\$435.10
8.756-717.0	Legacy Pump Repair Tool Kit for Oil Seal Maintenance (For models: GB, GP, GP1 and HY)	\$140.21
8.758-163.0	Legacy Packing & Pulling Pump Repair Tool Kit (For models: GT.2 & GX.2)	\$667.68

PART NO.	DESCRIPTION	LIST PRICE
9.802-564.0	Guide, Oil Seal Inserter, Plunger Rod GT-GX-GH	\$13.24
9.802-581.0	Piston, Oil Seal Inserter, Plunger Rod GT-GX-GH	\$16.03
9.802-580.0	Piston, Oil Seal Inserter, Plunger Rod GM-GD-GG-GE-GS	\$13.57
9.802-563.0	Guide, Oil Seal Inserter, Plunger Rod GM-GD-GG-GE-GS	\$10.30
9.802-566.0	Guide, Oil Seal Insert, Crankshaft GM-GD-GG-GE-GS	\$14.25
9.802-568.0	Piston Seal Extractor	\$66.22
9.802-579.0	Piston, Seal Inserter, Manifold GM-GS	\$15.80

PART NO.	DESCRIPTION	LIST PRICE
9.802-573.0	Guide, Seal Inserter, Manifold GM-GS	\$27.93
9.802-578.0	Piston, Seal Inserter, Manifold GT	\$14.68
9.802-572.0	Guide, Seal Inserter, Manifold GT	\$27.93
8.751-396.0	Guide, Seal Inserter, Manifold GD-GE-GG	\$26.82
8.751-397.0	Piston, Seal Inserter, ManifoldGD-GE-GG-GH-GX	\$57.87
8.751-405.0	Guide, Seal Inserter, Manifold GH-GX	\$60.65
8.751-403.0	Screwdriver Flathead	\$21.81
9.802-574.0	Box, Plastic Tool Box	\$47.30


LEGACY PUMP REPAIR KITS



PART NO.	KIT NO.	DESCRIPTION	NO. OF PIECES	QTY NEEDED PER PUMP	LIST PRICE
8.703-458.0	Kit 10	WJH Packing / Header / Brass Assy, 18 mm	21	1	\$ 213.66
8.703-459.0	Kit 12	WM - H&L Packing Kit WJH Packing / Header only, 18 mm	15	1	\$ 124.63
8.703-462.0	Kit 40	KKV Check Valves / O-ring Kit	12	1	\$ 185.84
8.932-979.0	Kit 42	APR.S Unloader Valve Seal Kit	3	1	\$ 37.84
8.900-701.0	Kit 60	V-Packing, 15 mm Legacy Pump WJH, WJH - F&G Packing / Header only, 15 mm	12	1	\$ 96.26
8.900-702.0	Kit 61	Complete Plunger Set 15 mm 18 PX WJH - F&G Packing / Header / Brass, 15 mm	18	1	\$ 191.40
8.703-464.0	Kit 63	WMH&L Check Valve / O-ring Kit	12	1	\$ 85.13
8.703-465.0	Kit 64	HG / WJ / WM Plunger Oil Seal Kit	3	1	\$ 35.06
8.703-466.0	Kit 65	TM Plunger Oil Seal Kit	3	1	\$ 40.96
8.703-467.0	Kit 66	HG / WJ Valve Cap / O-ring, M18 x 1.5 Kit	12	1	\$ 92.92
8.703-468.0	Kit 67	WM / TM / TTV Valve Cap / O-ring, M27 x 1.5	12	1	\$ 163.58
8.703-469.0	Kit 68	WM - F&G Packing / Brass Assy Kit, 15 mm	21	1	\$ 199.19
8.703-470.0	Kit 69	TM - F&G Packing / Brass Assy, 15 mm	21	1	\$ 208.09
8.703-471.0	Kit 70	WM - H&L Packing / Brass Assy Kit, 18 mm	21	1	\$ 199.19
8.703-472.0	Kit 71	TM - H&L Packing / Brass Assy Kit, 18 mm	24	1	\$ 314.92
8.703-474.0	Kit 73	WM - F&G Packing only Kit, 15 mm	15	1	\$ 96.26
8.703-475.0	Kit 74	TM - F&G Packing only Kit, 15 mm	15	1	\$ 95.15
8.703-476.0	Kit 76	TM - H&L Packing only Kit, 18 mm	18	1	\$ 168.03
8.703-479.0	Kit 79	WM-G 1" Accessory Seals Kit	8	1	\$ 80.68
8.703-483.0	Kit 84	HG / WJ Check Valve / O-ring	12	1	\$ 85.13
8.703-485.0	Kit 86	TTV-KTV Packing / Brass Assy Kit, 20 mm	24	1	\$ 412.85
8.703-488.0	Kit 89	TTV-KTV Packing only Kit, 20 mm	18	1	\$ 208.09
8.703-492.0	Kit 93	HDL Check Valve / O-ring	12	1	\$ 119.07
8.703-493.0	Kit 94	HDL Valve Containment Kit L94	24	1	\$ 260.40
8.900-703.0	Kit 95	HDL Packing only Kit L90, 18 mm	18	1	\$ 179.16
8.703-494.0	Kit 96	HDL Packing / Brass Assy Kit, 18 mm	24	1	\$ 306.02
8.703-498.0	Kit 123	TM-TTV-KTV Check Valve / O-ring Kit	12	1	\$ 100.71
8.703-499.0	Kit 124	WM - F&G Check Valve / O-ring Kit	12	1	\$ 96.81
8.703-501.0	Kit 127	TTV Accessory Oil Seal Kit	10	1	\$ 116.84

ADMIRAL PUMP REPAIR KITS

For the following Admiral pumps: WE Series, XD Series, XLS Series, CA Series, WG Series, XLE Series, XLG Series, C Series, IB Series.

PART NO.	KIT NO.	DESCRIPTION	QTY NEEDED PER PUMP	LIST PRICE
8.900-631.0	Kit AP1	Check Valves <i>(for WE, WG, WEL, XL Series, XD Small Brass Head)</i>	1	\$ 90.14
8.900-633.0	Kit AP4	Oil Seals 15 mm Plunger Rod <i>(for WE, WG and WEL Series)</i>	1	\$ 29.93
8.900-634.0	Kit AP5	Oil Seals 18 mm Plunger Rod <i>(for XL Series)</i>	1	\$ 32.83
8.900-636.0	Kit AP7	Male Adapter Rings, 18 mm <i>(for WEL, XLE and XLS Series)</i>	1	\$ 19.48
8.900-637.0	Kit AP8	V-Packing Seals, 18 mm <i>(for WE and WG Series)</i>	1	\$ 36.17
8.900-643.0	Kit AP14	Brass Packing Gland, Two Piece, 18 mm <i>(For XLE and XLS Series)</i>	1	\$ 105.72
8.900-644.0	Kit AP15	V-Packing Seals, Two Piece, 18 mm <i>(for XLE and XLS Series)</i>	1	\$ 122.41
8.900-645.0	Kit AP16	Super U-Packing Seals, 18 mm <i>(for XLG Series only)</i>	1	\$ 151.34
8.900-646.0	Kit AP17	Complete Plunger Seal, Two Piece, 18 mm <i>(for XLE and XLS Series)</i>	3	\$ 81.23
8.900-647.0	Kit AP18	Complete Plunger Seal, Super-U, 18 mm <i>(for XLG Series only)</i>	3	\$ 106.83
8.900-648.0	Kit AP19	Brass Packing Gland, Super-U, 18 mm <i>(for XLG Series only)</i>	1	\$ 110.73
8.900-653.0	Kit AP24	V-Packing Seals, 15 mm, Two Piece <i>(for WE-T and WG-T Series)</i>	1	\$ 74.01
8.900-654.0	Kit AP25	V-Packing Seals, 18 mm, Two Piece <i>(for WE-T Series only)</i>	1	\$ 82.91
8.900-666.0	Kit AP38	"Super U" Packing <i>(for XD 20 mm)</i>	1	\$ 195.85
8.900-676.0	 Kit AP52	Check Valve Assemblies <i>(for IB-1000 Series and CA Series)</i>	1	\$ 428.43
8.900-680.0	Kit AP57	Male Adapter Rings, 45 mm <i>(for IB-1000 Series C and CA Series)</i>	1	\$ 39.95
8.900-682.0	Kit AP59	V-Packing Seals, 45 mm <i>(for IB-1000 Series C and CA Series)</i>	1	\$ 358.32
8.900-683.0	Kit AP61	Glands (45 mm), Brass Packing <i>(for IB-1019, 1032, 1037, C and CA Series)</i>	1	\$ 428.43
8.900-637.0	Kit AP8	Plunger PKG Seals (15)	1	\$ 36.17

LEGACY HD PUMP REPAIR KIT SELECTION CHART

FOR 

Use the selection chart below and on the following 2 pages to find the correct and quantity repair kits needed for a specific Legacy HD Pump Model.

PUMP MODEL	SEAL KIT (QTY / PUMP)	COMPLETE SEAL KIT (QTY / PUMP) INCLUDES BRASS	CERAMIC PLUNGER KIT (QTY / PUMP)	VALVE KIT (QTY / PUMP)	PLUNGER OIL SEAL KIT (QTY / PUMP)
FOG0614R	N/A	8.754-575.0 (3)	8.754-576.0 (3)	8.754-577.0 (6)	8.754-578.0 (1)
FOG1214R	N/A	8.754-575.0 (3)	8.754-576.0 (3)	8.754-577.0 (6)	8.754-578.0 (1)
FOG1914R	N/A	8.754-575.0 (3)	8.754-576.0 (3)	8.754-577.0 (6)	8.754-578.0 (1)
FOG2514R	N/A	8.754-575.0 (3)	8.754-576.0 (3)	8.754-577.0 (6)	8.754-578.0 (1)
GB3030L	8.754-856.0 (1)	8.758-081.0 (1)	8.754-858.0 (3)	8.754-859.0 (1)	9.803-937.0 (1)
GB3030R	8.754-856.0 (1)	8.758-081.0 (1)	8.754-858.0 (3)	8.754-859.0 (1)	9.803-937.0 (1)
GB4025L	8.754-856.0 (1)	8.758-081.0 (1)	8.754-858.0 (3)	8.754-859.0 (1)	9.803-937.0 (1)
GB4025R	8.754-856.0 (1)	8.758-081.0 (1)	8.754-858.0 (3)	8.754-859.0 (1)	9.803-937.0 (1)
GBP3030R	8.759-015.0 (1)	8.929-348.0 (1)	8.754-858.0 (3)	\$8.754-859.0(1)	\$9.803-937.0(1)
GBP3030L	8.759-015.0 (1)	8.929-348.0 (1)	8.754-858.0 (3)	\$8.754-859.0(1)	\$9.803-937.0(1)
GBP4025R	8.759-015.0 (1)	8.929-348.0 (1)	8.754-858.0 (3)	\$8.754-859.0(1)	\$9.803-937.0(1)
GD3025					9.803-937.0 (1)
GD3030	8.725-354.0 (1)				9.803-937.0 (1)
GD4020.1					9.803-937.0 (1)
GE2020F.1	8.725-354.0 (1)				9.803-937.0 (1)
GE2020S.1					9.803-937.0 (1)
GE2825F.1	8.725-354.0 (1)				9.803-937.0 (1)
GE2825S.1					9.803-937.0 (1)
GE3525F.1	8.725-354.0 (1)				9.803-937.0 (1)
GF2030F	8.754-860.0 (1)		8.754-862.0 (3)	8.754-859.0 (1)	9.803-937.0 (1)
GF2030S	8.754-856.0 (1)		8.754-858.0 (3)	8.754-859.0 (1)	9.803-937.0 (1)
GF2830F	8.754-860.0 (1)	8.758-083.0 (1)	8.754-862.0 (3)	8.754-859.0 (1)	9.803-937.0 (1)
GF2830S	8.754-856.0 (1)	8.758-081.0 (1)	8.754-858.0 (3)	8.754-859.0 (1)	9.803-937.0 (1)
GF3530F	8.754-860.0 (1)	8.758-0830 (1)	8.754-862.0 (3)	8.754-859.0 (1)	9.803-937.0 (1)
GFP2030S	8.759-015.0 (1)	8.929-348.0 (1)	8.754-858.0 (3)	8.754-859.0 (1)	9.803-937.0 (1)
GFP2830S	8.759-015.0 (1)	8.929-348.0 (1)	8.754-858.0 (3)	8.754-859.0 (1)	9.803-937.0 (1)
GFP3530F	8.759-031.0 (1)	8.758-218.0 (1)	8.754-862.0 (3)	8.754-859.0 (1)	9.803-937.0 (1)
GG2530G.1	8.725-354.0 (1)	8.758-081.0 (1)			9.803-937.0 (1)
GG3030G.1	8.725-354.0 (1)	8.758-083.0 (1)			9.803-937.0 (1)
GG3035G1.1	8.725-354.0 (1)				9.803-937.0 (1)
GG4030G1.1	8.725-354.0 (1)			9.802-604.0 (1)	9.802-606.0 (1)
GH5050				9.802-603.0 (1)	9.802-609.0 (1)
GM3540.2	8.725-358.0 (1)	8.758-087.0 (1)	8.933-023.0 (3)	9.802-603.0 (1)	9.802-609.0 (1)
GM3540.3	8.725-358.0 (1)	8.758-087.0 (1)	8.933-023.0 (3)	9.802-603.0 (1)	9.802-609.0 (1)
GM4030.2	8.725-362.0 (1)	8.758-086.0 (1)	9.802-620.0 (3)	9.802-603.0 (1)	9.802-609.0 (1)
GM4030.3	8.725-362.0 (1)	8.758-086.0 (1)	8.751-238.0 (3)	9.802-603.0 (1)	9.802-609.0 (1)
GM4035.2	8.725-360.0 (1)	8.758-085.0 (1)		9.802-603.0 (1)	9.802-609.0 (1)
GM4035.3	8.725-360.0 (1)	8.758-085.0 (1)	8.751-237.0 (3)	9.802-603.0 (1)	9.802-609.0 (1)
GM5030.2	8.725-362.0 (1)	8.758-086.0 (1)	9.802-620.0 (3)	9.802-603.0 (1)	9.802-609.0 (1)
GM6035.2	8.725-360.0 (1)	8.758-085.0 (1)		9.802-603.0 (1)	9.802-609.0 (1)
GM6035.3	8.725-360.0 (1)	8.758-085.0 (1)	8.751-237.0 (3)	9.802-603.0 (1)	9.802-609.0 (1)
GP2535G	8.754-860.0 (1)	8.758-083.0 (1)	8.754-862.0 (3)	8.754-859.0 (1)	9.803-937.0 (1)
GP3035G	8.754-860.0 (1)	8.758-083.0 (1)	8.754-862.0 (3)	8.754-859.0 (1)	9.803-937.0 (1)

LEGACY HD PUMP REPAIR KIT SELECTION CHART (CONTINUED)



Use the selection chart below and on the preceding and following page to find the correct and quantity repair kits needed for a specific Legacy HD Pump Model.

PUMP MODEL	SEAL KIT (QTY / PUMP)	COMPLETE SEAL KIT (QTY / PUMP) INCLUDES BRASS	CERAMIC PLUNGER KIT (QTY / PUMP)	VALVE KIT (QTY / PUMP)	PLUNGER OIL SEAL KIT (QTY / PUMP)
GP3035G1	8.754-860.0 (1)	8.758-083.0 (1)	8.754-862.0 (3)	8.754-859.0 (1)	9.803-937.0 (1)
GP3535G1	8.754-860.0 (1)	8.758-083.0 (1)	8.754-862.0 (3)	8.754-859.0 (1)	9.803-937.0 (1)
GP4035G1	8.754-860.0 (1)	8.758-083.0 (1)	8.754-862.0 (3)	8.754-859.0 (1)	9.803-937.0 (1)
GPP2535G	8.759-031.0 (1)	8.758-218.0 (1)	8.754-862.0 (3)	8.754-859.0 (1)	9.803-937.0 (1)
GPP3035G	8.759-031.0 (1)	8.758-218.0 (1)	8.754-862.0 (3)	8.754-859.0 (1)	9.803-937.0 (1)
GPP3035G1	8.759-031.0 (1)	8.758-218.0 (1)	8.754-862.0 (3)	8.754-859.0 (1)	9.803-937.0 (1)
GS3040G.2	8.725-358.0 (1)	8.758-087.0 (1)	8.933-023.0 (3)	9.802-603.0 (1)	9.802-609.0 (1)
GS3040G.3	8.725-358.0 (1)	8.758-087.0 (1)	8.933-023.0 (3)	9.802-603.0 (1)	9.802-609.0 (1)
GS3540G.2	8.725-358.0 (1)	8.758-087.0 (1)	8.933-023.0 (3)	9.802-603.0 (1)	9.802-609.0 (1)
GS3540G.3	8.725-358.0 (1)	8.758-087.0 (1)	8.933-023.0 (3)	9.802-603.0 (1)	9.802-609.0 (1)
GS4040G.2	8.725-358.0 (1)	8.758-087.0 (1)	8.933-023.0 (3)	9.802-603.0 (1)	9.802-609.0 (1)
GS4040G.3	8.725-358.0 (1)	8.758-087.0 (1)	8.933-023.0 (3)	9.802-603.0 (1)	9.802-609.0 (1)
GS5030G.2	8.725-358.0 (1)	8.758-087.0 (1)	8.933-023.0 (3)	9.802-603.0 (1)	9.802-609.0 (1)
GS5030G.3	8.725-358.0 (1)	8.758-087.0 (1)	8.933-023.0 (3)	9.802-603.0 (1)	9.802-609.0 (1)
GT4540.2L	8.753-821.0 (1)	8.758-061.0 (1)	8.753-823.0 (3)	8.753-824.0 (1)	9.802-606.0 (1)
GT4540.2R	8.753-821.0 (1)	8.758-061.0 (1)	8.753-823.0 (3)	8.753-824.0 (1)	9.802-606.0 (1)
GT5635.1	8.916-488.0 (1)	8.916-322.0 (3)		9.802-603.0 (1)	9.802-606.0 (1)
GT5636.2L	8.753-821.0 (1)	8.758-061.0 (1)	8.753-823.0 (3)	8.753-824.0 (1)	9.802-606.0 (1)
GT5636.2R	8.753-821.0 (1)	8.758-061.0 (1)	8.753-823.0 (3)	8.753-824.0 (1)	9.802-606.0 (1)
GT6036.2L	8.753-821.0 (1)	8.758-061.0 (1)	8.753-823.0 (3)	8.753-824.0 (1)	9.802-606.0 (1)
GT6036.2R	8.753-821.0 (1)	8.758-061.0 (1)	8.753-823.0 (3)	8.753-824.0 (1)	9.802-606.0 (1)
GX1025.1	8.725-364.0 (1)	8.725-365.0 (3)	9.802-614.0 (3)		9.802-606.0 (1)
GX1036.2L	8.916-487.0(1)	8.757-937.0 (1)	8.752-839.0 (3)	8.753-349.0 (1)	9.802-606.0 (1)
GX1036.2R	8.916-487.0 (1)	8.757-937.0 (1)	8.752-839.0 (3)	8.753-349.0 (1)	9.802-606.0 (1)
GX1225.1	8.725-364.0 (1)	8.725-365.0 (3)	9.802-614.0 (3)		9.802-606.0 (1)
GX1622.2L	8.752-845.0 (1)	8.757-938.0 (1)	8.752-840.0 (3)	8.717-589.0 (1)	9.802-606.0 (1)
GX1622.2R	8.752-845.0 (1)	8.757-938.0 (1)	8.752-840.0 (3)	8.717-589.0 (1)	9.802-606.0 (1)
GX5450L	8.753-512.0 (1)	8.757-939.0 (1)	8.753-514.0 (3)	8.753-515.0 (1)	9.802-606.0 (1)
GX5450R	8.753-512.0 (1)	8.757-939.0 (1)	8.753-514.0 (3)	8.753-515.0 (1)	9.802-606.0 (1)
GX8030.1	8.725-364.0 (1)	8.725-365.0 (3)	9.802-614.0 (3)		9.802-606.0 (1)
GX8043R.2	8.916-488.0 (1)	8.757-936.0 (1)	8.752-838.0 (3)	8.753-349.0 (1)	9.802-606.0 (1)
GX9536.2L	8.916-487.0 (1)	8.757-937.0 (1)	8.752-839.0 (3)	8.753-349.0 (1)	9.802-606.0 (1)
GX9536.2R	8.916-487.0 (1)	8.757-937.0 (1)	8.752-839.0 (3)	8.753-349.0 (1)	9.802-606.0 (1)
HFR105SL	8.754-245.0 (1)		8.754-242.0 (3)		8.754-235.0 (1)
HFR105SR	8.754-245.0 (1)		8.754-242.0 (3)		8.754-235.0 (1)
HFR120SL	8.754-245.0 (1)		8.754-242.0 (3)		8.754-235.0 (1)
HFR40FL	8.754-231.0 (1)		8.754-233.0 (3)		8.754-235.0 (1)
HFR40FR	8.754-231.0 (1)		8.754-233.0 (3)		8.754-235.0 (1)
HFR40SL	8.754-231.0 (1)		8.754-233.0 (3)		8.754-235.0 (1)
HFR40SR	8.754-231.0 (1)		8.754-233.0 (3)		8.754-235.0 (1)
HFR60FL	8.754-231.0 (1)		8.754-233.0 (3)		8.754-235.0 (1)
HFR60FR	8.754-231.0 (1)		8.754-233.0 (3)		8.754-235.0 (1)
HFR60SL	8.754-231.0 (1)		8.754-233.0 (3)		8.754-235.0 (1)

LEGACY HD PUMP REPAIR KIT SELECTION CHART (CONTINUED)







FOR 




Use the selection chart below and on the preceding 2 pages to find the correct and quantity repair kits needed for a specific Legacy HD Pump Model.

PUMP MODEL	SEAL KIT (QTY / PUMP)	COMPLETE SEAL KIT (QTY / PUMP) INCLUDES BRASS	CERAMIC PLUNGER KIT (QTY / PUMP)	VALVE KIT (QTY / PUMP)	PLUNGER OIL SEAL KIT (QTY / PUMP)
HFR60SR	8.754-231.0 (1)		8.754-233.0 (3)		8.754-235.0 (1)
HFR80FL	8.754-231.0 (1)		8.754-233.0 (3)		8.754-235.0 (1)
HFR80FR	8.754-231.0 (1)		8.754-233.0 (3)		8.754-235.0 (1)
HFR80SL	8.754-245.0 (1)		8.754-242.0 (3)		8.754-235.0 (1)
HFR80SR	8.754-245.0 (1)		8.754-242.0 (3)		8.754-235.0 (1)
HHP25SL	8.754-236.0 (1)		8.754-246.0 (1)		8.754-235.0 (1)
HHP25SR	8.754-236.0 (1)		8.754-246.0 (1)		8.754-235.0 (1)
HHP2750R	8.754-236.0 (1)	8.754-240.0 (3)	8.754-246.0 (1)		8.754-235.0 (1)
HHP30SL	8.754-236.0 (1)		8.754-246.0 (1)		8.754-235.0 (1)
HHP30SR	8.754-236.0 (1)		8.754-246.0 (1)		8.754-235.0 (1)
HHP3650L	8.754-236.0 (1)	8.754-240.0 (3)	8.754-246.0 (1)		8.754-235.0 (1)
HHP3650R	8.754-236.0 (1)	8.754-240.0 (3)	8.754-246.0 (1)		8.754-235.0 (1)
HHP38FL	8.754-236.0 (1)		8.754-246.0 (1)	8.755-233.0 (1)	8.754-235.0 (1)
HHP38FR	8.754-236.0 (1)		8.754-246.0 (1)	8.755-233.0 (1)	8.754-235.0 (1)
HHP4150L	8.754-236.0 (1)	8.754-240.0 (3)	8.754-246.0 (1)		8.754-235.0 (1)
HHP4150R	8.754-236.0 (1)	8.754-240.0 (3)	8.754-246.0 (1)		8.754-235.0 (1)
HHP5040L	8.754-236.0 (1)	8.754-240.0 (3)	8.754-246.0 (1)		8.754-235.0 (1)
HHP5040R	8.754-236.0 (1)	8.754-240.0 (3)	8.754-246.0 (1)		8.754-235.0 (1)
HHP5750L	8.754-236.0 (1)	8.754-240.0 (3)	8.754-246.0 (1)		8.754-235.0 (1)
HY1515	8.754-980.0 (1)		8.754-983.0 (1)	8.754-577.0 (1)	9.803-937.0 (1)
HY1520	8.754-980.0 (1)		8.754-983.0 (1)	8.754-577.0 (1)	9.803-937.0 (1)
NMT1520CWR	8.754-252.0 (1)		8.751-238.0 (1)	\$9.802-603.0(1)	
NMT1520SCWR	8.754-252.0 (1)		8.751-238.0 (1)	\$9.802-603.0(1)	
NMT2120CWR	8.754-252.0 (1)		8.751-238.0 (1)	\$9.802-603.0(1)	
NMT2120ESR		8.754-229.0 (3)			
NLT2525S	8.916-488.0 (1)	8.755-740.0 (3)	8.752-838.0 (3)	8.753-824.0 (1)	\$9.802-606.0(1)

LEGACY HD PUMP REPAIR - SEAL KITS

FOR 

PART NO.	QTY NEEDED PER PUMP	LIST PRICE
8.725-356.0	1	\$162.47
8.725-358.0	 1	\$120.18
8.725-360.0	 1	\$140.21
8.725-362.0	 1	\$109.05
8.725-364.0	 1	\$190.29
8.916-487.0	 1	\$145.78
8.752-845.0	1	\$144.66
8.753-512.0	1	\$81.23
8.753-821.0	 1	\$110.73
8.754-231.0	1	\$204.76
8.754-236.0	1	\$199.19
8.754-239.0	1	\$92.36

PART NO.	QTY NEEDED PER PUMP	LIST PRICE
8.754-245.0	1	\$302.68
8.754-252.0	1	\$107.39
8.754-856.0	 1	\$125.75
8.754-860.0	 1	\$122.41
8.759-015.0	1	\$125.75
8.759-031.0	1	\$125.75
8.916-488.0	 1	\$136.87

LEGACY HD PUMP REPAIR - COMPLETE KITS

FOR **Legacy^{HD}**

PART NO.	QTY NEEDED PER PUMP	LIST PRICE
8.725-355.0		\$63.43
8.725-365.0	S 3	\$96.81
8.758-061.0	S 1	\$225.90
8.754-229.0	3	\$94.04
8.754-240.0	3	\$100.15
8.754-575.0	3	\$40.51
8.755-740.0	3	\$116.84
8.757-936.0	S 1	\$166.92
8.757-937.0	S 1	\$153.57
8.757-938.0	1	\$220.33

PART NO.	QTY NEEDED PER PUMP	LIST PRICE
8.757-939.0	1	\$184.72
8.758-061.0	S 1	\$225.90
8.758-081.0	S 1	\$249.27
8.758-083.0	S 1	\$241.48
8.758-085.0	S 1	\$213.66
8.758-086.0	S 1	\$70.25
8.758-087.0	S 1	\$214.77
8.758-218.0	1	\$241.48
8.916-322.0	S 3	\$87.91
8.929-348.0	1	\$249.27

LEGACY HD PUMP REPAIR - CERAMIC PLUNGER KITS

FOR **Legacy^{HD}**

PART NO.	QTY NEEDED PER PUMP	LIST PRICE
8.751-237.0	S 3	\$82.35
8.751-238.0	S 3	\$85.69
8.752-838.0	3	\$41.29
8.752-839.0	S 3	\$46.29
8.752-840.0	3	\$49.18
8.753-514.0	3	\$32.27
8.753-823.0	S 3	\$44.06
8.754-233.0	3	\$122.41
8.754-242.0	3	\$164.69
8.754-246.0	1	\$117.96

PART NO.	QTY NEEDED PER PUMP	LIST PRICE
8.751-238.0	1	\$85.69
8.754-858.0	S 3	\$50.64
8.754-862.0	3	\$46.85
8.933-023.0	S 3	\$51.75
9.802-614.0	S 3	\$110.73
9.802-620.0	3	\$93.48
9.802-629.0	3	\$91.25
9.803-934.0	3	\$60.09

LEGACY HD PUMP REPAIR - VALVE KITS

FOR **Legacy^{HD}**

PART NO.	QTY NEEDED PER PUMP	LIST PRICE
8.717-589.0	1	\$41.84
8.753-349.0	S 1	\$61.77
8.753-515.0	S 1	\$187.20
8.753-824.0	S 1	\$68.44
8.758-229.0	1	\$367.22
8.758-230.0	1	\$213.00

PART NO.	QTY NEEDED PER PUMP	LIST PRICE
8.754-577.0	6	\$23.82
8.754-859.0	S 1	\$104.05
9.802-603.0	S 1	\$91.81
9.802-604.0	S 1	\$105.16



LEGACY HD PUMP REPAIR - PLUNGER OIL SEAL KITS

FOR **Legacy HD**

PART NO.	QTY NEEDED PER PUMP	LIST PRICE
9.802-606.0	1	\$7.12
8.754-235.0	1	\$20.48
8.754-578.0	1	\$9.02

PART NO.	QTY NEEDED PER PUMP	LIST PRICE
9.802-606.0	1	\$7.12
9.802-609.0	1	\$26.16
9.803-937.0	1	\$11.79

INTERPUMP / GENERAL PUMP - SOLID-SHAFT PUMPS



8.702-629.0



8.702-635.0



8.702-703.0



8.702-704.0

PART NO.	MODEL NO.	INTERPUMP MODEL NO.	GP MODEL NO.	GPM	PSI	RPM	SHAFT DIA	LIST PRICE
8.753-482.0			TSS1021	5.6	1700	1450	24 mm	\$1,324.23
9.120-138.0			TSS1021L	4.5	3500	1125	24 mm	\$1,567.00
8.753-483.0			TSS1511	4.0	3500	1450	24 mm	\$1,135.06
8.702-629.0	102048	WS92	TS921	5.9	1800	1450	24 mm	\$1,157.31
8.702-622.0	102042	WS82	TS821	5.6	1500	1450	24 mm	\$1,229.64
8.702-635.0	102056	W131	T1011	4.5	2000	1125	24 mm	\$1,268.59
8.702-643.0	102072	W132	T1321	5.5	2100	1150	24 mm	\$1,329.80
8.702-650.0	102084	WS151		4.0	3500	1450	24 mm	\$1,218.52
8.702-654.0	102088	W162	T1621	5.0	2500	1050	24 mm	\$1,552.36
8.702-667.0	102110	WS201	TS2011	4.0	3000	1450	24 mm	\$1,413.26
8.702-670.0	102115G	WS202	TS2021	4.5	3500	1125	24 mm	\$1,251.90
8.702-703.0	102176	W997	T9971	4.0	2000	1750	24 mm	\$1,268.59
8.702-704.0	EP1812S	T991- W99	T9971	4.0	2500	1750		\$973.70
8.702-687.0	102140	W913	T9131	4.0	1900	1750	24 mm	\$1,274.16
8.702-690.0	102150	W921	T9211	4.0	2900	1750	24 mm	\$1,635.82
8.702-693.0	102152	W928	T9281	4.0	4000	1750	24 mm	\$2,114.32
8.702-695.0	102154	T5050	T5050	5.0	5000	1845	24 mm	\$3,165.92
8.702-661.0	102097	-	TT9111	3.0	1500	1750	24 mm	\$777.85
8.702-630.0	102049	WW93	TT931	2.9	1500	2800	24 mm	\$770.06
8.702-628.0	102047	WW94	TT941	3.43	1300	2800	24 mm	\$727.77
8.702-663.0	102102	WW944	TT9441	4.4	2500	3400	24 mm	\$1,146.18
8.760-538.0	EP1513S17			3.2	3045	1750		\$855.00
9.120-854.0	KT22A			13.7	3650	1750	30 mm Solid Shaft	\$11,000.00

*Duplex Pump

INTERPUMP / GENERAL PUMP - TX SOLID-SHAFT PUMP



PART NO.	MODEL NO.	GPM	PSI	RPM	SHAFT DIA	LIST PRICE
8.756-282.0	EP1510S34	4.2	3045	3400	24 mm	\$1,013.76

INTERPUMP / GENERAL PUMP - SERIES "44" (EZ SERIES) SOLID-SHAFT PUMP



PART NO.	INTERPUMP MODEL NO.	GP MODEL NO.	GPM	PSI	RPM	SHAFT DIA	LIST PRICE
8.702-766.0	W956	EZ2536S	3.6	2500	1750	24 mm	\$936.98
8.702-768.0	W959	EZ2542S	4.2	2500	1750	24 mm	\$1,021.55
8.702-773.0	W186	EZ3040S	4.0	3000	3400	24 mm	\$1,051.60
8.702-782.0	-	EZ4040S34	4.0	4000	3400	24 mm	\$1,224.08

Note: For Direct-Drive Mounting see flanges on page 120

INTERPUMP / GENERAL PUMP - TSF SOLID-SHAFT PUMP



PART NO.	MODEL NO.	GPM	PSI	RPM	SHAFT DIA	LIST PRICE
8.702-740.0	TSF2021	7.0	3600	1450	24 mm	\$1,958.53
8.702-736.0	TSF2221	10.2	3000	1750	24 mm	\$1,902.89
8.702-737.0	TSF2421	12.0	2500	1750	24 mm	\$2,409.21

INTERPUMP / GENERAL PUMP - LARGE FRAME SOLID-SHAFT PUMP



PART NO.	INTERPUMP MODEL NO.	GP MODEL NO.	GPM	PSI	RPM	SHAFT DIA	LIST PRICE
8.702-612.0	W4A	T41A	12.0	900	650	35 mm	\$2,609.52
8.702-640.0	WS104	TS1041	8.0	1600	1450	35 mm	\$2,626.21
8.702-652.0	WS153	TS1531	8.0	2175	1450	35 mm	\$3,293.89

INTERPUMP / GENERAL PUMP - CAR WASH SOLID-SHAFT PUMP



PART NO.	MODEL NO.	GPM	PSI	RPM	SHAFT DIA	SHIP WT	LIST PRICE
8.702-754.0	CW2040	5.0	2500	1250	24 mm	30 lbs.	\$1,669.20
8.702-745.0	CW3040	5.0	3000	1250	24 mm	32 lbs.	\$1,758.22
9.107-630.0	HTCK3623S	21.0	1500	1150	30 mm	80 lbs.	\$10,449.19



INTERPUMP / GENERAL PUMP - HOLLOW-SHAFT



■ Direct Drive



8.702-711.0



8.702-708.0

■ Flanged for direct couple to gasoline or electric motors

PART NO.	INTERPUMP MODEL NO.	GP MODEL NO.	GPM	PSI	RPM	SHAFT DIA	LIST PRICE
COUPLE TO GASOLINE MOTORS							
8.702-711.0	WW906G	TT9061G	2.1	1400	3400	3/4"	\$ 847.95
8.702-682.0		TT1540GBF	4.0	1500	3400	3/4"	\$ 834.60
8.702-673.0		TT2028GBF	2.8	2000	3400	3/4"	\$ 834.60
8.702-674.0		TT2035GBF	3.5	2000	3400	3/4"	\$ 784.52
COUPLE TO ELECTRIC MOTORS							
8.702-708.0	W905E	T9051E	2.1	1400	1750	5/8"	\$ 800.10
8.702-710.0	WW906E	TT9061E	2.1	1400	3400	5/8"	\$ 764.49
8.702-713.0	WW907E	TT9071E	2.8	1500	3400	5/8"	\$ 764.49
8.702-677.0	-	TT9111EBF	3.0	1500	1750	5/8"	\$ 793.43
8.702-679.0	-	TT2021EBF	2.1	2000	3400	5/8"	\$ 835.71
8.702-680.0	-	TT2028EBF	2.8	2000	3400	5/8"	\$ 793.43
8.702-681.0	-	TT2035EBF	3.5	2000	3400	3/4"	\$ 784.52

INTERPUMP / GENERAL PUMP - EZ SERIES HOLLOW-SHAFT



■ Direct Drive



■ Flanged for direct couple to gasoline or electric motors

PART NO.	INTERPUMP MODEL NO.	GP MODEL NO.	GPM	PSI	RPM	SHAFT DIA	LIST PRICE
COUPLE TO GASOLINE MOTORS							
8.702-764.0	WW961EZG	EZ3040G	4.0	2500	3400	1"	\$ 963.68
8.702-776.0	-	EZ4030G34	3.0	4000	3400	1"	\$ 1,608.00
8.702-778.0	-	EZ4035G34	3.5	4000	3400	1"	\$ 961.46
8.702-779.0	-	EZ4040G34	4.0	4000	3400	1"	\$ 867.98
9.119-197.0		EP1313G8	4.0	4000	3400	1"	\$ 912.50
COUPLE TO ELECTRIC MOTORS							
8.702-758.0	W956EZE	EZ2536E	3.6	2500	1750	1-1/8"	\$ 843.50
8.702-759.0	W959EZE	EZ2542E	4.2	2500	1750	1-1/8"	\$ 1,051.60
8.702-761.0	W950EZE	EZ2545E	4.6	2500	1750	1-1/8"	\$ 1,066.06
8.702-760.0	W953EZE	EZ2555E	5.5	2500	3400	1-1/8"	\$ 994.84
8.702-780.0	-	EZ4035E	3.5	4000	3400	1-1/8"	\$ 1,658.07

INTERPUMP / GENERAL PUMP - TX SERIES HOLLOW-SHAFT



■ Direct Drive



■ Flanged for direct couple to 184TC electric motor

PART NO.	MODEL NO.	GPM	PSI	RPM	SHAFT DIA	SHIP WT	LIST PRICE
8.702-784.0	EP1810E17	3.2	2000	1750	1-1/8"	30 lbs.	\$ 903.59
8.702-785.0	TX1812E179	3.8	2000	1750	1-1/8"	32 lbs.	\$ 908.04

INTERPUMP / GENERAL PUMP KIT SELECTION CHART

Use the selection chart below to find the correct repair kit for the specific Interpump / General Pump model.



PUMP MODEL	VALVES	OIL SEAL PISTON	PACKINGS	PACKINGS WITH BRASS	CERAMIC	VALVE CAPS	PISTON	BOLTS HEAD RINGS	CRANK OIL SEAL
TX1510S34	Kit 123	Kit 159	Kit 160	Kit 166	52040009	Kit 124	52040009	-	-
TX1810E179	Kit 123	Kit 159	Kit 161	Kit 167	44040109	Kit 124	52040009	-	-
TX1812E179	Kit 123	Kit 159	Kit 161	Kit 167	44040109	Kit 124	52040009	-	-
TSF2021	Kit 169	Kit 2	Kit 170	Kit 171	66040009	66130041	66040109	-	Kit 3
TSF2221	Kit 169	Kit 2	Kit 172	Kit 173	66040109	66130041	66040109	-	Kit 3
TSF2421	Kit 169	Kit 2	Kit 181	Kit 182	66040409	66130041	66040409	-	Kit 3
T9721	Kit 1	Kit 23	Kit 19	Kit 27	50040409	Kit 4	Kit 6	Kit 21	104641
T9731	Kit 1	Kit 23	Kit 19	Kit 27	50040409	Kit 4	Kit 6	Kit 21	104637
T731	Kit 1	Kit 23	Kit 19	Kit 27	50040409	Kit 4	Kit 6	Kit 21	104641
T991	Kit 1	Kit 23	Kit 19	Kit 27	50040409	Kit 4	Kit 6	Kit 21	104641
T9951	Kit 1	Kit 23	Kit 19	Kit 27	50040409	Kit 4	Kit 6	Kit 21	104641
T9971	Kit 1	Kit 23	Kit 19	Kit 27	50040409	Kit 4	Kit 6	Kit 21	104641
T921	Kit 1	Kit 2	Kit 148	Kit 29	47040509	Kit 4	Kit 6	Kit 11	Kit 3
T1011	Kit 1	Kit 2	Kit 69	Kit 28	47040409	Kit 4	Kit 6	Kit 7	Kit 3
T1321	Kit 1	Kit 2	Kit 148	Kit 29	47040509	Kit 4	Kit 6	Kit 11	Kit 3
T9211	Kit 1	Kit 2	Kit 69	Kit 28	47040409	Kit 4	Kit 6	Kit 7	Kit 3
T9281	Kit 1	Kit 2	Kit 109	Kit 112	47040856	Kit 106	Kit 107	Kit 108	Kit 3
T4251	Kit 122	Kit 44	Kit 77	Kit 78	61040056	Kit 122	-	Kit 7	Kit 32
T5050	Kit 150	Kit 2	Kit 109	Kit 151	47040856	Kit 150	47040856	Kit 108	Kit 3
TS1021	Kit 1	Kit 2	Kit 69	Kit 28	47040409	Kit 4	Kit 6	Kit 7	Kit 3
TS1011	Kit 1	Kit 2	Kit 69	Kit 28	47040856	Kit 4	Kit 6	Kit 7	Kit 3
TS1041	Kit 62	Kit 37	Kit 69	Kit 82	47040409	98231200	Kit 54	Kit 7	Kit 32
TS1321	Kit 1	Kit 2	Kit 148	Kit 29	47040509	Kit 4	Kit 6	Kit 11	Kit 3
TS1511	Kit 1	Kit 2	Kit 69	Kit 28	47040409	Kit 4	Kit 6	Kit 7	Kit 3
TS1531	Kit 62	Kit 37	Kit 69	Kit 82	47040409	98231200	Kit 54	Kit 7	Kit 32
TS2011	Kit 1	Kit 2	Kit 69	Kit 28	47040409	Kit 5	Kit 6	Kit 7	Kit 3
TS2021	Kit 1	Kit 2	Kit 69	Kit 28	47040409	Kit 5	Kit 6	Kit 7	Kit 3
TT9111	Kit 1	Kit 83	Kit 141	Kit 140	51040109	Kit 84	51040109	-	104641
TT941	Kit 1	Kit 83	Kit 97	Kit 96	51040009	Kit 84	51040109	-	104641
TT9441	Kit 1	Kit 23	Kit 88	Kit 92	52040009	Kit 4	Kit 6	-	104641
TT2028	Kit 1	Kit 83	Kit 97	Kit 96	051040009	Kit 84	-	-	104637
TT2035	Kit 1	Kit 83	Kit 97	Kit 96	51040009	Kit 84	-	-	104637
TT9061	Kit 1	Kit 83	Kit 97	Kit 96	51040009	Kit 84	-	-	104637
TT9071	Kit 1	Kit 83	Kit 97	Kit 96	51040009	Kit 84	-	-	104637
EZ2542E	Kit 123	Kit 23	Kit 127	Kit 131	44040109	Kit 124	-	Kit 129	104649
EZ2545E	Kit 123	Kit 23	Kit 88	Kit 130	52040009	Kit 124	-	Kit 90	104649
EZ3035G	Kit 123	Kit 23	Kit 88	Kit 130	52040009	Kit 124	52040009	Kit 90	104649
EZ3040G	Kit 123	Kit 23	Kit 88	Kit 130	52040009	Kit 124	52040009	Kit 90	104649
EZ3040S	Kit 123	Kit 23	Kit 88	Kit 130	52040009	Kit 124	52040009	Kit 90	104644
T9051EBF	Kit 1	Kit 83	Kit 97	Kit 96	52040009	Kit 84	51040009	-	104644
EZ2542S	Kit 123	Kit 23	Kit 127	Kit 131	44040109	Kit 124	44040109	Kit 129	104644
EZ3042S	Kit 123	Kit 23	Kit 127	Kit 131	44040109	Kit 124	44040109	Kit 129	104644
ES4040S34	Kit 123	Kit 23	Kit 153	Kit 156	44040266	Kit 124	44040266	Kit 155	104644
EZ3030G34	Kit 123	Kit 23	Kit 88	Kit 130	52040009	Kit 124	52040009	Kit 90	104649
EZ3045G	Kit 123	Kit 23	Kit 88	Kit 130	52040009	Kit 124	52040009	Kit 90	104649
EZ4035G34	Kit 123	Kit 23	Kit 153	Kit 156	44040266	Kit 124	44040266	Kit 155	104649
TS1331-B	Kit 1	Kit 2	Kit 69	Kit 28	47040409	Kit 4	Kit 6	Kit 7	Kit 3
T1631	Kit 1	Kit 24	Kit 148	Kit 29	47040509	Kit 4	Kit 6	Kit 11	-
CW1012	Kit 62	Kit 37	Kit 113	Kit 67	69040109	-	Kit 74	Kit 65	Kit 32

INTERPUMP / GENERAL PUMP KITS - GENUINE

We stock a complete selection of original Interpump / General Pump repair kits. See previous page for our kit selection chart.



■ Complete selection of repair kits

PART NO.	KIT.	DESCRIPTION	LIST PRICE
8.702-798.0	1	Valve	\$98.42
8.702-800.0	2	Piston, Rod Oil Seal	\$26.16
8.702-801.0	 3	Crankshaft Oil Seal	\$37.95
8.702-802.0	4	Valve Cap	\$180.27
8.702-803.0	5	Valve Cap	\$296.00
8.702-805.0	 6	Piston Bolt	\$65.10
8.702-804.0	6A	Washer for Piston Bolts	\$19.36
8.702-806.0	7	Head Ring	\$29.49
8.702-116.0	8	\$HP Old Style, 20 mm Packing	\$84.02
8.702-115.0	 8	New Style	\$115.73
8.900-442.0	8	Old Style, Packing Kit	\$130.20
8.900-444.0	9	Packing Spacer	\$35.16
8.702-809.0	10	Retainer, 20 mm Packing	\$52.08
8.702-810.0	11	22 mm Head Ring	\$25.26
8.702-811.0	12	22 mm Packing	\$132.42
8.702-813.0	15	Packing Adapter	\$22.47
8.702-814.0	16	24 mm Packing	\$195.85
8.702-817.0	19	20 mm HP Packing	\$100.71
8.702-818.0	19	New Style	\$104.60
8.702-820.0	20	20 mm, Intermed. Ring	\$52.63
8.702-821.0	21	20 mm Head Ring	\$22.59
8.702-823.0	23	Piston, Rod Oil Seal	\$44.06
8.702-824.0	24	Piston, Rod Oil Seal	\$50.64
8.702-826.0	27	20 mm, Packing Assy	\$63.99
8.702-829.0	28	20 mm, Packing Assy	\$61.20
8.702-830.0	 29	22 mm, Packing Assy	\$92.36
8.702-834.0	37	Piston, Rod Oil Seal	\$62.32
8.702-836.0	38	36 mm Packing	\$222.56
8.702-847.0	58	K5 Maintenance	\$158.02
8.702-849.0	60	K5, Complete Rebuild	\$229.24
8.702-851.0	62	Valve	\$328.28
8.702-853.0	64	Packing w/ Intermed. Rings	\$222.56
8.702-854.0	65	30 mm, Head Ring	\$35.39
8.702-857.0	69	20 mm Packing with Restop	\$105.72
8.702-858.0	70	K7 Maintenance	\$213.66
8.702-859.0	71	Intermed Ring with Restop	\$162.47
8.702-860.0	72	Maintenance Kit	\$82.91
8.702-864.0	77	20 mm Packing with Restop	\$238.14
8.702-872.0	83	Oil Seal	\$44.96
8.702-873.0	84	Valve Cap	\$153.57
8.702-874.0	85	Complete Packing	\$44.06
8.702-875.0	86	Packing Retainer	\$61.77
8.702-877.0	88	Packing, EZ3040G	\$124.63

PART NO.	KIT.	DESCRIPTION	LIST PRICE
8.702-879.0	90	Head Ring	\$15.36
8.702-882.0	92	Piston Seal	\$106.83
8.702-886.0	96	Packing Assy	\$32.83
8.702-887.0	97	Packing	\$48.30
8.702-893.0	102	Unloader Maintenance	\$243.70
8.702-897.0	106	Valve Cap	\$332.73
8.702-898.0	107	Piston Bolt, Pump T9281	\$130.20
8.702-900.0	109	16 mm, Intermed Ring	\$242.59
8.702-901.0	110	16 mm, Intermed Ring	\$172.48
8.702-903.0	112	16 mm, Packing Assy	\$195.85
8.702-904.0	113	Packing Assy	\$294.89
8.702-908.0	118	Packing	\$34.94
8.702-909.0	119	Packing	\$33.27
8.702-912.0	122	Valves	\$800.10
8.702-913.0	 123	Valve, EZ3040	\$125.75
8.702-914.0	124	Valve Cap and O-Ring for EZ Pump	\$186.95
8.702-917.0	127	Packing, EZ2542S	\$171.37
8.702-919.0	129	Head Ring, EZ Series	\$19.58
8.702-920.0	130	Packing Complete	\$104.05
8.702-921.0	131	EZ Pump	\$126.86
8.702-928.0	140	Packing Assy, T9111	\$58.43
8.702-929.0	141	Packing Assy	\$89.02
8.702-930.0	148	22 mm Packing	\$184.72
8.702-932.0	150	Valve, General T5050	\$539.71
8.702-933.0	151	Packing Retainer	\$213.66
8.702-934.0	153	Packing Kit	\$229.24
8.702-936.0	156	13 mm Packing	\$213.66
8.702-937.0	159	Oil Seal	\$48.52
8.702-938.0	160	Short Packing	\$229.24
8.702-939.0	161	Packings	\$224.79
9.841-673.0	163	Seal Retainer	\$95.70
9.841-638.0	165	Int Ring	\$107.39
8.702-942.0	166	Long Kit 1	\$142.44
8.702-943.0	167	Packing Assy	\$150.23
8.702-945.0	 169	Valve Kit	\$379.46
8.702-946.0	170	LP Seal Kit and HP Seal	\$240.36
8.702-947.0	 171	Packings	\$198.08
8.702-948.0	172	Low / High Packing	\$240.36
8.702-949.0	173	Packings, Kit 176 & Kit 180	\$195.85
8.702-950.0	174	Seal Kit	\$337.18
8.702-951.0	175	16MM Seal Kit	\$260.40
8.702-952.0	176	18 mm Packing	\$250.38
8.702-953.0	180	18 mm Packing	\$371.68
8.702-954.0	181	LP Seal Kit and HP Seal	\$271.52

INTERPUMP / GENERAL PUMP KITS - GENUINE (CONTINUED)



PART NO.	KIT.	DESCRIPTION	LIST PRICE	PART NO.	KIT.	DESCRIPTION	LIST PRICE
8.702-955.0	182	Packings, Kit 196 & Kit 197	\$293.78	8.702-961.0	220	Hot Seals & Valves	\$664.34
8.702-956.0	196	15 mm HP Packing	\$135.76	9.105-490.0	269	Kit 269	\$117.96
8.702-957.0	197	18 mm HP Packing	\$170.26	9.105-449.0	277	18 MM Packing	\$110.73
8.702-958.0	201	Valve kit	\$308.25	9.105-450.0	271	Seals	\$43.85
8.702-959.0	202	Packing Kit	\$726.66	8.756-374.0	290	20 mm Packing	\$132.42
8.723-512.0	212	Kit 212	\$1,007.08	8.760-676.0	276	Kit 276	\$160.24
8.702-962.0	226	15 mm Packing	\$119.07	9.120-404.0	209	Kit K209	\$368.49

CERAMIC PLUNGERS



- Precision-ground, high-polish, solid ceramic plungers, designed for long life even under constant use.


PART NO.	GENERAL PUMP PART NO.	SIZE	LIST PRICE
8.703-185.0	51040109	18 mm	\$115.73
8.703-187.0	52040009	15 mm, EZ Series	\$106.83
8.703-190.0	S 47040409	20 mm	\$94.04
8.703-191.0	44040109	18 mm, EZ Series	\$112.39
8.703-192.0	47040509	22 mm	\$119.07
8.900-575.0	51040166	18 mm, TP Series	\$109.62
8.703-194.0	47040856	16 mm, 47 Series	\$195.85
8.703-195.0	50040409	20 mm, T Series 49	\$119.07
8.703-198.0	44040266	13 mm, EZ Series-Electric	\$156.90
9.106-740.0		13 mm, EZ Series-Gas	\$114.49
8.703-200.0	76040209	45 mm	\$419.53
8.703-767.0	66040109	22 mm, TSF2221	\$217.00
8.703-768.0	66040409	24 mm	\$188.06
8.701-400.0	51040009	15 mm, T21	\$85.13
9.106-229.0	59040009	20 mm	\$130.20



AR TRIPLEX CERAMIC PLUNGER PUMPS



■ Direct Drive



8.702-498.0



8.702-513.0



8.702-550.0

PART NO.	MODEL NO.	GPM	PSI	RPM	SHAFT DIA	SHIP WT	LIST PRICE
GAS ENGINE FLANGED MODELS							
8.702-494.0	XTV3G22D-F7	3.0	2200	3400	3/4"	11 lbs.	\$ 876.89
8.702-498.0	XMV3G30D-F24	3.0	3000	3400	1"	19 lbs.	\$ 800.10
8.702-495.0	XMV3G25D-F25	3.0	2500	3400	3/4"	19 lbs.	\$ 864.65
8.702-542.0	XMV35G25D-F25	3.5	2500	3400	3/4"	19 lbs.	\$ 931.41
8.702-602.0	RKV4G37D-F24	4.0	3700	3400	1"	21 lbs.	\$ 1,518.97
8.702-582.0	RKV4G40HD-F24	4.0	4000	3400	1"	21 lbs.	\$ 1,368.74
9.108-219.0	RMV2.5G30	2.5	3000	3400	3.4"	7.5 lbs.	\$ 486.29
SOLID-SHAFT MODELS							
8.702-506.0	XTA3G22N	3.0	2200	1750	24 mm	11 lbs.	\$ 813.46
8.715-307.0	XMA3.5G25N	3.5	2500	1750	24 mm	18 lbs.	\$ 904.71
8.702-593.0	RKA4G30N	4.0	3000	1750	24 mm	19 lbs.	\$ 1,129.49
8.702-597.0	RKA4G40HN	4.0	4000	1750	24 mm	21 lbs.	\$ 1,157.31
ELECTRIC FLANGED MODELS							
8.702-550.0	XTV2G15EBA-F8	2.1	1500	3400	5/8"	10 lbs.	\$ 835.71
8.702-551.0	XTV3G16E-F8	3.0	1600	3400	5/8"	10 lbs.	\$ 963.68
8.702-500.0	XTV3G22E-F8	3.0	2200	3400	5/8"	11 lbs.	\$ 969.25
8.702-515.0	XTA3G22E-F8	3.0	2200	1750	5/8"	11 lbs.	\$ 1,086.09
8.702-514.0	XTA3G16EBA-F8	3.0	1600	1750	5/8"	10 lbs.	\$ 1,062.72
8.702-591.0	RKA4G20E-F17	4.0	2000	1750	1-1/8"	21 lbs.	\$ 1,207.39
8.702-592.0	RKA4G30E-F17	4.0	3000	1750	1-1/8"	21 lbs.	\$ 1,224.08

AR DIRECT DRIVE PUMPS



9.113-119.0



9.113-106.0



9.113-103.0

PART NO.	MODEL NO.	GPM	PSI	RPM	SHAFT DIA	SHIP WT	LIST PRICE
DIRECT DRIVE GAS PUMPS							
9.113-101.0	RCV3G27D-F7	3.0	2700	3400	3/4"	11 lbs.	\$793.43
9.113-102.0	RCVU3G27D-F7-EZ	3.0	2700	3400	3/4"	11 lbs.	\$920.29
9.113-116.0	RCV25G27D-F7	2.5	2700	3400	3/4"	11 lbs.	\$793.43
9.113-118.0	RCV35G25D-F8	5.0	2500	3400	5/8"	11 lbs.	\$793.43
9.113-119.0	RCV3G27D-VR54-PKG	3.0	2700	3400	1"	11 lbs.	\$993.73
9.113-121.0	RKV35G40HD-F24	3.5	4000	3400	1"	21 lbs.	\$1,135.06
9.113-122.0	RKV45G40HD-F24	4.5	4000	3400	1"	21 lbs.	\$1,274.16
9.113-123.0	RKV5G40HD-F24	5.0	4000	3400	1"	21 lbs.	\$1,274.16
DIRECT DRIVE ELECTRIC PUMPS							
9.113-106.0	RK1828HN	4.75	4000	1450	24 mm	20 lbs.	\$1,240.77
9.113-111.0	RCA2G22E-F8	2.0	2200	1750	5/8"	11 lbs.	\$793.43
9.113-112.0	RCA35G16E-F8	3.5	1600	1750	5/8"	11 lbs.	\$793.43
9.113-114.0	RCA3G25E-F8	3.0	2500	1750	24 mm	11 lbs.	\$793.43
9.113-117.0	RCV2G25E-F8	2.0	2500	3400	5/8"	11 lbs.	\$793.43
9.113-124.0	RRA35G30E-F17	3.5	3000	1750	1-1/8"	18 lbs.	\$1,015.99
9.113-125.0	RRA3G30E-F17	3.0	1700	1750	1-1/8"	18 lbs.	\$1,015.99
COMMERCIAL PUMPS							
9.113-103.0	RG1528HN	4.0	4000	1450	24 mm	27.5 lbs.	\$1,140.62
9.113-104.0	RG2125HN	5.5	3650	1450	24 mm	27.5 lbs.	\$1,140.62
9.113-105.0	RK1528HN	4.0	4000	1450	24 mm	20 lbs.	\$1,185.13
9.113-107.0	RKA4G40HN-CR	4.0	4000	1750	24 mm	20 lbs.	\$1,735.97
9.113-108.0	RRA55G26E-F17	5.5	3000	1750	1-1/8"	18 lbs.	\$1,015.99
9.113-109.0	RRV4G40-VRT-PKG	4.0	3600	3400	1"	20 lbs.	\$1,118.36
9.113-110.0	\$XWL50.20NB	13.0	3000	1450	22 mm	34 lbs.	\$2,687.41
9.113-113.0	RCA35G25N	3.5	2500	1750	24 mm	10 lbs.	\$736.67
9.113-115.0	RCA3G25N	3.0	2500	1750	24 mm	10 lbs.	\$746.69
9.113-120.0	RKA35G40HN	3.5	4000	1750	24 mm	20 lbs.	\$1,185.13
9.113-126.0	RRA4G40N	4.0	4000	1750	24 mm	17 lbs.	\$1,015.99
9.113-127.0	RRA55G30N	5.5	3000	1750	24 mm	17 lbs.	\$924.74
9.113-129.0	RRV35G40HD-F24	3.5	4000	3400	1"	18 lbs.	\$891.35
9.113-130.0	RRV3G36D-F24	3.0	3600	3400	1"	18 lbs.	\$890.24
9.113-106.0	RK1828HN	4.75	4000	1450	24 mm	20 lbs.	\$1,240.77
8.760-543.0	RRA35G30N	3.5	3000	1750			\$774.51
8.760-542.0	RRV4G40HD-F24	4.0	4000	3400			\$594.24
8.760-541.0	RRV3G36D-F24	3.0	3600	3400			\$634.30



AR PUMP REPAIR KIT SELECTION CHART

Use the following chart to find AR Repair Kits by pump model number. See next page for AR kit part numbers. We also stock a broad selection of non-kit AR repair parts.



PUMP MODEL	WATER SEALS	CHECK VALVES	OIL SEALS	PISTON KIT	PISTON GUIDE	SUPPORT RINGS	HOT KIT
XJV	8.720-672.0	AR002869	8.720-671.0	AR002596	AR1980180	AR1980190 ea	-
XJW	OBSOLETE NO REPLACEMENT	AR002869	8.720-671.0	AR002596	AR1980180 ea	AR1980190 ea	-
XT-15MM	8.720-599.0	8.720-597.0	8.720-602.0				
AR002725-H/D	8.720-644.0	8.720-719.0	AR1520120 ea	AR002815			
XT-18MM	8.720-604.0	8.720-597.0	8.720-602.0				
AR002726-H/D	8.720-645.0	8.740-121.0	AR1320340 ea	AR002816			
XTA-15MM	8.720-599.0	8.720-597.0	8.720-596.0	8.720-644.0	8.720-719.0	AR1520120 ea	AR002815
XTA-18MM	8.720-604.0	8.720-597.0	8.720-596.0	8.720-645.0	8.740-121.0	AR1320340 ea	AR002816
XTV	AR002520	8.720-597.0	8.720-596.0				
AR001872-N VER	8.720-644.0	8.720-719.0	AR1520120 ea	AR002815			
XM-15MM	8.720-652.0	8.720-597.0	8.720-667.0				
AR1780100 EA R	8.720-632.0	8.720-856.0	8.720-651.0	AR002030-V			
XM-18MM	8.720-655.0	8.720-597.0	8.720-667.0				
AR1780120 EA R	AR002545	AR1780110 ea F	9.108-046.0	AR002029-V			
XMA-15MM	8.720-652.0	8.720-597.0	8.720-667.0				
AR1780100 EA R	8.720-632.0	8.720-856.0	8.720-651.0	8.720-658.0			
XMA-18MM	8.720-655.0	8.720-597.0					
AR002787-E VER	8.720-667.0						
AR1780120 EA R	AR002545	AR1780110 ea F	9.108-046.0	AR002777			
XMV	8.720-652.0	8.720-597.0					
AR002787-D VER	8.720-667.0						
AR1780100 EA R	8.720-632.0	8.720-856.0	8.720-651.0	AR02817			
XRC-18MM	8.720-594.0	8.720-684.0	8.720-592.0	8.720-633.0	8.720-770.0	8.720-582.0	8.720-679.0
XRC-20MM	8.720-606.0	8.720-684.0	8.720-592.0	8.720-634.0	8.720-773.0	8.720-575.0	AR002820
XRCA-18MM	8.720-594.0	8.720-684.0	8.720-592.0	8.720-633.0	AR13800990 ea	8.720-582.0	8.720-679.0
XRCA-20MM	8.720-606.0	8.720-684.0	8.720-592.0				
AR001856-E VER	8.720-634.0	8.720-773.0	8.720-575.0	AR002820			
XRCV	8.720-594.0	8.720-581.0	8.720-593.0	8.720-633.0	8.720-770.0	8.720-582.0	8.720-679.0
RK-18MM	8.720-594.0	8.720-684.0	8.720-592.0	8.720-634.0	8.720-770.0	8.720-582.0	8.720-679.0
RK-20MM	8.720-606.0	8.720-684.0	8.720-592.0	8.720-633.0	8.720-773.0	8.720-575.0	AR002820
RKA-18MM	8.720-594.0	8.720-684.0	8.720-592.0	8.720-633.0	8.720-770.0	8.720-582.0	8.720-679.0
RKA-20MM	8.720-606.0	8.720-684.0	8.720-592.0	8.720-634.0	8.720-770.0	AR001515	AR002820
RKV	8.720-594.0	8.720-581.0	8.720-593.0	8.720-633.0	8.720-773.0	8.720-582.0	8.720-679.0
XW-20MM	8.720-663.0	8.720-661.0	8.720-662.0	8.720-630.0	AR2784 ea	-	AR002778
XW-22MM	8.720-664.0	8.720-661.0	8.720-662.0	8.720-631.0	8.720-666.0	-	AR002779
XWA-20MM	8.720-663.0	8.720-661.0	8.720-662.0	8.720-630.0	AR002784	-	AR002778
XWA-22MM	8.720-664.0	8.720-661.0	8.720-662.0	8.720-631.0	8.720-666.0	-	AR002779
SXW-18MM	8.720-689.0	8.720-686.0	AR002873	8.720-635.0	8.720-690.0	-	-
AR RRV			8.760-660.0	8.760-658.0	8.760-661.0		
RCV				8.760-663.0			
AR RRA				8.760-669.0			

AR PUMP KITS

Original factory-direct repair kits. See previous page for kit selection chart. Don't see what you're looking for? Give us a call. We stock a broad selection of AR replacement parts. AR piston kits contain all that you need to repair broken pistons, O-rings, washers, nuts, plungers...YOU GET IT ALL!



PART NO.	MODEL NO.	KIT DESCRIPTION	LIST PRICE
8.720-575.0	AR001815	Piston	\$ 16.69
8.720-581.0	AR001828	Valve	\$82.35
8.720-582.0	AR001829	Ring, Support, XRA / XRV*	\$ 22.47
8.720-583.0	AR001830	Repair, AR 2882, O-Rings Only	\$ 26.16
8.720-585.0	AR001842	Piston, XRA / XRV*	\$ 365.00
8.720-592.0	AR001855	Oil Seal, XRA*	\$97.38
8.720-593.0	AR001856	Oil Seal, XRV	\$ 102.38
8.720-594.0	AR001857	Packing, XRA / XRV*	\$ 192.51
8.720-596.0	AR001860	Seal, Oil, XTV*	\$68.99
8.720-597.0	AR001864	Valve Kit	\$70.67
8.720-602.0	AR001872	Oil Seal	\$64.54
8.720-604.0	AR001874	Packing	\$ 134.65
8.720-606.0	AR001887	Water Seals	\$ 198.08
8.720-632.0	AR002544	Piston, XM*	\$ 245.93
8.720-633.0	AR002546	Piston XRCA / XRCV	\$ 306.02
8.720-644.0	AR002628	AR Piston #2628	\$ 231.46
8.720-651.0	AR002740	Support Ring, XM*	\$8.46
8.720-652.0	AR002741	Water Seal, XM*	\$ 130.20
8.720-655.0	AR002747	Packing, XMA* 18 mm	\$ 171.37
8.720-658.0	AR002776	Hot / Dry Cup	\$ 546.38
8.720-661.0	S AR002780	Valve, XWA8G30N-SX	\$ 192.51
8.720-662.0	AR002781	Seal, XWA8G30N-SX	\$ 104.60
8.720-663.0	AR002782	Piston Seal, XWA8G30N-SX	\$ 188.06
8.720-667.0	AR002786	Oil Seals, XMA35G25N	\$63.43
8.720-668.0	AR002787	Oil Seals	\$84.57
8.720-684.0	AR002864	Valve Kit, RK*	\$ 100.71
8.702-623.0	AR002278	Hot Pack Kit	\$ 1,240.77
9.105-742.0	AR42476	Water Seal Kit -RCV-RCVU	\$ 125.75
8.760-662.0	AR3201890	Oil plug with oil dipstick AR RCV	\$ 20.03

*Series

CAT TRIPLEX PUMPS



■ Direct Drive



8.702-444.0



8.702-381.0



8.702-464.0



9.113-051.0



9.113-054.0



9.113-046.0



9.109-786.0



8.702-436.0

PART NO.	MODEL NO.	GPM	PSI	RPM	SHAFT DIA	SHIP WT	LIST PRICE
SOLID SHAFT MODELS							
8.702-440.0	530	5.0	2500	1100	24 mm	26 lbs.	\$ 4,467.89
8.702-449.0	660	10.0	3000	1429	30 mm	44 lbs.	\$ 6,982.82
9.113-045.0	700	4.7	5000	1750	24 mm	29 lbs.	\$ 5,697.54
8.702-429.0	310	4.0	2200	950	20 mm	20 lbs.	\$ 2,843.20
8.702-381.0	310S	4.0	2200	950	20 mm	20 lbs.	\$ 3,844.72
8.702-464.0	5CP3120	4.5	3500	1750	20 mm	20 lbs.	\$ 2,642.90
9.113-051.0	5CP3120CSS	4.5	3500	1645	20 mm	20 lbs.	\$ 1,947.40
8.702-465.0	5CP5120	5.0	3000	1415	20 mm	20 lbs.	\$ 3,188.17
9.113-052.0	5CP5140CSS	5.5	3500	1500	20 mm	20 lbs.	\$ 2,603.95
DIRECT DRIVE ELECTRIC FLANGED MODELS							
9.113-048.0	4DX20ER	2.0	2000	3450	5/8"	11 lbs.	\$ 1,135.06
9.113-049.0	4DX27ER	2.7	2000	3450	5/8"	11 lbs.	\$ 1,135.06
9.113-053.0	5SP30ELU	3.0	3000	1750	1-1/8"	13.2 lbs.	\$ 1,391.00
9.113-054.0	5SP35ELU	3.5	2500	1750	1-1/8"	13.2 lbs.	\$ 1,307.54
9.113-055.0	5SP40ELU	4.0	2000	1750	1-1/8"	13.2 lbs.	\$ 1,324.23
DIRECT DRIVE GAS FLANGED MODELS							
9.113-046.0	4DNX25GSI	2.5	3000	3450	3/4"	11 lbs.	\$ 1,061.61
9.113-047.0	4DNX27GSI	2.7	3000	3450	3/4"	11 lbs.	\$ 1,185.13
9.113-050.0	4DX29GUIF	2.9	2600	3450	3/4"	14 lbs.	\$ 1,185.13
9.109-786.0	4SPX32G1I	3.2	3000	3450	1"	18 lbs.	\$ 2,069.81
9.113-057.0	67DX39G1I	3.9	4000	3450	1"	18 lbs.	\$ 1,357.62
8.702-436.0	66DX35G1I	3.5	4000	3400	1"	27 lbs.	\$ 3,388.48
8.702-435.0	66DX40G1I	4.0	4000	3400	1"	27 lbs.	\$ 1,958.53
9.113-056.0	66DX40GG1	4.0	4000	3400	1"	27 lbs.	\$ 1,535.66

COMET PUMPS AND PUMP KITS

For use in homeowner or light commercial-duty pressure washers.



- One-Piece Bronze Connection Rods
- Built-in Unloader
- Increased surface area for lower operating temperatures Ultra High-Pressure Head



PART NO.	MODEL NO.	GPM	PSI	RPM	SHAFT DIA	INLET/OUTLET	LIST PRICE
8.702-576.0	AXD 3020 G	2.75	2000	3400	3/4" Hollow	3/4" FGH/3/8" MPT	\$ 774.51
8.715-286.0	AXD 2427 G	2.5	2700	3400	3/4" Hollow	3/4" FGH/3/8" MPT	\$ 807.89

Comet kits and parts are available for any Comet model. Call with model number for quick and accurate service.

PART NO.	MODEL NO.	LIST PRICE
8.721-902.0	Piston, 15 mm, FWD	\$ 87.36
8.718-556.0	Seal Kit, LWD, HP	\$ 123.52
8.721-979.0	Packing Kit, FWS / FWD	\$ 239.25
8.721-985.0	Seal Kit Oil, LW Series, Hollow	\$ 91.81
8.721-986.0	Seal Kit, ZWD4030G	\$ 132.42
8.721-987.0	Seal Kit, Hollow Shaft Pumps	\$ 75.12
8.721-989.0	Seal Kit, AXD2020	\$ 164.69
8.721-988.0	Seal Kit, AXD3020	\$ 131.31
8.750-711.0	Seal Kit, BXD2020 E	\$ 114.62
8.721-996.0	Valve Kit ZWD / FWS / FWD / HW / FW / LW	\$ 130.20
8.721-997.0	Valve Kit, AXD 3020	\$ 89.02
8.725-562.0	Valve Kit, BXD 2020	\$ 203.64

COMET PUMPS & PUMP KITS - MC25-GR (WITH GEAR REDUCER)

Perfect for Soft Wash, Ag Spraying, Lawn Care, Nursery, Pest Control, Mold Removal & Insulation applications.



- Twin Diaphragm, Low Pressure
- DURApHragm Technology
- Features Anodized Aluminum body for corrosion resistance
- Buna Diaphragm/Seals
- 3/4" Hydraulic Drive
- Includes Adjustable Pressure Regulator, manual dump lever & rails

PART NO.	GPM	PSI	RPM	SHAFT DIA	INLET/OUTLET	BYPASS	LIST PRICE
9.113-711.0	6.1	362	650	3/4"	3/4" / 3/8"	1/2"	\$ 1,352.05



PISTON PUMPS - HYPRO



8.702-156.0

- Temperature Max: 140°F (except 5321)
- Temperature Max: 180°F (for 5321)
- Cast Iron Body
- Stainless-Steel Check Valves
- Complete with Base or Torque Arm
- Buna Cups
- 1/2 NPT Ports

PART NO.	HYPRO	GPM	PSI	RPM	LIST PRICE
HOLLOW SHAFT					
8.702-156.0	5315	1.5	500	1750	\$1,157.31
8.702-152.0	Injector Head 5321 / 5324 Pump \$270.41				

PUMP PARTS AND TOOLS

For 5300 Series pumps.



- A necessity for working on 5300 Series pumps
- Rugged Construction



Valve Seat Tools



Piston Repair Kit



Valve Cage Tools

PART NO.	DESCRIPTION	LIST PRICE
8.722-629.0	Piston Repair Kit, Model 5320 Pump	\$61.77
8.722-641.0	Check Valve Kit, All 5300 Pumps	\$86.80
8.712-510.0	Valve Cage Tool	\$429.54
8.712-512.0	Valve Seat Tool	\$707.74

Note: Piston Repair Kits have Buna Seal

JETTER PULSE VALVES



- Replaces valve cap to create pulsation action, to move nozzle in pipe cleaning applications.

PART NO.	DESCRIPTION	LIST PRICE
8.755-228.0	For Legacy GB / GF / GP Series	\$200.30
8.755-229.0	For Legacy GM Series / GS Series	\$185.84
8.755-230.0	For Legacy GT Series	\$184.72
8.755-231.0	For Legacy GX Series, 4350 PSI	\$211.43
8.712-249.0	For GP 47 Series Pump	\$181.39
8.712-250.0	For GP TT Pumps	\$188.06

PUMP PACKING & SEAL KITS - GENERIC - A+



UPC, General Pump and Interpump replacement kits. Time-tested, quality parts meet or exceed factory specifications.



PART NO.	DESCRIPTION	LIST PRICE
8.900-438.0	Kit 1, Check Valve	\$72.33
8.900-440.0	Kit 2, Oil Seal	\$22.92
8.900-442.0	Kit 8, New Style Packing Kit	\$130.20
8.900-443.0*	Kit 8, V-Packing	\$91.25
8.900-444.0*	Kit 9, Intermed Packing	\$35.16
8.900-463.0	Kit 23, Crankcase Oil Seal	\$61.77
8.900-464.0	Kit 24, Crankcase Oil Seal	\$16.69
8.900-468.0*	Kit 28, Plunger Repair	\$48.07
8.900-471.0*	Kit 29, Plunger Repair	\$60.09

*These are old style kits to replace components in Interpump / General pumps with two brown Buna-V packings (pumps built before the change was made to restop ring and black low-pressure seals).

ACCUMULATOR - PULSE DAMPENER

Pulse dampener.



- Precharge Pressure PSI: 580
- Temperature Max: 180°F

PART NO.	PSI	CAPACITY	INLET	LIST PRICE
8.711-145.0	3100	21.4 CU"	1/2" F	\$145.78
8.711-146.0	3100	6.1 CU"	3/8" F	\$280.43
8.711-147.0	4400	2.5 CU"	3/8" F	\$272.64

\$Interpump / General Pump- V-packing Insertion Tool Kit



- Contains inserting tools for installing 20 mm, 22 mm and 24 mm V-packings in the packing gland
- Prevents damage to sealing surfaces

PART NO.	DESCRIPTION	LIST PRICE
8.712-519.0	V-Packing Kit	\$60.09
9.109-643.0	V-Packing Kit, 15mm and 18mm, 63 Series	\$105.16

PUMP TOOLS - EXTRACTOR PLIERS & DENTAL PICK




- Indispensable for Pump Repair
- Excellent for removing O-rings, seals, and more
- 6" Long Dental Pick
- Stainless-Steel
- Knurled Handle
- Double-End

PART NO.	DESCRIPTION	LIST PRICE
9.802-568.0	Pliers, Seal Extractor	\$66.22

PUMP PACKING EXTRACTOR HAMMER & SOCKETS

Virtually unbreakable sockets will pull packings from Interpump, General and other brand pumps.

Easy to use: Slide-Hammer (shown below) attaches to slotted socket - which expands inside the packing gland. The slide hammer then pops the packing gland brass out of the head to facilitate easy seal repairs without damage to brass support rings.



PART NO.	DESCRIPTION	LIST PRICE
----------	-------------	------------

SLIDE HAMMER

8.712-513.0	Hammer Only	\$239.25
-------------	-------------	----------

SOCKETS FOR REGULAR SLIDE HAMMER

8.712-516.0	18 mm Socket	\$152.45
8.712-515.0	15 mm Socket	\$152.45
8.712-517.0	20 mm Socket	\$153.57
8.712-518.0	22 mm Socket	\$155.79
8.712-520.0	25 mm Socket	\$153.57

LARGE SLIDE HAMMER

8.712-521.0	Large Slide Hammer	\$178.05
-------------	--------------------	----------

SOCKETS FOR LARGE SLIDE HAMMER

8.712-523.0	30 mm Socket	\$263.73
8.712-524.0	38 mm Socket	\$326.05
8.712-525.0	45 mm Socket	\$619.83

INTERPUMP PACKING / EXTRACTION TOOL



Expansion tool inserts into packing gland to remote lodged packing components



PART NO.	DESCRIPTION	LIST PRICE
8.712-522.0	Extractor Only	\$574.20

EXPANSION SOCKETS FOR EXTRACTOR ABOVE

8.712-526.0	15 mm, Ref Kit 86 and 97	\$441.78
8.712-528.0	20 mm, Ref Kit 8 and 19	\$349.42
8.712-530.0	24 mm, Ref Kit 16	\$290.44

Note: 15 mm Expansion Sockets also Fit Admiral Pump W-Series Pumps.

PUMP OIL



- Quality mineral base lubricating oil ideal for use in high pressure piston precision plunger pumps.
- Blended with wear, rust and foam inhibitors.
- Available in 10W30 & 10W40

PART NO.	DESCRIPTION	LIST PRICE
----------	-------------	------------


8.923-425.0	Pump Oil 10W40, Quart	\$15.46
8.901-077.0	Pump Oil 10W30, Quart	\$15.80
8.901-080.0	Pump Oil 10W30, Case (12 Quarts)	\$172.48

PUMP GUARD AEROSOL 4 OZ.

PART NO.	DESCRIPTION	LIST PRICE
----------	-------------	------------

8.760-686.0	Aerosol 4 oz.	\$12.99
-------------	---------------	---------

PUMP GUARD

PART NO.	DESCRIPTION	LIST PRICE
9.558-998.0	 Pump Guard	\$8.55

GEAR BOX LUBE



- A premium-quality lubricating oil fortified with additives to reduce friction, foaming and corrosion.
- Ideal for use in heavy industrial applications requiring hydraulic based lubricant.



PART NO.	DESCRIPTION	LIST PRICE
8.756-854.0	Pump Lube, Quart	\$27.37
9.808-016.0	Case Lot, Qty 12	\$189.18

PUMP LUBE



- A multi-viscosity SAE 80W 90 lubricant with anti-friction, anti-foaming and corrosion-inhibitor additives.
- Use in Admiral Geared Speed Reducers and Interpump / General RS99, RS151, PTO and other high-speed gear boxes.



PART NO.	DESCRIPTION	LIST PRICE
8.756-728.0	Gear Lube, 2-1/2 Gallons	\$202.53

GP PUMP PACKING / EXTRACTION KIT - COMPLETE



- 13 mm - 24 mm in a Carrying Case
- Slide Hammer
- 13 mm, 15 mm, 18 mm, 20 mm, 22 mm and 24 mm Sockets
- Fits General Pumps



PART NO.	DESCRIPTION	LIST PRICE
8.723-619.0	Puller & Packaging Kit	\$251.49

GEAR REDUCTION

Fits Legacy, Admiral, Bertolini, GP, Interpump, Comet, Udor & Hawk. Please be sure to check with your representative to ensure the proper gearbox for your pump.



- Engine-to-Pump Drive Units
- 2.18 to 1 Reduction Ratio (3,675 Eng. RPM = 1,750 Pump RPM)
- Engine Shaft Size = .0984", 1", 1-1/8" & 3/4"
- 18-24HP Range, Input Shaft = 1", Output Shaft = 24mm, 87mm Flg. Mout.

PART NO.	DESCRIPTION	LIST PRICE
8.710-332.0	24 mm Pump x 1-1/8" Engine	\$744.46
8.710-333.0	30 mm Pump x 1" Engine	\$824.58
8.715-344.0	25 mm Pump x 1" Engine, B18	\$1,059.39
8.715-342.0	24 mm Pump x 1" Engine, B18	\$409.51
8.749-925.0	24 mm Pump x 0.984" / 25 mm Engine, B18	\$579.77
8.749-922.0	24 mm Pump x 3/4" Engine, B5	\$490.74
8.754-767.0	25 mm Pump x 1-1/8" Engine, B24	\$711.08
8.710-334.0	30 mm Pump x 1-1/8" Engine	\$718.87
8.710-336.0	24 mm Pump x 1-1/8" Engine	\$709.97
9.115-049.0	YGR1000P 18-24HP	\$592.01

ANTI-SEIZE COMPOUND

Recommended for all metal-to-metal, power-drive assemblies. Facilitates removal after use.



- Copper-Graphite or Nickel
- Copper-graphite high-torque for high temperature to 1800°F
- Nickel continues to work up to 2400°F
- Stops rust, galling and seizure on pulley / shaft or gear / shaft interfaces

PART NO.	DESCRIPTION	LIST PRICE
8.704-638.0	Blister Pack, 1 application, Copper - Graphite	\$3.84
8.704-641.0	8 oz. Brush Top Can - Nickel	\$85.13

GEARED REDUCTION UNITS - INTERPUMP / GENERAL PUMP



For use with 1450 RPM Interpump, General Pumps & Admiral A-W99.

- Eliminates Belts, Pulleys and Belt Guards
- Engine-to-Pump Drive Units
- Improve Efficiency



RS599:
2.4:1 Gear Reduction (3480 Engine RPM = 1450 RPM Pump) for 3-5 HP Briggs, Honda-Tecumseh-Kohler with 3/4" Shaft.

RS151:
2.2:1 Gear Reduction (3190 Engine RPM = 1450 RPM Pump) for 7-18 HP Briggs, Honda Engines with 1" or 1-1/8" Shaft (must specify). Use with the appropriate size: "WS" Series Interpump, "TS" Series General Pump.

PART NO.	ENGINE SHAFT	LIST PRICE
RS-99		
8.710-321.0	3/4"	\$664.34
RS-151		
8.710-322.0	1"	\$913.61

PTO GEARED MULTIPLIER



- 1 to 1.9 Speed Multiplier
- 1-3/8" Splined Shaft (Same shaft as standard tractor PTO)
- 540 RPM PTO speed multiplied to 1,026 RPM at pump shaft
- For Pumps with a 24 mm Shaft

PART NO.	DESCRIPTION	LIST PRICE
8.710-319.0	Gear Multiplier	\$464.04

PUMPTECH PUMP

The Pumptech Pump is a twin plunger design originally used on the Hotsy model Sport 500.



- PSI Max: 1000
- GPM Max: 2.0

PART NO.	DESCRIPTION	LIST PRICE
8.715-240.0	Pump-Sport 500	\$685.48
8.707-369.0	Bearing/Cam Assembly	\$62.32
8.707-370.0	Seal Kit with Plunger	\$239.25
8.700-187.0	Check Valve Kit	\$85.69

FLANGES - LEGACY



- Direct attachment of Legacy Pumps to NEMA Standard C-Face Motors.

PART NO.	NEMA FRAME	PUMP SERIES	LIST PRICE
8.754-099.0	184 TC / 215 TC	GT-GX	\$72.89

FLEX COUPLERS - LEGACY



- Pump shaft couplers.
- Direct-drive self-adjusting resilient coupling Legacy pumps to NEMA Standard Motor Shafts.

PART NO.	MOTOR DRIVE COUPLING	PUMP LIST SERIES PRICE
8.754-100.0	1-1/8" x 24 mm	GM \$67.88
8.754-101.0	1-3/8" x 24 mm	GM \$68.99
8.754-103.0	1-3/8" x 25 mm	GT-GX \$63.43
8.754-104.0	Bumper, Rubber, Flex Coupling	\$2.11

FLANGES - INTERPUMP / GENERAL PUMP



- Direct attachment of Interpump / General Pumps to NEMA Standard C-Face Motors.

PART NO.	NEMA FRAME	PUMP FRAME SIZE	LIST PRICE
8.709-613.0	56 / 145TC	56 / 145TC	\$70.11
8.709-615.0	184TC*	184TC*	\$224.79
8.709-616.0	215TC**	215TC**	\$263.73

\$*W995 / GD **W913 / GM

FLEX COUPLERS - INTERPUMP / GENERAL PUMP



- 24 mm pump shaft couplers. Direct-drive flex coupling 24 mm Interpump / General and Admiral XLS Series pumps to NEMA Standard Motor Shafts.

PART NO.	NEMA FRAME	DRIVE SHAFT	LIST PRICE
2-PIECE COUPLER			
8.709-617.0	56 A	5/8"	\$85.13
8.709-619.0	145T	7/8"	\$58.98
8.709-621.0	184 T	1-1/8"	\$80.12
8.709-624.0	215 T	1-3/8"	\$239.25
8.709-869.0	Gas (Aluminum)	1"	\$64.54
8.701-262.0	Rubber Bumper - Replacement		\$5.68

PUMP TECHNICAL INFORMATION

Correct pump installation is essential for optimum performance. It is recommended that the pump flow capacity be oversized for the actual flow required. For optimum running of the system, the water circulated through the regulating valve should not exceed 10-15% of the pump flow. Recirculating too much water can generate heat in the supply tank increasing the cavitation risk.

FREQUENTLY ASKED QUESTIONS

How much should you reduce the pump RPM to achieve a lower flow capacity?

$$\$ \text{Required RPM} = \text{Expected Capacity} \times \frac{\text{Max RPM Allowed}}{\text{Max Allowed Capacity}}$$

What diameter of pulley must I use to achieve the correct pump RPM?

$$\frac{\text{External Diameter of the Engine}}{\text{Motor Pulley}} \$ = \text{External Diameter of the Pump Pulley} \times \frac{\text{Pump RPM}}{\text{Engine / Motor RPM}}$$

What if I cannot change the engine / motor pulley?

$$\$ \text{External Diameter of the Pump Pulley} = \frac{\text{External Diameter of the Engine}}{\text{Motor Pulley}} \times \frac{\text{Engine / Motor RPM}}{\text{Pump RPM}}$$

If the engine / motor is running at a lower RPM than the maximum pump RPM allowed, what will be the pump flow capacity?

$$\$ \text{Attainable Maximum Capacity} = \text{Engine / Motor RPM} \times \frac{\text{Max Capacity Indicated on Label}}{\text{Max RPM Indicated on Label}}$$

What is the approximate power required to achieve the maximum performances allowed?

$$\text{Required Electric Motor HP} = \frac{\text{PSI} \times \text{GPM}}{1460} \$ = \text{Electric Motor HP}$$

$$\text{Required Gas Engine HP} = \frac{\text{PSI} \times \text{GPM}}{1460} \$ \times 1.30 \$ = \text{Gas Motor HP}$$

CONDITIONS TO PREVENT PUMP CAVITATION

Minimum difference in height HZ (Pos / Neg) between pump and water level.

The minimum inlet pressure value of the pump is limited by the cavitation phenomenon. Cavitation is the forming of vapor bubbles when the local pressure is below the vapor pressure of the liquid. Bubbles flow together with the liquid and when they reach a higher pressure area, they collide, generating abnormal stresses that are extremely dangerous to the pump components. To avoid the risk of cavitation, it is necessary that the pump installation is correct.

YAMADA PUMPS



Air-powered double diaphragm pump, "Reliable Performance Since 1905". The answer to difficult product transfer problems. Air-drive allows freedom from electrical hazards or explosion-proof motor requirements. Choose from various wetted-parts materials to customize the pump to the chemical being pumped. Yamada's smaller pumps are often used for pumping car wash chemical for 'low-pressure' functions. The 1/2" pump is also ideal for rapidly pumping oil, soap, etc., from 55 gallon barrels. Larger pumps are used for high-volume product transfer. Since all pumps are designed without rotating parts, they can also handle abrasive liquids such as ceramic slip, sand slurry or enamel frit without damage. Have a unique challenge? Call us for help!



8.702-180.0

8.702-183.0

- PSI: 100
- Temperature: 180°F
- Environmentally-Friendly Non-Lube Air Valve
- Automatic Start/Stop
- Non-Stalling Air Valve - Positive Switching Every Stroke and Won't Ice Up
- Outside Accessible Air Valve: Easy Inspection & Maintenance
- Bolted Flange Connections: Leak-free & Easy Maintenance
- Built-in Abrasion and Chemical-Resistance
- Virgin Diaphragm Material Lasts Twice as Long as Other Pumps

\$With 20-100 PSI Drive Air:
 1/4" Model Delivers 3.4 GPM
 1/2" Model Delivers 15 GPM
 3/4" Model Delivers 19.5-27.3 GPM

PART NO.	INTAKE AND DISCHARGE	AIR INLET W/BALL VALVE	AIR EXHAUST W/B-I MUFFLED	PUMP BODY	DIAPHRAGM MATERIAL	MAX FLOW @ 100 PSI	MAX SOLID	LIST PRICE
8.702-180.0	1/4" FPT	1/4" FPT	3/8" FPT	Poly	Teflon®	3.4 GPM	N/A	\$912.50
8.702-201.0	3/8" FPT	1/4" FPT	3/8" FPT	Poly	Santoprene®	6 GPM	1/32"	\$1,146.18
8.702-182.0	1/2" FPT	1/4" FPT	3/8" FPT	Poly	Hytrel®	15 GPM	1/32"	\$1,168.44
8.702-183.0	1/2" FPT	1/4" FPT	3/8" FPT	Poly	Santoprene®	15 GPM	1/32"	\$1,157.31
8.702-184.0	1/2" FPT	1/4" FPT	3/8" FPT	Poly	Teflon®	15 GPM	1/32"	\$1,257.46
8.702-190.0	3/4" FPT	1/4" FPT	3/4" FPT	Poly	Teflon®	27.3 GPM	1/16"	\$2,509.36
8.702-192.0	1" FPT	3/8" FPT*	3/4" FPT	Poly	Neoprene	48.3 GPM	3/16"	\$2,971.18
8.702-193.0	1" FPT	3/8" FPT*	3/4" FPT	Poly	Hytrel®	48.3 GPM	3/16"	\$2,843.20
8.702-194.0	1" FPT	3/8" FPT*	3/4" FPT	Poly	Teflon®	48.3 GPM	3/16"	\$3,121.40
8.702-202.0	1-1/2" FPT	1/2" FPT*	3/4" FPT	Alum	Buna-N	116 GPM	9/32"	\$3,171.48

*With air-cock instead of ball valve

YAMADA PUMPS DIAPHRAGM KITS



To minimize downtime, Yamada pumps are designed for quick, trouble-free maintenance. Pump diaphragms, balls and seats can be replaced in 20 minutes or less and with little chance of leaks commonly associated with other diaphragm pumps.

- Kits include everything required for routine maintenance



PART NO.	MATERIAL	PUMP SIZE	YAMADA PUMP NO.	LIST PRICE
8.703-277.0	Teflon®	1/4"	100381	\$222.56
8.703-278.0	Hytrel®	1/2"	100383	\$350.53
8.703-279.0	Santoprene	1/2"	100384	\$247.04
8.703-281.0	Teflon®	1/2"	100385	\$378.35
8.703-283.0	Buna	3/4"	100392	\$301.57
8.932-947.0	Teflon®	3/4"	100394	\$910.27
8.703-285.0	Hytrel®	1"	100397	\$451.80
8.703-286.0	Teflon®	1"	100398	\$1,285.28
8.703-320.0	Buna	1-1/2"	100415	\$583.11


Note: Individual Components (O-rings or Diaphragms Only, For Example) Also Available. Call For Pricing and Delivery.

UNLOADER VALVES - UU1 UNIVERSAL

The Legacy Universal Unloader is unique in that it allows for height or width adjustments making it ideal for any pump.




- PSI: 3500
- GPM: 6.0
- Temperature: 195°F
- Forged-Brass Body
- 1/2" NPT Inlet
- 3/8" NPT Outlet
- Stainless-Steel and low friction, wear-resistant plunger
- Weight: 16.1 oz.
- Patent US 8,313,311 B2'



PART NO.	DESCRIPTION	LIST PRICE
9.175-018.0	 Legacy Universal Unloader (UU1)	\$184.04

Note: Legacy Universal Unloader (UU1) will not fit Legacy Pump GF 3530F


Adjusting inlet port





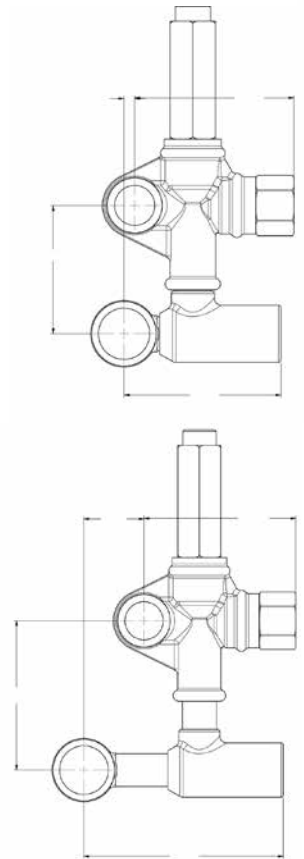
- 1.- Push up inlet port to make it shorter.
- 2.- Pull down inlet port to make it longer.

Adjusting horizontal sliding connector



- 1.- Turn the connector clockwise direction to make it shorter.
- 2.- Turn the connector counterclockwise direction to make it longer.






UNLOADER VALVES - VBT SERIES

A trapped pressure direct mount unloader valve.



- GPM: 6.6
- Temperature: 195°F
- Weight: 1.95 oz.
- Brass, Stainless, Buna-N

PART NO.	DESCRIPTION	CONNECTION	PSI	FITS PUMP	LIST PRICE
8.754-703.0	Universal, VBT Direct Mount	3/8" FPT Inlet x 3/8" MPT Outlet	1500	FOG	\$132.42
8.754-696.0	 Universal, VBT Direct Mount	1/2" FPT Inlet x 3/8" MPT Outlet	3000	LB, LP, LF	\$131.31
8.754-700.0	Universal, VBT Direct Mount	1/2" FPT Inlet x 3/8" MPT Outlet	4000	LB, LP, LF	\$115.73
8.754-701.0	Universal, VBT Direct Mount	1/2" FPT Inlet x 3/8" MPT Outlet	4000	LB, LP, LF	\$132.42
8.754-702.0	Universal, VBT Direct Mount	1/2" FPT Inlet x 3/8" MPT Outlet	4000	LM, LS	\$205.87

UNLOADER VALVES - APR SERIES

Integral Automatic Pressure Regulator for Admiral Pumps: WE - WG - WEL - XLS - XLE - XLG bolt on for Admiral and Legacy pumps. Trapped-pressure regulator specifically designed for use on the Admiral plunger pumps. Integral inlet, bypass and outlet eliminate the need for bypass hose.



8.703-401.0

- PSI: 3200
- GPM: 6.0
- Temperature: 195°F
- Forged-Brass Body
- 3/8" MPT Outlet
- Stainless-Steel Plunger and Seat Valve
- Weight: 29 oz.

PART NO.	DESCRIPTION	INLET	LIST PRICE
8.703-401.0	APR.I 25-Brass / Black	3/8"	\$ 166.92
9.802-365.0	APR.I 30-Brass / Black	1/2"	\$ 169.15
8.900-760.0	Seal Repair Kit	3/8"	\$ 12.57

UNLOADER VALVES - VR54/56

Basic valves, premium performance.



- Temperature: 194°F
- Forged-Brass Body
- Stainless-Steel Seat and Piston
- 3/8" MPT Inlet, Outlet & 3/8 FPT Bypass

VR54 Black Regulator / Unloader

- PSI: 2030
- Max PSI: 2175 PSI
- GPM: 8.0
- Weight: 15 oz.

VR54 Red Regulator / Unloader

- PSI: 2610
- Max PSI: 2900 PSI
- GPM: 8.0
- Weight: 13.7 oz.

VR56 Regulator / Unloader

- PSI: 3625
- Max PSI: 3400 PSI
- GPM: 8.0
- Weight: 15 oz.

Repair Kits

- For Use with VR54/VR56 Regulator/Unloaders

PART NO.	DESCRIPTION	LIST PRICE
8.753-028.0	VR54 Black with Knob	\$ 88.47
8.753-029.0	VR54 Red with Knob	\$ 94.04
8.753-017.0	VR56 with Knob	\$ 119.07

UNLOADER VALVES - VR53



- PSI: 3630
- GPM: 8.0
- Temperature: 194°F

- 3/8" FPT Inlet and Outlet, 1/4" FPT Bypass
- Adjustable Pressure Setting Nut
- Heavy-Duty Forged-Brass Body
- Stainless-Steel Ball and Valve Seat
- High-Temperature Viton Seals
- Adjustable Upper-Pressure Limit Lock

PART NO.	DESCRIPTION	PSI	GPM	LIST PRICE
8.753-027.0	VR53 without Knob	3630	8	\$ 106.83
8.753-026.0	VR53 with Knob	3630	8	\$ 125.75

UNLOADER VALVES - VB3

Commonly used on Legacy HD Pumps.



VB3

- PSI: 3200
- GPM: 6.5
- 3/8" NPT Inlet and Outlet and Bypass

PART NO.	DESCRIPTION	PSI	GPM	LIST PRICE
VBA35 FOR LEGACY HD MODELS				
8.725-384.0	VB3 3/8" NPT	3200	6.5	\$ 94.59

UNLOADER YVB9KMS2 W/SWITCH



- PSI: 3200
- GPM: 8.0
- 3/8" NPT Inlet and Outlet

PART NO.	DESCRIPTION	PSI	GPM	LIST PRICE
8.757-552.0	3/8" BSP-f Inlet and Outlet	3600	8.0	\$ 272.64



UNLOADER VALVES - VRT3 SERIES



Basic valves, premium performance.



- GPM: 8.0
- Temperature: 200°F
- Forged-Brass Body
- Stainless Internals
- 3/8" Inlet, Outlet, Bypass
- EZ Start models do not have dual inlets

PART NO.	DESCRIPTION	PSI	GPM	LIST PRICE
8.750-297.0	Yellow Spring	2320	8.0	\$107.39
8.750-298.0	Blue Spring	3630	8.0	\$107.39
8.750-299.0	Black Spring	4500	8.0	\$106.83
8.750-300.0	Black with EZ Start	4500	8.0	\$106.28
8.750-955.0	Black with Switch	4500	8.0	\$115.73
8.750-956.0	Black with Knob Switch	4500	8.0	\$116.84
8.750-821.0	Blue Spring w/o Knob	3630	8.0	\$120.18

REPAIR KITS

8.750-709.0	Kit for Blue & Yellow Spring Unloaders	2320 / 3630	8.0	\$17.47
8.750-710.0	Kit for Black Spring Unloaders	4500	8.0	\$17.59
9.802-694.0	Old Style VRT3 Kit-605,606,607	Up to 4500	8.0	\$63.43

UNLOADER VALVES - VRT100 HIGH-VOLUME SERIES



- GPM: 26.4
- Temperature: 194°F
- 1/2"FPT, Inlet, Outlet & Bypass
- Stainless Internals
- Forged-Brass Body

PART NO.	DESCRIPTION	PSI	GPM	LIST PRICE
8.753-726.0	Blue with Knob	Up to 5075	26.4	\$260.40
8.753-443.0	Yellow without Knob	Up to 2760	26.4	\$282.65
8.753-444.0	Blue without Knob	Up to 5075	26.4	\$260.40
8.753-727.0	Blue with Microswitch 120 / 240 VAC - without Knob	Up to 5075	26.4	\$312.70
8.753-728.0	VRT100 Repair Kit	Up to 5075	26.4	\$61.77

UNLOADER VALVES - PULSAR RV SERIES



- GPM: 8.0
- Temperature: 195°F
- Pulsar RV Blue Rated 4050 PSI, Max PSI: 4500
- Pulsar RV White Rated 2300 PSI, Max PSI: 2600
- All Stainless-Steel Valves
- Pressure Actuated
- Forged Body
- 3/8" FPT Inlet, Outlet
- Two 3/8" FPT Bypass Ports

PART NO.	DESCRIPTION	GPM	LIST PRICE
8.754-867.0	Pulsar RV, White, with Knob	8.0	\$104.05
8.754-870.0	Repair Kit- Pulsar RV	8.0	\$16.58
8.754-866.0	Pulsar RV, Blue, without Knob	8.0	\$99.04
8.754-868.0	Pulsar RV, Blue, with Knob	8.0	\$103.49
8.754-869.0	Pulsar RV, Blue, with Knob & Switch	8.0	\$135.76
8.759-000.0	Unloader Valve with Switch	10.5	\$254.83

UNLOADER VALVES - PULSAR RZ - FLOW SENSITIVE



- PSI Max: 4050
- Temperature: 140°F
- Weight: 3.8 lbs.
- 1/2" FPT Inlet, Outlet
- 1/2" FPT Bypass Ports

PART NO.	DESCRIPTION	PSI	LIST PRICE
9.117-544.0	Flow Sensitive 5.3-21GPM Max 4	4050	\$586.45

UNLOADER VALVES - VB7 SERIES



Fits GP/Interpump 63 Series, CAT 4SF pumps as well as many other pumps requiring up to 8 GPM - 3650 PSI max pressure.



- PSI Max: 3650
- Temperature: 195°F
- Weight: 19.7 oz.

PART NO.	DESCRIPTION	PSI	LIST PRICE
8.712-741.0	without Knob, 3/8 MPT Inlet, 3/8 FPT Outlet & Bypass	3650	\$129.08
8.904-580.0	w/ Knob, 2.1 Fixed Inj., 3/8 MPT Inlet & Outlet	3650	\$146.89
8.704-488.0	Repair Kit		\$120.18
8.712-735.0	Knob Only		\$6.56

UNLOADER VALVES - VB8 SERIES



- Trapped Pressure
- 8 GPM
- 3200 MIN-3650 PSI Max
- Temp- 195 Deg

PART NO.	DESCRIPTION	LIST PRICE
8.802-362.0	w/ Knob & Switch, 5 Amp Microswitch, 3/8" MPT Inlet, 3/8" FPT Outlet & Bypass	\$212.54
8.757-462.0	w/o Knob, 3/8" MPT Inlet, 3/8" FPT Outlet	\$186.95

UNLOADER VALVES - VB130/135 SERIES



Trapped Pressure Unloader for the 51 & 60 Series pumps. Fits CAT 2SF pumps as well as others.



- PSI Max: 2600
- Temperature: 195°F
- 3/8" MPT Inlet and Outlet
- 3/8" FPT Bypass
- Stainless-Steel Plunger
- Stainless-Steel Valve Seat
- Weight: 14.7 oz.

PART NO.	DESCRIPTION	TEMP	LIST PRICE
8.712-739.0	VB 130 Without Knob	195°F	\$92.92
8.904-579.0	VB-135- with Knob, Banjo Connection, Hollow Screw Fitting	195°F	\$107.94
9.802-006.0	Repair Kit	195°F	\$142.44
8.712-735.0	Knob Only	195°F	\$6.56

UNLOADER VALVES - VB85 / 280 SERIES



Fits CAT 2SF pumps and other pumps. This pressure sensitive regulating unloader is designed for single or multiple pumps, weep or multi-nozzle systems.



- GPM: 21
- Temperature: 200°F
- Pressure Actuated
- Forged-Brass Body
- Stainless-Steel Plunger and Seat
- 1/2" FPT Inlet, Outlet, Bypass
- Weight: 45 oz.

PART NO.	DESCRIPTION	PSI	GPM	MAX PSI	LIST PRICE
8.751-964.0	VB85/ YUB21405, Blue Spring	4050	21	4500	\$270.41
8.751-963.0	VB85/ YUW21235, White Spring	2300	21	2600	\$237.03

UNLOADER VALVES - VB80 / 400 STAINLESS-STEEL



- Rated PSI: 5800, Max PSI: 6500
- GPM: 21.0
- Forged Stainless-Steel Body
- All Stainless-steel Valve Parts
- Viton Seals
- 1/2" FPT Inlet, Outlet, Bypass

PART NO.	DESCRIPTION	GPM	TEMP	LIST PRICE
8.712-656.0	VB 80/400 - YU2158	21	195°F	\$592.45
9.802-007.0	Repair Kit	21	195°F	\$47.96

UNLOADER VALVES - VB200 HIGH-VOLUME SERIES

Fits CAT 2SF pumps and other pumps.



- PSI: 2175
- GPM: 52.5
- Temperature: 194°F
- Steel and Brass Body
- Large Plastic Knob (Removable)
- Lock Nut on Pressure Adjustment
- 1" FPT Inlet, Outlet, Bypass
- Two 5/16" - 18 Bolt Mounting Ports
- Hexagonal shaped check valve to avoid jamming
- Weight: 73.5 oz.

PART NO.	DESCRIPTION	PSI	GPM	LIST PRICE
8.712-754.0	VB 200 without Knob	2200	52.5	\$816.80
8.712-755.0	VB 200 with Knob	2200	52.5	\$844.62
9.117-632.0	VB200 Viton Oring without Knob			\$600.91
8.704-583.0	Repair Kit	2200	52.5	\$148.00
9.118-747.0	\$Repair kit for 9.117-632.0			\$103.49

UNLOADER VALVES - VB350 / VB7 SERIES

Bigger. Stronger. Faster - 5650 PSI.



- Rated PSI: 5075
- GPM: 10.0
- Temperature Max: 195°F
- Forged-Bronze Body
- Stainless-Steel Plunger and Valve Seat
- 3/8" FPT Outlet
- 1/2" F Bypass
- 3/8" MPT Inlet, 1/4" Gauge Port
- Weight: 31 oz.

PART NO.	DESCRIPTION	TEMP	LIST PRICE
9.802-360.0	Unloader, Red Knob (YU5075K)	195°F	\$265.96
9.800-106.0	Repair Kit, Red Knob	195°F	\$73.44
8.704-499.0	Repair Kit, Old VB 350	195°F	\$50.08

UNLOADER VALVES - VB75 / VB135 SERIES 



- VB75
- Rated PSI- 3200, Max PSI 3650
- Temperature: 195°F
- 1/2" FPT Inlet, 1/4" FPT Gauge Port
- 3/8" FPT Outlet and Bypass
- Weight: 19.7 oz.
- **VB135**
- Rated PSI: 2300, Max PSI: 2600
- Temperature: 195°F
- 3/8" FPT Inlet, 3/8" MPT Outlet
- 6.5 GPM
- Stainless Internals
- Forged-Brass Body
- Weight: 22.9 oz.

PART NO.	DESCRIPTION	LIST PRICE
VB75		
8.712-742.0	VB75 Direct Mount Control Set for EZ, 47, 60, 63 & W151 Series	\$ 196.97
8.704-488.0	Seal Kit	\$ 120.18
8.712-735.0	Knob Only	\$ 6.56
8.705-934.0	1/2" Bolt with Hole	\$ 26.82
VB135		
8.712-659.0	VB135- Direct Mount Control Set for WW & TT Series Pumps	\$ 155.79
8.712-735.0	Knob Only	\$ 6.56
9.802-006.0	VB 135 Repair Kit	\$ 142.44
8.705-935.0	3/8" Bolt with Hole	\$ 23.70

UNLOADER VALVES - VB9 / VB10 TRAPPED PRESSURE SERIES 



- PSI: 3600
- Rated PSI: 3200
- GPM: 8.0
- Instant Pressure Response
- Hex-Shaped Non-stick Check Valve
- 3/8" FPT Inlet, Outlet, Bypass
- Brass Valve Body / Stainless Ball
- and Seat
- Knob Included
- VB9 - Panel Mountable
- Reduces trapped pressure to 25% of operating pressure when unloading; allows easier gun trigger pull

PART NO.	DESCRIPTION	LIST PRICE
8.712-736.0	VB9 with Knob - YVB9K	\$ 189.18
8.715-462.0	VB9 with Knob and Pressure Switch - YVB9KMS2	\$ 277.09
8.715-489.0	VB9 with Check Valve and Pressure Switch - YVB9KMSS	\$ 329.39
8.712-745.0	VB10 with Knob - YU3678	\$ 290.44
8.704-548.0	Repair Kit VB9	\$ 58.98
8.704-561.0	Repair Kit VB10	\$ 172.48

UNLOADER VALVES - CONTROL SET "W" SERIES  

Integrated Regulator & Unloader designed exclusively to fit Interpump & General Pump pumps.



- Mounts directly on pump inlet and outlet; internal bypass loop
- Pressure Actuated: "Instant-On"
- 3/8" MPT Inlet & Outlet, 1/4" HB (8.712-638.0, 8.712-643.0)
- 1/2" FPT Inlet, 3/8" MPT Outlet, 1/4" HB (8.712-644.0, 8.712-642.0, 8.712-647.0)
- Integrated Injector - Optional
- Pressure and flow-engineered for specific pump models

PART NO.	MODEL	GPM	PSI	PUMP	LIST PRICE
"W" SERIES UNLOADERS WITHOUT INJECTORS					
8.712-638.0	W1	3.0	1600	W905	\$ 291.55
8.712-643.0	W2	4.5	3000	W997	\$ 323.82
8.712-644.0	W2-L	6.0	3000	W201	\$ 332.73
"W" SERIES UNLOADERS WITH INJECTORS					
8.712-642.0	W2-1	4.5	3000	W997	\$ 332.73
8.712-645.0	W2L-1	4.5	3000	W201	\$ 319.37
8.712-647.0	W2L-2	6.0	3000	WS202	\$ 346.08

UNLOADER VALVES - KITS FOR K / ZK SERIES  

Repair Kits for all K3, K5, K7 and K9 models.

PART NO.	DESCRIPTION	LIST PRICE
8.702-847.0	K5/K58 Maintenance Kit	\$ 158.02
8.702-849.0	K5/K60 Rebuild Kit	\$ 229.24
8.705-045.0	K5 Back Nut 3/4" NPT	\$ 9.40
8.702-858.0	K7/K70 Repair Kit	\$ 213.66
8.702-911.0	K9/K121 Repair Kit	\$ 661.00

UNLOADER VALVE - TRAPPED PRESSURE 



- Rated PSI: 4060
- GPM: 21.0
- Temperature Max: 185°F
- Forged-Bronze
- Body
- 1/2" FPT Outlet
- 1/2" F Bypass
- Weight: 2.87 lbs..

PART NO.	DESCRIPTION	TEMP	LIST PRICE
9.116-794.0	ZH288 Green Spring	185°F	\$ 300.46
9.119-605.0	ZH288 Green Spring REpair Kit		\$ 48.18

UNLOADER VALVES - K / ZK SERIES



Unloaders relieve line pressure in bypass mode.



ZK3 / ZK5

- Temp: 165°F
- 3/8" FPT Inlet
- ZK3: 1500 PSI
ZK5: 3000 PSI

ZK7

- Temp: 165°F
- 3/8" FPT Inlet
- 3500 PSI
- GPM: 2.11 - 10.8

ZK1

- Temp: 165°F
- 3/8" FPT Inlet
- 3600 PSI
- GPM: 2.3 - 10.8

ZK9

- Temp: 165°F
- 1/2" FPT
- 5800 PSI
- GPM 2.5 TO 13.2

PART NO.	MODEL	GPM	OUTLET	LIST PRICE
ZK1				
8.712-602.0	ZK138	2.30 - 10.80	3/8" M	\$243.70
8.712-601.0	ZK1	2.30 - 10.80	1/2" M	\$243.70
ZK3				
8.712-603.0	ZK3.0	2.10 - 3.00	3/8" M	\$200.30
8.712-605.0	ZK3.1	3.00 - 3.22	3/8" M	\$174.71
8.712-607.0	ZK3.2	4.22 - 5.55	3/8" M	\$208.09
8.712-609.0	ZK3.3	5.00 - 6.50	3/8" M	\$196.97
8.712-604.0	ZK3.0	2.10 - 3.00	1/2" M	\$210.32
8.712-606.0	ZK3.1	3.00 - 4.22	1/2" M	\$210.32
8.712-608.0	ZK3.2	4.22 - 5.55	1/2" M	\$210.32
8.712-610.0	ZK3.3	5.00 - 6.50	1/2" M	\$160.24
ZK5				
8.712-611.0	ZK5.1	3.00 - 4.22	3/8" M	\$237.03
8.712-613.0	ZK5.2	4.22 - 6.60	3/8" M	\$237.03
8.712-615.0	ZK5.3	6.60 - 10.83	3/8" M	\$230.35
8.712-612.0	ZK5.1	3.00 - 4.22	1/2" M	\$237.03
8.712-614.0	ZK5.2	4.22 - 6.60	1/2" M	\$237.03
8.712-616.0	ZK5.3	6.60 - 10.83	1/2" M	\$230.35
8.715-478.0	Bypass plate for ZK3 / ZK5			\$16.47

Note: 1. Use 8.705-045.0 back nut on bypass nipple when mounting 1/2" bypass line on ZK3 and ZK5 series. 2. Use restricted .156-.225 ID orifice in bypass line for smoother operation / pressure balancing.

ZK7				
8.712-617.0	ZK7.0	2.11 - 3.00	3/8" M	\$287.10
8.712-618.0	ZK7.1	3.00 - 4.22	3/8" M	\$277.09
8.712-619.0	ZK7.2	4.22 - 6.60	3/8" M	\$279.31
8.712-620.0	ZK7.3	6.60 - 10.8	3/8" M	\$338.29
8.701-389.0	ZK7 - #1 Bypass Orifice 2.5 mm			\$28.71
Z9				
8.712-621.0	ZK9	2.50 - 13.20	1/2" M	\$1,235.21

UNLOADER VALVES - HM MODEL



- Pressure Adjustable: 0-3000 PSI
- Flow Range: 1.4 to 10.8 GPM
- Temperature: 185°F
- 3/8" FPT Inlet, Bypass, 3/8" MPT Outlet
- Excess Flow Bypassed to Maintain Selected Pressure
- Operates on Single / Multiple Gun Systems
- Brass Body, Stainless-Steel Valve & Seat

PART NO.	DESCRIPTION	PSI	GPM	LIST PRICE
8.712-622.0	HM Regulator / Unloader	0-3000	1.3-10.8	\$225.90
8.702-860.0	Repair Kit #72	0-3000	1.3-10.8	\$82.91

UNLOADER VALVES - HYPRO-STYLE



- PSI: 400 to 1500
- GPM: 5.0
- Temperature: 180°F
- 3/8" MPT Inlet and Outlet
- Buna Seals
- Weight: 8 oz.

PART NO.	PRESSURE	BYPASS	GPM	LIST PRICE
8.712-689.0	200-500	1/4" FPT	5.0	\$192.51
8.712-690.0	400-1000	1/4" FPT	5.0	\$278.72
8.712-691.0	800-1500	1/4" FPT	5.0	\$191.40
8.712-692.0*	400-1000		5.0	\$191.40
8.722-643.0	Repair Kit for All			\$15.13

*Bypass port not threaded, closed coupled

UNLOADER VALVES - YU HIGH VOLUME



- GPM: 21.0
- Temperature: 200°F
- 1/2" FPT Inlet and Outlet
- Two 1/2" FPT Bypass Ports
- Forged-Brass Body
- Stainless-Steel Internals

YU-21235 YELLOW SPRING

- PSI: 2300
- Rated Pressure: 2600 Max

PART NO.	DESCRIPTION	PSI	LIST PRICE
8.753-326.0	YU-21235 Yellow Spring	2600	\$358.32



UNLOADER VALVES - ST-230



- PSI: 500 - 3600 PSI
- GPM: 8.0
- Temperature: 200°F
- 1/4" FPT Inlet and Bypass
- Mounts Off-Line - No Line Restrictions
- Brass Body, Stainless-Steel Piston & Seat
- Weight: 14 oz.

PART NO.	DESCRIPTION	GPM	TEMP	LIST PRICE
8.712-628.0	ST-230	8	200°F	\$97.93
8.757-359.0	Repair Kit	8	200°F	\$48.52

NOTE: Tamper proof wire and seal are not included

UNLOADER VALVES - ST-280



- PSI: 500 - 4060
- GPM: 8.0
- Temperature: 175°F
- Brass Housing, Stainless-Steel Valve
- 3/8" FPT Inlet, Outlet and 1/4" FPT Bypass
- Weight: 22.5 oz.

PART NO.	DESCRIPTION	PSI	GPM	LIST PRICE
8.712-674.0	ST-280	3600	8	\$186.95
8.701-654.0	Piston Seal Kit "C"	3600	8	\$19.03
8.701-653.0	Check Valve Kit "A"	3600	8	\$59.54

UNLOADER VALVES - ST-261 SERIES



ST-261 STD



ST-261/S



ST-261/I



ST-261/SI



ST-261 Bypass Switch Only

ST-261 STANDARD

- PSI Regulation: 0-3600
- GPM: 1.0 - 8.0
- Temperature: 176°F
- 3/8" FPT Inlet & Outlet
1/4" FPT Bypass
- Stainless-Steel Plunger and Seat
- Forged-Brass Body and Viton Seals
- Weight: 22.5 oz.

ST-261 / S UNLOADER WITH BYPASS
ST-261 / I - UNLOADER WITH CHEMICAL INJECTORS
ST-261 / SI UNLOADER WITH SWITCH AND INJECTOR

- Micro Switch Specs; 115 VAC, 5A / 230 VAC, 3A
- Temperature: 176°F
- 3/8" FPT Inlet & Outlet
1/4" FPT Bypass & Aux Port
- Siphon Rate- 10-1
- Switches at full bypass flow
- Wired N/C (may be wired N/O)

ST-261 BYPASS SWITCH (ONLY)

- Field-Mountable
- 10 AMP, 115 / 230V
- Switches at full bypass flow
- Wired N/C (may be wired N/O)

PART NO.	DESCRIPTION	PSI	GPM	LIST PRICE
ST-261 STANDARD				
8.712-681.0	ST-261 STD	0-3600	8	\$140.21
8.701-650.0	Outlet Check Kit "A"	0-3600	8	\$14.25
ST-261 / S- UNLOADER WITH BYPASS MICRO SWITCH				
8.712-685.0	ST-261 / S	500-3625	8	\$221.45
8.701-647.0	Switch Seal Kit			\$30.83
ST-261 / I- UNLOADER WITH CHEMICAL INJECTORS				
8.712-682.0	ST-261 / I / 1.8 mm	500- 3650	1.50-2.25	\$152.45
8.712-683.0	ST-261 / I / 2.1 mm	500- 3650	2.25-3.35	\$172.48
8.712-684.0	ST-261 / I / 2.4 mm	500- 3650	3.35-5.00	\$178.05
8.701-648.0	Injector Repair Kit with Barb			\$16.24
ST-261 / SI- UNLOADER WITH MICRO SWITCH & INJECTORS				
8.712-686.0	ST-261 / SI-1		1.50-2.25	\$292.67
8.904-577.0	ST-261 / SI-3		3.35-5.00	\$297.12
ST-261 BYPASS MICRO SWITCH & KIT				
8.712-629.0	Complete Micro Switch Assembly			\$133.54
8.701-647.0	Seal Kit - Micro Switch			\$30.83

UNLOADER VALVES - AR BOLT-ON



- PSI Rated Pressure: 2600
- Fits RC, XT & XM Series Pumps
- 1/2" F Inlet
- 3/8" M Outlet

PART NO.	DESCRIPTION	GPM	BYPASS	LIST PRICE
8.712-582.0	AR20608 (4/B)	3.0-5.5	Aluminum, No Injector	\$ 303.79
8.712-564.0	AR20821 (3/B)	2.0-5.0	Aluminum, No Injector	\$ 200.30
8.712-573.0	AR20890 (4/B)	2.0-3.0	Aluminum, 2.0 Adj Injector	\$ 230.35
8.712-576.0	AR21039 (4/B)	2.0-3.0	Brass 2.0 Adj Injector	\$ 247.04
8.712-575.0	AR21040 (4/B)	3.0-4.0	Brass 2.2 Adj Injector	\$ 239.25
8.720-676.0	Seal Kit (4/B)			\$ 12.24

Note: AR has discontinued the Combiset unloaders. Use Mini-Mate unloaders as replacements. For 22 mm twist coupler outlet models, add Part No. 8.709-546.0 (3/8" x 22 mm) to injector outlet.

UNLOADER VALVES - GYMATIC - 3/B & VR35 3/B SERIES



- PSI Rated Pressure: 3650
- GPM: 3.0-5.5
- Fits RK, RR, SXM, XM Series Pumps
- 3/8" M Outlet

PART NO.	DESCRIPTION	INLET	LIST PRICE
8.712-565.0	AR20242 (3/B)	1/2" F without Injector	\$ 251.49
8.712-563.0	AR20242G (3/B)	3/4" GHT & Filter, without Injector	\$ 265.96
8.712-574.0	AR20081 (3/B)	1/2" M Fixed Injector, 1.8 mm	\$ 268.18
8.712-567.0	AR20082 (3/B)	1/2" M Fixed Injector, 2.0 mm	\$ 265.96
8.712-568.0	AR20399 (3/B)	1/2" M Adj Injector, 1.8 mm	\$ 281.54
8.712-569.0	AR20400 (3/B)	1/2" F Adj Injector, 2.0 mm	\$ 298.23
8.720-642.0	AR2611 (3/B)	Repair Kit	\$ 50.19

AR21669 - VR35 3/B

- PSI Max: 4000
- GPM: 5.0
- Brass Bypass
- 1/2" M Inlet
- 3/8" M
- Without Injector

AR24760 - VR35 3/B

- PSI Max: 4000
- GPM: 5.0
- Brass Bypass
- 1/2" F Inlet
- 3/8" M Outlet
- Without Injector

PART NO.	DESCRIPTION	INLET	OUTLET	LIST PRICE
8.712-583.0	AR21669	1/2" M	3/8" M	\$ 300.46
8.720-903.0	AR24760	1/2" F	3/8" M	\$ 287.10

UNLOADER VALVES - 22900A PRESSURE ACTUATED SERIES



- Minimum PSI: 375 (Max PSI Listed Below)
- GPM: 2.2 - 13.0
- Temperature: 160°F
- Bellville Spring Washers Minimize Spikes
- Forged-Brass Bodies, Stainless Ball and Seat
- Four 1/4" Side Ports Enhance Versatility
- 1/2" FPT Inlet, Outlet and Bypass Ports
- Weight: 57.3 oz.

PART NO.	MODEL NO.	MAX GPM	MAX PSI	SPRING	LIST PRICE
8.712-709.0	22910A	13	800	Silver	\$ 457.36
8.712-710.0	22911A	13	1400	Yellow	\$ 393.93
8.712-711.0	22912A	13	2400	Red	\$ 401.72
8.712-708.0	22913A	13	3000	Orange	\$ 350.53
8.722-137.0	Repair Kit- 012099				\$ 59.54

UNLOADER VALVES - APM PRESSURE ACTUATED SERIES



8.712-705.0

- Temperature: 160°F
- Unloads pressure in entire system when in bypass
- Forged-Brass Bodies
- Stainless-Steel Seat



8.712-706.0

- 3/8" FPT Inlet
- 3/8" FPT Outlet
- 1/4" FPT Bypass & Gauge Port

PART NO.	MODEL NO.	GPM	PSI	LIST PRICE
8.712-705.0	22760APM	8	145-3045	\$ 287.10
8.712-706.0	22765APM	5	580-4000	\$ 608.70

UNLOADER VALVES - FLOW-ACTUATED



Designed for any pump that fits within the flow and pressure range of the unloader.



- Temperature: 160°F
- Unloads pressure in entire system when in bypass
- Forged-Bronze Body, Stainless-Steel Seat
- 3/8" FPT Inlet, 3/8" MPT Outlet
- 1/2" FPT Bypass

PART NO.	MODEL NO.	GPM	PSI	LIST PRICE
8.712-698.0	22650	3.0-4.5	0-3000	\$ 322.71
8.712-701.0	22654A	3.5-4.8	3000-4000	\$303.79
8.712-702.0	22655	4.5-5.5	0-3000	\$294.89
8.712-703.0	22656	4.5-6.5	0-3000	\$303.79
8.722-204.0	Seal Kit- 22666			\$46.07

PRESSURE RELIEF VALVES - SR/S3



For use as a backup to an unloader or main relief in an open system without a trigger operated spray gun.



- S-R Safety Valve:
PSI: 3000
GPM: 1.3 to 10.0
3/8" M Inlet, 1/4" F Outlet
- S-3 Safety Valve:
PSI: 500 to 10,000
GPM: 2.6 to 26.4
1/2" M Inlet, Side Discharge
- Bypass and Outlet
- Stainless-Steel Plunger and Seat
- Machined-Brass Bodies
- Adjustable Pop-Off Protection

PART NO.	DESCRIPTION	TEMP	LIST PRICE
8.711-215.0	S-R Valve/ ZKSR	165°F	\$ 126.86
8.711-227.0	S-3 Valve/ ZKS3	284°F	\$985.94

PRESSURE RELIEF VALVES - TIMAX



- PSI Max: 870
- GPM Max: 53
- 3/4" F Inlet, 1/2" F, 1" F Bypass
- 1" FPT Bypass
- Brass-Body, Stainless-Steel Piston and Seat

PART NO.	DESCRIPTION	GPM	PSI	LIST PRICE
8.712-624.0	Timax Regulator Valve	53	870	\$429.54
8.702-844.0	Repair Kit			\$173.60

NOTES: Lever control manual dump for bypass to relieve line pressure

UNLOADER VALVES - MG4000 SERIES

"The world's best unloader valve" with a choice of PSI: 1500, 3000 or 4500.



- PSI: Up to 4500 PSI
- GPM: 10.0
- Temperature: 200°F
- Forged-Brass Body
- 3/8" FPT Inlet, Outlet and Bypass
- Auxiliary 1/4" Outlet
- Can be panel mounted
- Pressure limit indicated with color coded ring

PART NO.	DESCRIPTION	GPM	PSI	LIST PRICE
WITHOUT KNOB				
8.712-715.0	Yellow	10	1500	\$ 143.55
8.712-724.0	Black	10	4500	\$124.63
WITH KNOB				
8.712-716.0	Yellow	10	1500	\$ 146.89
8.712-719.0	Red	10	3000	\$159.13
8.712-725.0	Black	10	4500	\$158.02
8.704-567.0	Repair Kit- 463104K			\$52.63



MG4000 WITH MICROSWITCH

- 15 Amp Microswitch
- Panel Mountable
- Use for time-delay shutdown or as burner control
- Can be used as Normally Open (NO) or Normally Closed (NC)

PART NO.	DESCRIPTION	GPM	PSI	LIST PRICE
8.712-720.0	Red	15	3000	\$ 186.95
8.712-714.0	Blue	15	4000	\$208.09
8.712-727.0	Black	15	4500	\$213.66



PRESSURE RELIEF VALVES - VS 200 / 180, HIGH PSI



Prompt and effective damping against pressure spikes



- Rated PSI: 2600, Max PSI: 2900
- GPM: 52.5
- Temperature: 194°F
- 3/4" FPT Inlet x 1/2" FPT Bypass
- Weight: 29.4 oz.

PART NO.	MODEL NO.	GPM	LIST PRICE
8.712-753.0	VS 200/180	52.5	\$393.93
8.704-582.0	Repair Kit		\$75.67

PRESSURE RELIEF VALVES - VS 350, HIGH PSI



Prompt and effective damping against pressure spikes. Perfect For Multiple Gun Applications as well.



- PSI: 5600
- Rated PSI: 5100
- GPM: 6.5
- Temperature: 195°F
- 3/8" FPT Inlet, Outlet and Bypass
- Weight: 16.8 oz.

PART NO.	MODEL NO.	GPM	PSI	LIST PRICE
8.712-756.0	VS 350	6.5	5600	\$196.97

PRESSURE RELIEF VALVES - VS 220



- PSI Max: 3600
- Rated PSI: 3200
- GPM: 6.3
- Temperature: 200°F
- Two 3/8" FPT inlets
- 3/8" FPT Outlet and Bypass
- Forged-Bronze Body
- Stainless-Steel Plunger and Seat Valve
- Compact Design
- Weight: 14.2 oz.

PART NO.	MODEL NO.	GPM	PSI	LIST PRICE
8.712-737.0	VS220	6.3	3600	\$88.47

PRESSURE RELIEF VALVES - VS 500, HIGH PSI



- PSI Max: 8100
- Rated PSI: 7250
- GPM: 21
- Suitable to be utilized as a safety valve
- Temperature: 195°F
- Internals: Stainless-steel
- Brass Body and Fittings
- 1/2" FPT Inlet and 3/8" FPT Bypass
- Weight: 14.2 oz.

PART NO.	MODEL NO.	GPM	PSI	LIST PRICE
8.712-757.0	VS 500	21	8100	\$816.80

REGULATING RELIEF VALVE

Economical replacement for paraplate BR5 series.



- Adjustable Pressure: 200-2000 PSI
- GPM: 7
- Temperature: 200°F
- 3/8" FPT Inlet, Outlet and Bypass
- Flow-Thru Design for Smooth Operation
- Machined-Brass Body and Knob
- Stainless-Steel Plunger and Seal

PART NO.	DESCRIPTION	GPM	PSI	LIST PRICE
8.712-625.0	Relief Valve	7	200-2000	\$115.73

UNLOADER VALVES - MOUNTING BLOCK

End vibraton-caused fitting failure.



- GPM: 12
- Mounting Hardware Included
- Machine Block Brass or Steel

PART NO.	DESCRIPTION	MATERIAL	PSI	LIST PRICE
8.904-568.0	3/8" x 3/8"	Brass	5500	\$67.88
8.904-567.0	1/2" x 1/2"	Brass	5500	\$67.88
9.802-870.0	3/8" x 3/8"	Steel		\$68.44
9.802-871.0	1/2" x 1/2"	Steel		\$74.56






CHEMICAL INJECTORS - AMERIMAX SERIES

Legacy

The higher rate injector. Our best seller!



- PSI: 3500
- Brass Housing
- Stainless-steel Orifice & Spring
- Fully Adjustable Metering Valve
- 3/8" MPT Inlet, Outlet
- 1/4" Hose Barb

PART NO.	DESCRIPTION	GPM	PSI	LIST PRICE
STANDARD				
8.904-192.0	"0"	1.0-2.0	3500	\$51.64
8.904-193.0	"1"	2.0-3.0	3500	\$49.41
9.803-998.0 	"2"	3.0-5.0	3500	\$54.86
8.904-194.0 	"3"	5.0-8.0	3500	\$51.07
8.900-040.0	Repair Kit Stainless-steel Check Ball			\$8.46
"ACID" INJECTOR WITH SPECIAL INLET CHECK VALVE				
8.904-202.0	"1A"	2.0-3.0	3500	\$60.09
8.904-203.0 	"2A"	3.0-5.0	3500	\$54.86
8.904-204.0 	"3A"	5.0-8.0	3500	\$51.64
8.700-536.0	Ceramic Ball for 8.904-203.0			\$10.30
8.900-041.0 	Acid Repair Kit*			\$13.35

*Ceramic Check Ball

CHEMICAL INJECTORS - STAINLESS-STEEL



- PSI: 5000
- Stainless-Steel

PART NO.	DESCRIPTION	GPM	PSI	LIST PRICE
9.802-217.0	Non-Adjustable, Injector Only	3.0-5.0	5000	\$137.99
9.119-181.0	Injector, SS, Fixed 2-4GPM, 5500PSI, 100334G	2.0-4.0	5500	\$137.99
9.119-182.0	Injector, SS, Fixed, 5-8GPM, 5500PSI, 100339L	5.0-8.0	5500	\$137.99
9.119-183.0	Injector, SS, Fixed, 8-10GPM, 5500PSI, 101010	8.0-10.0	5500	\$137.99

CHEMICAL METERING VALVES - ST-61



- Max Temperature: 140°F
- GPM: .27
- 1/4" Hose Barb
- Teflon® Seals
- Glass-Filled Polyamide Body and Valve Parts
- Adjusts From Off to Full Flow
- Snap-on attachment to ST-60, ST-62, ST-261/1

PART NO.	DESCRIPTION	LIST PRICE
8.710-777.0	ST-61, 1/4" Hose Barb, Teflon® Seals	\$36.61



CHEMICAL INJECTORS - AMERIMAX SERIES - QUICK-COUPLED ASSEMBLIES

Legacy

Assembled for added convenience - quick couples to unloader outlet and quick couples hose to injector outlet.



- Top quality quick couplers: 3/8" Plug Inlet 3/8" Socket Outlet
- 6" industrial-grade poly-braid reinforced tubing (will not collapse, resists crimping, high-chemical tolerance)
- Heavy-duty brass chemical filter with check valve prevent loss of prime

PART NO.	DESCRIPTION	GPM	LIST PRICE
AMERIMAX "QC"			
8.904-195.0	Quick-Coupled "0"	1.0-2.0	\$87.91
8.904-196.0	Quick-Coupled "1"	2.0-3.0	\$88.47
8.904-197.0 	Quick-Coupled "2"	3.0-5.0	\$87.91
8.904-199.0	Quick-Coupled "3"	5.0-8.0	\$91.81
8.900-040.0	Repair Kit Stainless-steel Check Ball		\$8.46
AMERIMAX ACID "QC"			
8.904-206.0	Quick-Coupled "1A"	2.0-3.0	\$106.28
8.904-207.0 	Quick-Coupled "2A"	3.0-5.0	\$96.26
8.904-208.0	Quick-Coupled "3A"	5.0-8.0	\$93.48
8.900-041.0	Acid Repair Kit*		\$13.35

*Ceramic Check Ball


CHEMICAL INJECTORS - ST-60 SERIES

SUTTNER 

Requires ST-61 Metering Valve to regulate the chemical injection rate.



- Forged-Brass Body
- Siphon Rate: 10:1
- Compact Size
- 3/8" MPT Inlet
- 3/8" FPT Outlet
- PSI: 3600

PART NO.	DESCRIPTION	GPM	ORIFICE	LIST PRICE
8.710-476.0 	ST 60/0	1.50-2.25	1.8 mm	\$44.40
8.710-477.0	ST-60/1	2.25-3.25	2.1 mm	\$46.07
8.710-478.0	ST-60/2	3.25-5.00	2.4 mm	\$44.40
8.701-648.0	\$Repair Kit with Barb-"F"			\$16.24

CHEMICAL INJECTORS - FIXED

- Max PSI: 4500
- GPM: 2.0 - 8.0
- 3/8" FPT Inlet & Outlet
- 190° F
- Hose Barb 1/4"



PART NO.	MODEL NO.	GPM	PSI	LIST PRICE
8.710-489.0	G.P. #100775	3.0 to 5.0	4500	\$ 29.91
8.710-490.0	G.P. #100776	5.0 to 8.0		\$ 33.02
9.118-836.0	G.P. #100774	2.0-3.0	4500	\$ 30.35
9.115-957.0	Adapter, 7/16"-32 X 1/4" NPT-M, Chem INJ			\$ 20.48

CHEMICAL INJECTORS - ST-64, UP STREAM



Apply soap at high pressure. Restricts waterflow to create suction. Used on Pressure Pro Equipment as well as other major manufacturers.

- PSI: 140
- Temperature: 160°F
- 3/4" FGH Inlet, 3/4" MGH Outlet
- Chemical strainer and 4' PVC tubing included
- Adjustable with ST-61 Metering Valve
- Locking Waterflow Adjustment



PART NO.	MODEL NO.	GPM	PSI	LIST PRICE
8.710-482.0	ST-64 Up Stream Injector	1.5-4.0	140	\$ 114.62
8.710-483.0	ST-64 Up Stream Injector	4.0-7.0	140	\$ 111.28

CHEMICAL INJECTORS - ROBOKIM

- Rated PSI: 3200
Max PSI: 3500
- Max Temperature: 210°F
- 3/8" MPT Inlet, Outlet
- 1/4" Hose Barb
- Stainless-Steel Orifice
- Stainless-Steel Inlet Check Valve Components



PART NO.	MODEL NO.	GPM	PSI	ORIFICE	LIST PRICE
ROBOKIM WITH PLASTIC METER KNOB					
8.710-497.0	Chemical Injector "0"	2.1-2.9	3500	2.0 mm	\$ 57.31
8.710-498.0	Chemical Injector "1"	2.9-4.0	3500	2.2 mm	\$ 57.31
8.710-499.0	Chemical Injector "2"	4.0-5.5	3500	2.5 mm	\$ 58.43
8.710-500.0	Chemical Injector "3"	5.5-10.8	3500	2.75 mm	\$ 83.46
8.704-708.0	Repair Kit, RoboKim				\$ 15.13

CHEMICAL INJECTORS - ST-62 VARIABLE



Flow orifice adjusts for machines from 2-8 GPM. Requires ST-61 to regulate chemical injection rate.



- Max PSI: 36500
- GPM: 2.0 - 8.0
- Forged-Brass Body
- 3/8" FPT Inlet & Outlet

PART NO.	MODEL NO.	GPM	PSI	LIST PRICE
8.710-485.0	ST-62	8	3600	\$ 86.25
8.701-648.0	Repair Kit with Barb-"F"			\$ 16.24

CHEMICAL INJECTORS - ROBOKIM QUICK-COUPLED ASSEMBLIES



- Quick-Couplers:
3/8" QC Plug Inlet
3/8" QC Socket Outlet
- 6" industrial-grade poly-braid reinforced tubing
- AP brass chemical filter with stainless-steel check valve

PART NO.	DESCRIPTION	GPM	LIST PRICE
ROBOKIM "QC" WITH PLASTIC KNOB			
8.904-209.0	Chemical Injector "0"	2.1-2.9	\$ 96.26
8.904-210.0	Chemical Injector "1"	3.0-4.0	\$ 96.26
8.904-211.0	Chemical Injector "2"	4.0-5.5	\$ 96.26
8.904-212.0	Chemical Injector "3"	5.5-10.8	\$ 143.55
ROBOKIM "QC" WITH BRASS KNOB			
8.904-217.0	Chemical Injector "0"	2.1-2.9	\$ 111.28
8.904-218.0	Chemical Injector "1"	3.0-4.0	\$ 103.49
8.904-219.0	Chemical Injector "2"	4.0-5.5	\$ 106.83
8.904-220.0	Chemical Injector "3"	5.5-10.8	\$ 130.20

CHEMICAL INJECTORS - HI-LO

May be used on high or low side of pump. Adjustable flow orifices plus adjustable chemical valves. Standard features similar to ST-62.

Performance Range:

Low Side/Upstream:PSI: 10-120, GPM: .5-3.5

High Side/Downstream:PSI: 3500, GPM: 2.0-8.0



PART NO.	MODEL NO.	GPM	PSI	LIST PRICE
8.710-486.0	Hi / Lo Injector with Meter Valve	2.0-8.0	3500	\$ 114.62
8.710-487.0	without Chemical Adjust	2.0-8.0	3500	\$ 107.39
8.700-290.0	Repair Kit			\$ 22.14

CHEMICAL INJECTORS - 400 SERIES

The injector of choice.



- PSI: 3200
- Temperature: 200°F
- Forged-Brass Housing
- Teflon® Valve Seat
- 3/8" Inlet, Outlet (3 Configurations)
- Renewable Orifices and Check Valve
- Options Include: Quick-Coupled, Stainless-Steel Orifices, Acid-Resistant Check
- Weight: 5 oz.

ORIFICE SELECTION



ORIFICE DIA.	DESCRIPTION	GPM / FLOW RATE	PSI
1.6 MM	3/8" Inlet / Outlet	1.5-2.7	3200
1.8 MM	3/8" Inlet / Outlet	2.0-3.6	3200
2.1 MM	3/8" Inlet / Outlet	2.7-4.9	3200
2.3 MM	3/8" Inlet / Outlet	3.3-6.0	3200

ADJUSTABLE INJECTORS, PRECISE NEEDLE-METERING VALVE

ORIFICE SIZE	M X M PART NO.	LIST PRICE	M X F PART NO.	LIST PRICE	F X M PART NO.	LIST PRICE
BRASS BODY						
1.6	8.710-541.0	\$ 32.94	8.710-549.0	\$ 29.83	8.710-559.0	\$ 32.39
1.8	8.710-535.0	\$ 32.72	8.710-543.0	\$ 32.72	8.710-551.0	\$ 32.94
2.1	8.710-537.0	\$ 32.72	8.710-545.0	\$ 32.72	8.710-554.0	\$ 32.94
2.3	8.710-539.0	\$ 32.94	8.710-547.0	\$ 33.27	8.710-557.0	\$ 35.39
BRASS BODY / STAINLESS-STEEL INSERT						
1.6	-	-	-	-	8.710-560.0	\$ 42.85
1.8	8.710-536.0	\$ 40.51	8.710-544.0	\$ 37.17	8.710-552.0	\$ 37.50
2.1	8.710-538.0	\$ 40.51	8.710-546.0	\$ 35.50	8.710-556.0	\$ 37.17
2.3	8.710-540.0	\$ 40.51	8.710-548.0	\$ 37.17	-	
BRASS BODY / ACID-RESISTANT						
1.6	8.904-230.0	\$ 45.07	-	-	-	
1.8	8.904-224.0	\$ 41.84	-	-	-	
2.1	8.904-226.0	\$ 41.84	8.904-234.0	\$ 41.84	8.904-242.0	\$ 43.40
2.3	8.904-228.0	\$ 41.84	8.904-236.0	\$ 42.95	-	
BRASS BODY / STAINLESS-STEEL INSERT / ACID-RESISTANT						
1.6	-	-	-	-	-	
1.8	-	-	8.904-233.0	\$ 42.29	8.904-241.0	\$ 42.85
2.1	8.904-227.0	\$ 46.52	8.904-235.0	\$ 48.07	-	
2.3	8.904-229.0	\$ 47.07	-	-	-	

PART NO.	DESCRIPTION	LIST PRICE
REPAIR KITS INCLUDE CHECK BALL, SPRING, SEAT AND O-RING		
8.900-769.0	Standard Kit	\$ 15.03
8.900-770.0	Acid Kit	\$ 12.91

CHEMICAL INJECTORS - STAINLESS-STEEL



- PSI: 5500
- Temperature: 190°F
- 3/8" MPT Inlet, Outlet
- 1/4" Hose Barb
- 1.8 mm Orifice
- Weight 8.0 oz.
- High Draw: 20%

PART NO.	MODEL NO.	GPM	PSI	LIST PRICE
9.112-213.0	Chemical Injector	2.0-3.0	5500	\$109.62

CHEMICAL INJECTORS - 505 SERIES STAINLESS-STEEL



All metal parts are stainless-steel



- PSI: 5650
- GPM: 8.0
- Temperature Max: 195°F
- 3/8" Inlet, Outlet
- Premier Type Injector
- Teflon® O-Rings

PART NO.	MODEL NO.	GPM	PSI	LIST PRICE
8.710-586.0	Stainless-steel Injector 1.8	2.0-2.6	5650	\$164.69
8.710-587.0	Stainless-steel Injector 2.1	2.6-4.0	5650	\$166.92
8.710-588.0	Stainless-steel Injector 2.3	4.0-5.3	5650	\$170.26
8.704-027.0	Repair Kit			\$11.35

CHEMICAL INJECTORS - ADJUSTABLE, WITH QUICK-CONNECT



- PSI: 3500
- Temperature Max: 200°F
- 3/8" M Plug Inlet
3/8" F Coupler Outlet
- 1/4" Hose Barb

PART NO.	MODEL NO.	GPM	LIST PRICE
8.710-502.0	Adjustable QC - 1.8 mm	2.0-3.0	\$54.19
8.710-503.0	Adjustable QC - 2.1 mm	3.0-5.0	\$54.97
8.710-504.0	Adjustable QC - 2.3 mm	5.0-8.0	\$53.08

ACID INJECTORS

8.904-221.0	Adjustable QC - 1.8 mm	2.0-3.0	\$71.22
8.904-222.0	Adjustable QC - 2.1 mm	3.0-5.0	\$71.22
8.904-223.0	Adjustable QC - 2.3 mm	5.0-8.0	\$71.78
8.701-187.0	Injector Repair Kit		\$15.80
8.900-087.0	Injector Acid Kit		\$15.80

CHEMICAL INJECTORS - BRASS

All metal parts are brass



- PSI: 4000
- Temperature Max: 190°F
- 3/8" MPT Inlet, Outlet
- Premier Type Injector
- EPDM O-Ring

PART NO.	MODEL NO.	GPM	PSI	LIST PRICE
8.710-505.0	Brass Injector 1.8	2.0-2.6	4000	\$45.51
8.710-506.0	Brass Injector 2.1	2.7-4.0	4000	\$46.07
8.710-507.0	Brass Injector 2.3	4.0-5.3	4000	\$45.07
8.704-028.0	Repair Kit			\$37.84

DUAL INJECTORS - HIGH DRAW

Dual, adjustable downstream chemical injector



- PSI: 4000
- Temperature Max: 190°F
- 3/8" MPT Inlet, Outlet

PART NO.	MODEL NO.	GPM	PSI	LIST PRICE
9.117-527.0	Injector .083/2.1	3 - 5	4500	\$95.70

CHEMICAL INJECTORS / PRESSURE REDUCER - EXACT-A-FLOW

"Low side" chemical injector that regulates inlet pressure to maintain consistent chemical ratio.



- GPM: Up to 6.0
- 1/2" FPT I/O Ports
- 1/4" Hose Barb Chemical Inlet
- +2% Injection Ratio Variation

PART NO.	DESCRIPTION	LIST PRICE
8.711-162.0	Weep Seat*	\$290.44
8.711-160.0	Non-Weep	\$297.12
8.711-161.0	With Switch**	\$405.06
8.904-389.0	Hose Barb with Viton Check	\$22.92

*Weep Seat allows pump to self-prime
 **With burner control switch (9.802-362.0) automatically turns burner off when water flow stops

CHEMICAL INJECTORS - NON ADJUSTABLE

PART NO.	MODEL NO.	LIST PRICE
8.756-796.0	1.8	\$39.06
8.756-797.0	2.1	\$34.50
8.757-724.0	2.3	\$34.61



FLOAT VALVES - ADJUSTABLE, BRONZE



- Temperature Max: 180°F
- Cast-Bronze Body
- Adjustable Float Arm
- Live Rubber Stopper

PART NO.	THREAD	STEM	GPM AT 40 PSI	LIST PRICE
8.710-045.0	1"	1/4"-20	47	\$140.21
9.802-183.0	1"	1/2"-20	47	\$86.80
8.707-305.0		3/8"		\$100.15

REPAIR PARTS FOR ADJUSTABLE VALVES

8.700-476.0	Short Arm*	\$15.13
-------------	------------	---------

*Fits 3/8", 1/2" and 3/4" valve only
Note: Float valve requires stem and float

FLOAT VALVES - STEMS



9.802-157.0

8.710-047.0

PART NO.	LENGTH	THREAD	LIST PRICE
BRASS			
9.802-157.0	8"	1/4" - 20	\$10.18
8.710-051.0	10"	1/4" - 20	\$5.45
STAINLESS-STEEL			
8.710-047.0	8"	1/4" - 20 x 5/16" - 18	\$5.18

Parts for other float valves also available

FLOAT VALVES - BALLS, COPPER & PLASTIC



8.710-053.0



9.802-061.0

PART NO.	LENGTH	THREAD	LIST PRICE
COPPER			
8.710-061.0	4" x 5"	1/4"-20	\$146.89
8.710-052.0	5"	1/4"-20	\$185.84
8.710-053.0	6"	1/4"-20	\$229.24
PLASTIC			
8.710-057.0	6"	1/4"-20	\$50.86
8.710-059.0	8"	1/4"-20	\$85.13
9.802-061.0	4" x 5"	1/4"-20	\$4.34

Parts for other float valves also available

FLOAT VALVES - PA BRASS ASSEMBLY

Used on Pressure Pro Equipment as well as other major equipment manufacturers.



- Max GPM: 7.0
- Max PSI: 145
- Temperature: 140°F
- Brass Body
- Positional / Adjustable Arm

PART NO.	DESCRIPTION	INLET	TEMP	LIST PRICE
8.710-042.0	Float Valve	3/8" BSP-M	140°F	\$52.30
8.754-586.0	Float Valve	3/8" NPT-M	140°F	\$68.44
8.704-204.0	Repair Kit			\$30.16

FLOAT VALVES - ST-8, BRASS ASSEMBLY

Complete assembly includes valve, stem and float.



- GPM: 5.0
- Temperature: 175°F
- 1/2" FPT Inlet
- Brass Housing with Polyamide Cover

PART NO.	DESCRIPTION	GPM	TEMP	LIST PRICE
8.710-031.0	ST-8	5.0	175°F	\$45.51
8.710-033.0*	MPT Adapter Kit for ST-8			\$13.57

*Double MPT nipple, sealing washer and lock nut

FLOAT VALVES - BRASS FLOAT WITH BALL & STEM



- Inlet PSI Max: 142
- GPM: 7.1 at PSI: 28
- 1/2" MPT Inlet
- Temperature: 140°F
- Positive Soft Buna / Brass Shut-Off
- Adjustable Float Ball Settings
- Inlet Nut and Washer Seal Provided

PART NO.	DESCRIPTION	PSI MAX	TEMP	LIST PRICE
8.710-037.0	Valve Complete	142	140°F	\$48.41
8.704-092.0	Repair Kit			\$27.49

FLOAT VALVES - DIAPHRAGM



- PSI: 142
- GPM: 7.86 at PSI: 28
- GPM: 6.68 at PSI: 14
- Temperature: 140°F
- 3/4" MGH Inlet
- Requires only 6.5" x 3" inside tank
- All-Plastic Snap-On Float
- Positive Shutoff Diaphragm Style
- Inlet Screen, Tank Gasket and Nut Included

PART NO.	DESCRIPTION	PSI	TEMP	LIST PRICE
8.710-030.0	Float Valve Complete	142	140°F	\$30.16

FLOAT VALVES - KERICK



FLOW RATE FOR 1/2" VALVE

- PSI: 20 at GPM: 7.7
- PSI: 30 at GPM: 9.1
- PSI: 40 at GPM: 10.5
- PSI: 50 at GPM: 11.4
- PSI: 60 at GPM: 12.5

FLOW RATE FOR 3/4" VALVE

- PSI: 30 at GPM: 13
- PSI: 60 at GPM: 16.5

PART NO.	DESCRIPTION	ORIFICE	LIST PRICE
8.749-328.0	1/2" Float Valve	.25"	\$29.49
8.749-329.0	3/4" Float Valve	.30"	\$33.83

FLOAT VALVES - VERTICAL



- GPM: 8.0 at PSI: 150
- Temperature: 140°F
- 1/2" MPT Inlet
- Inlet Nut and Washer Seal Provided

PART NO.	DESCRIPTION	TEMP	LIST PRICE
9.802-185.0	Vertical Float Tank Valve, 1/2" MPT Inlet	140°F	\$42.40

FLOAT VALVES - BRASS

- MTM / Veloci
- Includes Filter and Pipe

PART NO.	DESCRIPTION	LIST PRICE
8.754-085.0	Float Valve 3/4" M with Filter and Pipe	\$96.81

FLOAT VALVES - HUDSON



- PSI: 0-130
- Temperature: 90 & 150°F
- No External Moving Parts
- No Float Ball or Arm
- All Plastic, Nylon, Rubber and Stainless-Steel
- 1" Inlet - Easy Installation
- Automatic Anti-Siphon
- Flow Capacity 80% of Supply: GPM:40 at PSI: 40

PART NO.	DESCRIPTION	PSI	TEMP	LIST PRICE
8.710-035.0	1" Hudson Float Valve, 90°	0-130	90°F	\$123.52
8.710-036.0	1" Hudson Float Valve, 150°	0-130	150°F	\$137.99

CHECK VALVES - SWING ACTION, LOW PSI



Retain prime on pumps with low-lift capability.



- PSI: 150
- Brass Body, Swing (flapper) Action
- FPT Inlet, Outlet
- Gravity Seal, No Spring Pressure

PART NO.	DESCRIPTION	PSI	LIST PRICE
8.709-378.0	1/2", FPT Inlet / Outlet, Gravity Seal	150	\$22.04
8.709-379.0	3/4", FPT Inlet / Outlet, Gravity Seal	150	\$27.82
8.709-380.0	1", FPT Inlet / Outlet, Gravity Seal	150	\$42.85
8.709-381.0	1-1/4", FPT Inlet / Outlet, Gravity Seal	150	\$74.01

CHECK VALVES - STAINLESS-STEEL, HIGH PSI

Holds pump prime without overloading pump suction.



- PSI: 6000 - 6500
- Rated PSI: 5800
- Temperature: 195°F
- Female x Female
- Weight: 2.0 oz.

PART NO.	DESCRIPTION	FLOW RATE	PSI	LIST PRICE
8.709-361.0	1/4" F x F	6.1	6500	\$66.22
8.709-362.0	3/8" F x F	10.5	6500	\$66.22
8.709-364.0	1/2" F x F		6000	\$101.26

CHECK VALVES - 460 SERIES, HIGH PSI

Holds pump prime without overloading pump suction



8.709-356.0

8.709-357.0

8.709-358.0

- Max PSI: 2500-3000
- Buna Seals
- Stainless-Steel Check Ball & Spring
- Machined-Brass Body

PART NO.	DESCRIPTION	CRACKING PRESSURE	LIST PRICE
2500 PSI MINIATURE BALL CHECK			
8.709-356.0	1/4", M x F	1 PSI	\$21.36
8.709-357.0	1/4", M x M	3 PSI	\$21.59
3000 PSI STAINLESS GUIDED BALL AND QUAD RING SEAT			
8.709-358.0	1/4", F x F	1 PSI	\$47.18
8.709-359.0	3/8", F x F	3 PSI	\$46.29

CHECK VALVES - SPRING LOADED, HIGH PSI

Holds pump prime without overloading pump suction.



- PSI: 1200
- Max Temperature: 250°F
- Cracking Pressure PSI: 1
- Machined-Brass Body
- Stainless Steel Springs
- Poppet Seal

PART NO.	DESCRIPTION	MATERIAL	LIST PRICE
8.709-351.0	1/4", F x F	Machined Brass Body	\$22.92
8.709-352.0	3/8", F x F	Machined Brass Body	\$28.93
8.709-353.0	1/2", F x F	Machined Brass Body	\$35.39
8.709-354.0	3/4", M x M	Machined Brass Body	\$43.96

CHECK VALVES - SPRING LOADED, LOW PSI

Holds pump prime without overloading pump suction



- PSI: 150
- Max Temperature: 250°F
- Machine-Cast Brass Bodies
- FPT x FPT
- Mount Horizontal or Vertical

PART NO.	DESCRIPTION	PSI	TEMP	LIST PRICE
8.709-384.0	1/2"	150	250°F	\$23.59
8.709-385.0	3/4"	150	250°F	\$29.71
8.709-386.0	1"	150	250°F	\$40.96

\$Check Valves/ Backflow Preventor - T533 Model, Vacuum Breaker

Protects water supply from harmful chemical backflow - will not allow "spike" pressure to push chemicals into supply line. Now required by many city and state regulations.



- Max PSI: 125
- Max Temperature: 180°F
- Machined-Brass Housing, Chrome Plated Finish
- Plastic Diaphragm Check
- 3/4" Female Garden Hose Inlet (with Lock Screw)
- 3/4" Male Garden Hose Outlet

PART NO.	DESCRIPTION	MATERIAL	LIST PRICE
8.705-039.0	Backflow Preventor	Machined Brass Housing	\$14.02

CHECK VALVES - PVC, LOW PSI

Holds pump prime without overloading pump suction.



- PSI: 125
- Cracking Pressure PSI: 1
- Temperature: 180°F
- Choice of Connects
- PVC Plastic Body
- Stainless-Steel Ball Check
- Designed for Harsh Chemical Applications

PART NO.	DESCRIPTION	PSI	TEMP	LIST PRICE
8.709-366.0	1/4" MPT x 1/4" Barb	125	180°F	\$22.92
8.709-367.0	1/4" Barb x 1/4" MPT	125	180°F	\$23.59
8.709-369.0	1/4" Barb x 1/4" Barb	125	180°F	\$23.59
8.709-370.0	3/8" Barb x 3/8" Barb	125	180°F	\$22.92
8.709-373.0	1/2" Barb x 1/2" Barb	125	180°F	\$23.59

*8.709-373.0 has Viton Seals

BALL VALVES - STAINLESS-STEEL, LOW PSI



- PSI: 2000 at Temperature: 180°F
- PSI: 1000 at Temperature: 300°F
- PSI: 300 at Temperature: 350°F
- Full-Flow Ports
- Investment Cast Process
- Two-Piece 316 Stainless Bodies
- Glass-Filled Teflon® Seals

PART NO.	DESCRIPTION	LIST PRICE
8.709-265.0	1/4" F x F, Glass-filled Teflon® Seals	\$97.93
8.709-266.0	3/8" F x F, Glass-filled Teflon® Seals	\$97.93
8.709-268.0	1/2" F x F, Glass-filled Teflon® Seals	\$107.94
8.709-269.0	3/4" F x F, Glass-filled Teflon® Seals	\$140.21

BALL VALVES - FORGED-BRASS, LOW PSI



- PSI: 600
- Temperature: 180°F
- Forged-Brass Body
- Full-Flow Ports
- Teflon® PTFE Seals

SIZE	M X F PART NO.	LIST PRICE	F X F PART NO.	LIST PRICE	M X M PART NO.	LIST PRICE
1/4"	8.709-249.0	\$22.70	8.709-250.0	\$28.71	-	
3/8"	8.709-252.0	\$19.14	8.709-253.0	\$18.58	8.709-254.0	\$19.48
1/2"	8.709-255.0	\$19.92	8.709-256.0	\$19.14	8.709-257.0	\$19.48
3/4"	8.709-258.0	\$27.71	8.709-259.0	\$27.04	8.709-260.0	\$27.71
1"	8.709-261.0	\$74.56	8.709-262.0	\$52.08	8.709-263.0	\$42.07

BALL VALVES - MINI, LOW PSI



- PSI: 600
- 180° Handle Movement
- Forged-Brass Body

SIZE	M X F PART NO.	LIST PRICE	F X F PART NO.	LIST PRICE	M X M PART NO.	LIST PRICE
1/8"	8.709-208.0	\$12.57	8.709-209.0	\$10.91	-	
1/4"	8.709-211.0	\$13.69	8.709-212.0	\$13.69	8.709-213.0	\$13.14
3/8"	8.709-216.0	\$15.03	-		-	

BALL VALVES - NICKEL-PLATED BRASS, LOW PSI



- Threaded FPT Connects
- Chrome-Plated Ball
- Full-Flow Bore
- Seats and Seals have Glass-Filled Teflon®
- Nickel Plated Brass Body

PART NO.	DESCRIPTION	PSI	LIST PRICE
8.709-242.0	1/4", Chrome-plated Ball, Full-flow Bore	710	\$19.14
8.709-243.0	3/8", Chrome-plated Ball, Full-flow Bore	710	\$20.14
8.709-244.0	1/2", Chrome-plated Ball, Full-flow Bore	710	\$23.37
8.709-245.0	3/4", Chrome-plated Ball, Full-flow Bore	570	\$31.94
8.709-246.0	1", Chrome-plated Ball, Full-flow Bore	570	\$46.96
8.709-247.0	1-1/4", Chrome-plated Ball, Full-flow Bore	430	\$80.68
8.709-248.0	1-1/2", Chrome-plated Ball, Full-flow Bore	430	\$92.36
8.709-264.0	2", Chrome-plated Ball, Full-flow Bore	360	\$133.54

BALL VALVES - RKH SERIES - STAINLESS-STEEL, HIGH PSI



- 316 Stainless-Steel Body, Ball and Stem
- Viton O-Rings
- Delrin Ball Seats
- Full Port

PART NO.	FPT	PSI	LIST PRICE
8.709-277.0	3/8" x 3/8"	6000	\$554.17
8.709-280.0	1/2" x 1/2"	6000	\$596.46
8.709-283.0	3/4" x 3/4"	6000	\$750.03
8.709-286.0	1" x 1"	6000	\$1,157.31
8.709-281.0	1/2" (Zinc)	7350	\$126.26

BALL VALVES - SHUT-OFF, HIGH PSI



- Max PSI: 3000
- Max Temperature: 176°F
- Nickel Plated Brass Body

PART NO.	DESCRIPTION	PSI	LIST PRICE
8.753-959.0	3/8" FPT x 3/8" FPT	3000	\$101.26
9.113-462.0	3/8" FPT x FPT	5000	\$96.26
9.115-186.0	1/2" F X 1/2" F	5000	\$145.78

BALL VALVES - BKH SERIES, HIGH PSI



- Rugged Carbon Steel Construction
- 2-Way
- NPT (F x F) Threads
- Blow-Out Proof Stems
- Delrin Ball Seats
- Buna O-Rings

PART NO.	FPT	PSI	LIST PRICE
8.709-274.0	1/4" x 1/4"	7350	\$99.04
8.709-276.0	3/8" x 3/8"	7350	\$106.83
8.709-279.0	1/2" x 1/2"	7350	\$112.39
8.709-282.0	3/4" x 3/4"	5880	\$237.03
8.700-270.0	Replacement Handle (fits all sizes above)		\$34.83
8.700-271.0	Replacement Screw for Handle		\$1.94

BALL VALVES - PVC, LOW PSI

Great for chemical on / off flow control.



- PSI: 125
- Temperature: 140°F
- Flag Handle
- PVC and Nitrile Material
- Chemical and Impact Resistant

PART NO.	DESCRIPTION	PSI	LIST PRICE
8.709-214.0	1/4" Panel Mtg, Barb x Barb	125	\$35.06
8.709-219.0	1/4" In-line, Barb x Barb	125	\$23.04
8.709-220.0	3/8" In-line, Barb x Barb	125	\$23.70

BALL VALVES - STAINLESS-STEEL, LOW PSI, ONE PIECE



- PSI: 800 at Temperature: 300°F
- PSI: 400 at Temperature: 350°F
- Standard Port
- 316 Stainless-Steel Body
- Suitable for Steam

PART NO.	FPT	MATERIAL	LIST PRICE
8.709-287.0	1/4" x 1/4"	316 Stainless-steel Body	\$62.32
8.709-288.0	3/8" x 3/8"	316 Stainless-steel Body	\$57.87
8.709-290.0	3/4" x 3/4"	316 Stainless-steel Body	\$79.01

BALL VALVES - 2940/3830 MINI SERIES, LOW PSI



- PSI: 147 Working Pressure
- Nickel Plated Brass
- Brass Housing-Hex Bar
- Compact Knob Operation
- Designed to fit tight quarters
- Telfon® Seals

PART NO.	DESCRIPTION	LIST PRICE
8.709-270.0	Series 3830 - Nickel Plated Brass, 1/8" x 1/8" FPT	\$20.14
8.709-271.0	Series 3830 - Nickel Plated Brass, 1/4" x 1/4" FPT	\$19.70
8.709-272.0	Series 2940 - Brass, 3/8" x 3/8" FPT	\$20.14
8.709-273.0	Series 2940 - Brass, 1/2" x 1/2" FPT	\$23.04

BALL VALVES - T-601 SERIES COMPACT PVC, LOW PSI



- PSI: 150 Working Pressure
- Temperature: 140°F
- FPT Thread Both Ends
- Easy-Turn Handle
- EPDM Seals - White Body

PART NO.	FPT	LIST PRICE
8.709-233.0	1/4" x 1/4"	\$15.03
8.709-234.0	1/2" x 1/2"	\$11.91
8.709-235.0	3/4" x 3/4"	\$13.35
8.709-236.0	1" x 1"	\$17.59
8.709-237.0	1-1/4" x 1-1/4"	\$24.37
8.709-238.0	1-1/2" x 1-1/2"	\$40.18
8.709-239.0	2" x 2"	\$52.86

BALL VALVES - MODEL 727, 3 WAY



- PSI Max: 500
- Temperature Max: 180°F
- Telfon® Seat & Stainless Handle Screw
- Buna Seals
- Brass

PART NO.	DESCRIPTION	PSI	TEMP	LIST PRICE
8.709-207.0	1/4" M x F x F	500	180°F	\$47.85

BALL VALVES - 454 SERIES, POLYPROPYLENE, LOW PSI

Full port reinforced polypropylene body for strength & chemical resistance.



8.709-222.0 8.709-228.0

- Max PSI: 240 Working Pressure
- Teflon Seats for smooth operation & proper sealing.
- Double EPDM O-Rings in Stem for "No Leak"
- Threaded Mounting Brass Inserts on 1-1/4" - 2" Sizes
- 8mm Mounting Inserts

PART NO.	FPT	LIST PRICE
TWO-WAY BALL VALVES		
8.709-222.0	1/2" x 1/2"	\$43.62
8.709-223.0	3/4" x 3/4"	\$44.40
8.709-224.0	1" x 1"	\$54.41
8.709-225.0	1-1/2" x 1-1/2"	\$95.15
8.709-226.0	2" x 2"	\$121.30
THREE-WAY BALL VALVES		
8.709-227.0	1/2" x 1/2" x 1/2"	\$55.31
8.709-228.0	3/4" x 3/4" x 3/4"	\$53.08
8.709-229.0	1" x 1" x 1"	\$66.77
8.709-230.0	1-1/4" x 1-1/4" x 1-1/4"	\$106.83
8.709-231.0	1-1/2" x 1-1/2" x 1-1/2"	\$98.49
8.709-232.0	2" x 2" x 2"	\$136.87

CHEMICAL METERING VALVES - FLOW SELECTOR, 3 & 4 WAY

3-way and 4-way lever control with brass body.



- 3-Way
- Plumb for 2 Inlets and 1 Outlet or 1 Inlet and 2 Outlets
- 4-Way
- Plumb for 3 Inlets and 1 Outlet or 1 Inlet and 3 Outlets
- Rated Temperature: 180°F

PART NO.	DESCRIPTION	TEMP	LIST PRICE
8.710-108.0	1/4" FPT 3-Way	180°F	\$75.67
8.710-110.0	3/8" FPT 3-Way	180°F	\$81.23
8.710-113.0	1/4" FPT 4-Way	180°F	\$65.66

CHEMICAL METERING VALVES - SERIES 28, FLOW CONTROL



- PSI: 150
- Rated Temperature: 175°F
- Forged-Brass, Nickel-Plated Body
- Panel Mtg in 17/32" Hole
- Compact Size
- Double-Stem Seal

PART NO.	DESCRIPTION	TEMP	PSI	LIST PRICE
8.710-775.0	1/4", FPT Inlet/Outlet	175°F	150	\$40.84
8.710-776.0	3/8", FPT Inlet/Outlet	175°F	150	\$71.22

CHEMICAL METERING VALVES - BRASS



- PSI: 400 - 450
- Rated Temperature: 100°F
- 1/4" Inlet, Outlet
- Easy-Grip, Fluted Plastic Handle with Pointer
- Brass Body, Viton gland seal eliminates air leaks
- Panel Mount 11/16" or 3/4" Hole
- Extremely Compact T-Style

PART NO.	DESCRIPTION	PSI	LIST PRICE
8.710-773.0	"T" 1/4" F x F, Forged	440	\$51.07
9.802-188.0	"L" 1/4" M x M	440	\$48.63

CHEMICAL METERING VALVES - SERIES 28, FLOW CONTROL



9.802-187.0

9.802-532.0

- PSI: 4000
- GPM: 6
- 1/4" Inlet, Outlet
- Adjusts from off to full flow
- 9.802-187.0 has presettable limiting orifice
- Forged-Brass Body

PART NO.	DESCRIPTION	PSI	LIST PRICE
8.710-771.0	Flow Control	4000	\$46.52
9.802-187.0	Flow Control with Bottom Locking Adjustment	4000	\$85.13
9.802-532.0	Valve, Less Solenoid	4000	\$158.02

CHEMICAL METERING VALVES - FLOW CONTROL



The valve that "seals" (will not suck air).



- PSI: 3500
- Rated Temperature: 195°F
- 28" Vacuum - No Leak
- Viton Gland Seal Isolates Metering Threads from Solution
- Stainless-Steel Needle, Brass Seat
- 1/4" FPT Ports
- Heavy-Duty Brass Bar Stock Body
- Panel Mounts 5/8" Hole
- Large Easy-Grip Four-Lobe Handwheel
- Aluminum or Poly Available

PART NO.	DESCRIPTION	PSI	LIST PRICE
8.904-362.0	Metering Valve, Aluminum Knob	3500	\$40.84
8.904-361.0	Metering Valve, Poly Knob	3500	\$40.18

CHEMICAL METERING VALVES - SUTTNER DUAL - ST-66 MODEL

Chemical flow can be metered and shut off remotely from the injector. With two inlets, it also allows switching from one solution to another.



- Double-Metering Dial with Center OFF
- Panel Mount in Single 5/8" Hole
- Two Input Barbs - for Different Chemicals to Single Outlet Barb

PART NO.	DESCRIPTION	PANEL MOUNTING	LIST PRICE
8.710-779.0	ST-66	Single 5/8" Hole	\$32.94

THERMAL RELIEF VALVE/PUMP PROTECTOR COMPACT



- With and W/out 90° Hose Barb



PART NO.	SIZE	90° BARB	"TRIP" TEMP	LIST PRICE
8.712-544.0	1/4" MPT	No	145°F	\$35.50
8.712-545.0	3/8" MPT	No	145°F	\$34.83
9.802-181.0	3/8" MPT	Yes	145°F	\$11.58
9.804-025.0	1/4" MPT	Yes	145°F	\$14.02
8.707-250.0	3/8" MPT	Yes	190°F	\$27.93
9.803-670.0	1/2" MPT	Yes	190°F	\$29.27
8.707-256.0	1/2" MPT	Yes	145°F	\$12.36

REGULATOR VALVE - STEAM

For "combo" hot pressure washer / steamer units. The single-turn on / off diverter valve bypasses pump flow to reduce water flow to the coil, creating steam in place of normal hot water.



- PSI: 4000
- Rated Temperature: 175°F
Max Temperature: 300°F
- 1/4" MPT Inlet, Outlet
- Panel Mount in 11/16" or 3/4" Hole
- Machined-Brass Body
- Easy-Grip Plastic Knob

PART NO.	ORIFICE (MM)	PSI	LIST PRICE
8.711-263.0	0.8	4000	\$58.98
8.904-406.0	1.2	4000	\$55.64
8.904-407.0	1.5	4000	\$65.66
8.904-408.0	1.8	4000	\$67.33
8.904-409.0	2.0	4000	\$56.75

THERMAL RELIEF VALVE/PUMP PROTECTOR



A must for any pump that might ever be left in bypass mode (unloading) for more than 15 seconds. Protects the pump from overheating caused by recirculating water.



- Installs in Bypass Line
- Automotive Style Wax Element
- Automatically Resets at Cool Down to 115°F+
- No Adjustment Required
- 1/8" FPT Side Discharge
- PSI: 125 Inlet Pressure
- GPM: 2.5

PART NO.	INLET	GPM	"TRIP" TEMP	LIST PRICE
8.904-565.0	3/8" MPT	2.5	140°F	\$55.31
8.904-566.0	1/2" MPT	2.5	140°F	\$58.43
8.723-943.0	1/2" MPT	2.5	165°F	\$94.04

RUPTURE DISKS



- Temperature: 225°F
- 3/8" Inlet x 1/2" MPT Outlet
- Prevents dangerous thermal expansion of water in the coil
- Ensures operator safety

PART NO.	DESCRIPTION	MAX PSI	LIST PRICE
9.802-192.0	Assembly	7000	\$74.56
8.707-381.0	Assembly	8500	\$91.81

THERMAL RELIEF VALVE/PUMP PROTECTOR - TRV



- PSI: 145
- Opens Temperature: 135°F
- Low Profile
- Brass Body
- Plastic-Covered Barb

PART NO.	DESCRIPTION	PSI	LIST PRICE
8.712-547.0	3/8" Inlet, Low Profile, Brass Body	145	\$32.49
8.712-548.0	1/2" Inlet, Low Profile, Brass Body	145	\$34.61

PRESSURE RELIEF VALVES



Commonly referred to as a Pop-Off Valve.



- Temperature: 160°F
- GPM: 10
- MPT Inlets x End Vent Outlets
- Machined Brass
- Automatically Resets
- Prevents pressure overloads, protecting people and equipment

PART NO.	DESCRIPTION	MAX PSI	LIST PRICE
8.722-192.0	1/4", Silver Spring	1200	\$33.83
8.722-193.0	1/4", Red Spring	2400	\$34.50
8.722-194.0	1/4", Orange Spring	3600	\$35.06
8.722-190.0	3/8", Orange Spring	3600	\$38.05
9.802-191.0	3/8", Blue Spring	5000	\$31.72

SAFETY RELIEF VALVE



- PSI: 6000
- Brass Body

PART NO.	DESCRIPTION	PSI	LIST PRICE
8.711-219.0	Safety Relief Valve, 1/4" NPT Inlet End Discharge	6000	\$27.82
8.704-198.0	Safety Relief Valve, 3/8" NPT Inlet End Discharge	6000	\$27.82
8.711-218.0	Safety Assembly Valve, 1/2" NPT Inlet End Discharge	6000	\$27.82
8.711-233.0	Safety Relief Valve W/Side DIS&1/4" HB, 1/4"NPT Inlet	6000	\$35.61
8.711-232.0	Safety Relief Valve 6/6000 SID1/4" HB 3/8"NPT Inlet	6000	\$35.61
9.105-748.0	Valve, Pressure Relief 1/4"HB 1/2" Inlet 1/4"HB 1/2" NPT Inlet	6000	\$35.61

AIR VALVE - COIL BLOW OUT

Also good for water tank blowouts as well as blowing out irrigation lines.



- Threaded Connection
- 1/4" Brass Valve
- 1/8" Model is Stainless-Steel
- Valve Cap Included

PART NO.	DESCRIPTION	LIST PRICE
8.705-047.0	Stainless-steel, 1/8" MPT Connect	\$8.35
8.705-048.0	Lead Free Brass, 1/4" MPT Connect	\$9.02

FLOW METERS - VISI - FLOAT



- Installs in Bypass Line
- Automotive Style Wax Element
- Automatically Resets at Cool Down to 115°F+
- No Adjustment Required
- 1/8" FPT Side Discharge
- PSI: 125 Inlet Pressure
- GPM: 2.5
- 2" Scale

PART NO.	GPH	MATERIAL	METERING VALVE	LIST PRICE
8.710-097.0	.6-5	Brass	No	\$133.54
8.710-101.0	2-10	Brass	No	\$150.23
8.710-102.0	2-10	Brass	Yes	\$172.48
8.710-099.0	.6-5	Stainless-steel	No	\$188.06
8.710-100.0	.6-5	Stainless-steel	Yes	\$237.03
8.710-104.0	2-10	Stainless-steel	No	\$158.02
8.710-105.0	2-10	Stainless-steel	Yes	\$230.35

Note: All flow measurements must be on low-pressure side of pump

PRESSURE RELIEF VALVE - EASY-START, HIGH PSI



- Rated PSI: 4050
Permissible PSI: 4500
- Temperature: 176°F
- GPM: 8.0
- 3/8" MPT Inlet
- Hose Barb Outlet (8 mm)
- Machined-Brass Body
- Stainless-Steel Spring and Ball

PART NO.	DESCRIPTION	GPM	PSI	LIST PRICE
8.709-867.0	Easy-Start Valve	8.0	4500	\$39.40

PRESSURE GAUGES - PORT KIT



- PSI: 5000 Cold Water
- 1-3/4" Gauge
- 3/8" QC Socket
- 3/8" QC Plug

PART NO.	DESCRIPTION	QC SOCKET / PLUG	LIST PRICE
8.712-208.0	Pressure Gauge Kit	3/8" / 3/8"	\$48.74

PRESSURE RELIEF VALVE - EASY-START, LOW PSI



- Temperature: 195°F
- Machined-Brass Housing
- GPM: 8.0
- Stainless-Steel Internals

PART NO.	DESCRIPTION	INLET / OUTLET	PSI	LIST PRICE
9.804-065.0	Easy-Start Valve	1/4" MPT, 1/8" FPT	5000	\$34.50
9.802-190.0	Easy-Start Valve	3/8" MPT, 1/8" FPT	5000	\$35.83
8.709-865.0	Easy-Start Valve	3/8" MPT, 1/4" Barb	4100	\$32.94
8.709-866.0	Easy-Start Valve	3/8" MPT, 1/8" FPT	3500	\$48.41
9.802-137.0	Hose Barb (only) - 1/4" Barb x 1/8" MPT			\$1.73

PRESSURE GAUGES - 100 SERIES PNEUMATIC



- Black Lacquered Steel Case
- Bronze Bourdon Tube
- Dry Gauge
- 1/4" NPT Brass Mounting Stem
- Accuracy + 3-2-3%

PART NO.	PRESSURE RANGE	MOUNTING STEM	LIST PRICE
2" BOTTOM MOUNT			
8.710-307.0	0-60	1/4" NPT Brass	\$13.80
8.710-308.0	0-100	1/4" NPT Brass	\$13.80
8.710-309.0	0-200	1/4" NPT Brass	\$14.35
8.710-310.0	0-300	1/4" NPT Brass	\$14.25

PRESSURE GAUGE - FUEL / OIL



- PSI: 0-200
- Perfect for Testing Burner Pump Fuel Pressure
- Metal Housing
- 2" Bottom Mount, 1/4" NPSM

PART NO.	DESCRIPTION	PRESSURE RANGE	LIST PRICE
8.700-738.0	Fuel Oil Pressure Gauge	0-200 PSI	\$20.25

NOTE: NPSM - American National Straight Pipe Threads

PRESSURE GAUGES - ABS, CORROSION-RESISTANT



- 2-1/2", Bottom Mount
- Acid and Alkali Proof Plastic Case
- 1/4" NPT Brass Mounting Stem
- Accuracy, Dry: + 3-2-3%
- Accuracy, Filled: + 1.5%
- Bronze Bourdon Tube

PART NO.	PRESSURE RANGE	MOUNTING STEM	LIST PRICE
8.710-293.0	0-200 PSI	1/4" NPT Brass	\$37.72
8.710-294.0	0-300 PSI	1/4" NPT Brass	\$36.84
8.710-295.0	0-1000 PSI	1/4" NPT Brass	\$37.50
8.710-296.0	0-2000 PSI	1/4" NPT Brass	\$41.84
8.710-297.0	0-3000 PSI	1/4" NPT Brass	\$36.61
8.710-299.0	0-5000 PSI	1/4" NPT Brass	\$37.50

PRESSURE GAUGES - VACUUM - STAINLESS-STEEL



- Black Lacquered Steel Case
- Bronze Bourdon Tube
- Dry Gauge
- 1/4" NPT Brass Mounting Stem
- Accuracy + 3-2-3%

PART NO.	DESCRIPTION	LIST PRICE
2-1/2" BACK MOUNT WITH BRONZE INTERNALS		
8.710-246.0	30Hg - 0 Vacuum Gauge	\$42.29
MOUNTING HARDWARE FOR BACK MOUNT GAUGES		
8.710-223.0	U-Bracket, Mounting	\$8.62
8.710-228.0	3-Hole Flange, Mounting	\$9.12

PRESSURE REGULATOR, WATER 2-WAY



- PSI: 10 - 125
- 3/8" Valve
- Lowers city water pressure for better machine performance

PART NO.	DESCRIPTION	PSI	LIST PRICE
8.707-248.0	Pressure Regulator	10-125	\$530.81

PRESSURE GAUGES - STAINLESS-STEEL



- AISI 304 Stainless-Steel Case
- Bronze Bourdon Tube
- 99.5% Pure Glycerin Filled
- PSI and Bar Dual Scale
- 1/4" NPT Brass Mounting Stem
- Convex Magnifying Lens for Easy Readings
- Steel Needle and Peg
- Accuracy + 1.5%

PART NO.	PRESSURE RANGE	MOUNTING STEM	LIST PRICE
2-1/2" BOTTOM MOUNT WITH BRONZE INTERNALS			
8.710-270.0	0-100 PSI	1/4" NPT Brass	\$32.39
8.710-272.0	0-200 PSI	1/4" NPT Brass	\$33.83
8.710-273.0	0-300 PSI	1/4" NPT Brass	\$38.40
8.710-276.0	0-500 PSI	1/4" NPT Brass	\$34.61
8.710-278.0	0-1000 PSI	1/4" NPT Brass	\$23.04
8.710-280.0	0-2000 PSI	1/4" NPT Brass	\$23.04
8.710-281.0	0-3000 PSI	1/4" NPT Brass	\$37.72
8.710-283.0	0-4000 PSI	1/4" NPT Brass	\$32.94
9.804-017.0	0-5000 PSI	1/4" NPT Brass	\$35.28
8.710-286.0	0-6000 PSI	1/4" NPT Brass	\$34.61
9.804-001.0	0-10,000 PSI	1/4" NPT Brass	\$42.29

2-1/2" BACK MOUNT WITH BRONZE INTERNALS			
8.710-250.0	0-100 PSI	1/4" NPT Brass	\$38.73
8.710-254.0	0-500 PSI	1/4" NPT Brass	\$39.40
8.710-256.0	0-1000 PSI	1/4" NPT Brass	\$42.29
8.710-257.0	0-2000 PSI	1/4" NPT Brass	\$42.29
8.710-258.0	0-3000 PSI	1/4" NPT Brass	\$42.29
8.710-259.0	0-4000 PSI	1/4" NPT Brass	\$42.29
8.712-149.0	0-5000 PSI	1/4" NPT Brass	\$45.51
8.712-150.0	0-6000 PSI	1/4" NPT Brass (Includes bracket)	\$43.85
8.710-262.0	0-6000 PSI	1/4" NPT Brass	\$42.29
9.804-013.0	0-10,000 PSI	1/4" NPT Brass	\$57.31

MOUNTING HARDWARE FOR BACK MOUNT GAUGES			
8.710-223.0	U-Bracket, Mounting	1/4" NPT Brass	\$8.62
8.710-228.0	3-Hole Flange, Mounting	1/4" NPT Brass	\$9.12

PRESSURE GAUGES / TEMPERATURE TEST SET

Convenient test set provides both pressure and temperature check with one easy quick coupled connection at outlet of unloader or coil.



- Test Set 5000
500°F Thermometer
5000 PSI Pressure Gauge for Systems up to 2000 PSI
- Test Set 10,000
500°F Thermometer
10,000 PSI Pressure Gauge for Systems up to 5000 PSI

PART NO.	DESCRIPTION	LIST PRICE
8.904-559.0	Test Set 5000 (0-2500 PSI Systems)	\$ 194.74
8.904-558.0	Test Set 10,000 (0-5000 PSI Systems)	\$ 162.47

THROTTLE CONTROL - SPEEDMASTER

Stop overworking the engine and pump during bypass. Decelerator reduces engine speed when pump head pressure drops below 215 PSI, reduces flow during bypass, slows recirculation heat build-up.



- PSI: 3500
- Temperature: 300°F
- A Major System Saver for Gas Engine Units
- Machined-Brass Body
- Stainless-Steel Gland Components
- 1/4" Male Connect
- Viton Seals
- 42" Lined and Covered Control Cable
- Engine Speeds Infinitely Adjustable for "Fine Tuned" System Performance

PART NO.	DESCRIPTION	LIST PRICE
8.903-840.0	Throttle Control	\$221.45

VOLTMETERS



- Designated for OEM or Replacement
- Accuracy to + 5%
- Metal Case
- Rugged and Weather-Resistant
- Bright Stainless Bezel
- Utilize as Constant Monitor or as Test Instruments
- Fits 2-1/16" Mounting Hole

PART NO.	DESCRIPTION	LIST PRICE
8.712-159.0	Voltmeter 120V	\$77.90

TACH/HR METER



PART NO.	DESCRIPTION	LIST PRICE
8.904-540.0	12VDC,SENDEC W/Magnet Tool	\$60.65

TEMPERATURE GAUGE

Dial thermometers.



- 3" Diameter Dial - Stainless-Steel Case
- Shatter-Resistant Polycarbonate Lens
- Stainless-Steel Stem (2.5")
- 1/2" MPT Connector
- Accuracy to within 3% of Dial Range (50-500=+ 6.8°F)

PART NO.	DESCRIPTION	LIST PRICE
8.712-488.0*	Temp Gauge +50° to 500°F	\$52.30

**"Thermwell" to be used with dial thermometers in systems over 300 PSI. For best results, fill Thermwell with liquid silicon or glycol to increase sensitivity and accuracy of readings.

TEMPERATURE GAUGE - THERMWELL

For use with above temperature gauge.



- PSI: 2000 Collapse Protection
- 1.75" Immersion Length
- Stainless-Steel, 3/4" MPT x 1/2" FPT

PART NO.	DESCRIPTION	LIST PRICE
8.712-489.0	Thermwell for 8.712-488.0	\$54.31

\$Elapsed Time



- No Battery Required
- Digital Quartz Accuracy (+ .02%)
- Extremely Rugged and Tamperproof
- Sealed from Dirt and Moisture
- Requires 2" Panel Cutout

PART NO.	DESCRIPTION	LIST PRICE
8.749-183.0	EL 5-80V AC/DC 50/60 Hz	\$61.77
9.802-283.0	24-240V AC - Rectangle	\$71.22
8.904-540.0	Tach/Hour 12V DC with Magnet Tool	\$60.65

BRIGGS & STRATTON ENGINES - GASOLINE

Briggs & Stratton's top-of-the-line engines have proven performance in the pressure washer industry. They contain the power to complete any job faster and easier with less wear and tear on major engine components.




- Easy, Quick-Starting
- OilGaurd® Low-Oil Shutdown
- State-of-the-Art Carburetion System
- Large Fuel Tank

PART NO.	HP	SHAFT DIA	START	CHARGE RATE	FUEL TANK	MODEL NO.	LIST PRICE
8.754-819.0	18	1"	Electric	20 Amp	N/A	Vanguard	\$2,871.02

Note: Mufflers for the above engine are sold separately. See Briggs & Stratton Engine Parts section below.

BRIGGS & STRATTON ENGINE PARTS


Genuine Briggs & Stratton replacement parts are available. Please provide engine model / type / code to ensure proper fit of replacement parts. All are authorized manufacturer replacement parts.



PART NO.	DESCRIPTION	LIST PRICE
8.701-826.0	Briggs 16/18 HP Vanguard, Oil Filter	\$ 30.16
8.701-820.0	Briggs 5 HP Industrial, Air Filter	\$ 25.59
8.701-823.0	Briggs 16/18 HP Vanguard, Air Filter	\$ 39.40
8.718-021.0	Sparkplug, Vanguard, RC12YC	\$ 12.46
8.759-457.0	Spark plug Vanguard 10HP	\$ 10.23
8.759-458.0	Spark plug Vanguard 14HP	\$ 25.01
8.759-456.0	Air filter Vanguard 14HP	\$ 68.94
8.759-455.0	Air filter Vanguard 10HP	\$ 47.27
9.802-672.0	Muffler, Exhaust Briggs 16HP, Hi-Right	\$ 176.94

HONDA ENGINE PARTS

Original Honda replacement parts from the factory. Filters are a great add-on to every service order. All are authorized manufacturer replacement parts.



PART NO.	DESCRIPTION	LIST PRICE
8.701-830.0	Honda 18/20 HP, Oil Filter	\$ 27.27
8.701-764.0	Honda GX160, Air Filter	\$ 58.43
8.701-780.0	Honda GX240/270, Air Filter	\$ 62.32
8.701-781.0	Honda GX340, Air Filter	\$ 89.59
8.701-782.0	Honda GX610/620, Air Filter (old style)	\$ 130.20
8.701-783.0	Honda GX610/620, Air Filter (new style)	\$ 115.73
8.718-117.0	Honda GX All, Sparkplug	\$ 11.58
8.750-737.0	Honda M20-1.50 X 3/8 FPT, Adapter	\$ 36.39

ENGINES - KOHLER LOMBARDINI - DIESEL

Kohler Lombardini water cooled diesel engines provide superior power and quiet operation.



- Diesel Powered
- Water Cooled

PART NO.	HP	SHAFT DIA	START	CHARGE RATE	FUEL TANK	MODEL NO.	LIST PRICE
8.753-906.0	26.8	1-1/2"	Electric	N/A	No	LDW1003, Water Cooled	\$ 14,789.11



ENGINE PARTS - KOHLER LOMBARDINI

Factory direct Kohler parts. All are authorized manufacturer replacement parts.



8.717-912.0



8.717-915.0

PART NO.	DESCRIPTION	ENGINE MODEL	LIST PRICE
8.717-912.0	Oil Filter	LDW602/903/1003	\$ 101.26
8.717-915.0	Air Filter	LDW602/903/10003	\$ 111.28
8.717-909.0	Fuel Filter	LDW602/903/1003	\$ 96.81

STARTER SOLENOID - 12V DC

Universal type used on many lawn and garden tractors and mowers.



- Double Terminal - 5/16", 24 Studs
- Same as used on 16 HP B & S Vanguard Engines
- Rated for Intermittent Duty (i.e. for starting small gasoline engines)

PART NO.	DESCRIPTION	LIST PRICE
8.701-691.0	12V DC Starter	\$33.38

VOLTAGE REGULATOR - HEAVY-DUTY 15V



- Eliminates need for battery on 12 volt recoil hot water washers

PART NO.	DESCRIPTION	LIST PRICE
9.802-531.0	Regulator, Voltage 15 Volts	\$348.31

KEYED IGNITION SWITCH - 12V DC



- Universal Style / 5 Pole
- Off / On Start (Spring Back to On)
- Panel Nut and Star-Lock Washer
- Two keys included
- Has two auxiliary circuits
- Universal - used for small engine controls on many lawn and garden tractors, mowers

PART NO.	DESCRIPTION	LIST PRICE
8.701-689.0	Keyed Ignition Switch, 5 Pole	\$ 45.07
8.701-690.0	Keyed Ignition Switch, 6 Pole	\$ 115.73

BALDOR MOTORS - C-FACE OPEN DRIP PROOF (ODP)

Built to "industrial" specifications.



PART NO.	MOTOR HP	RPM	SHAFT DIA	BOLT CIRCLE	FRAME C-FACE	FULL LOAD AMPS	VOLTAGE	MODEL	LIST PRICE
SINGLE-PHASE MOTORS									
9.107-929.0	2.0	1725	5/8"		56C	16.4/8.2	115/230	EPCL1322M	\$ 1,468.90
8.709-754.0	3.0	3450	5/8"	5-7/8"	56C	13.7/12.5	208/230	35K316Y771A4	\$ 1,140.62
8.709-723.0	3.0	1725	5/8"	5-7/8"	184CZ	32/16	115/230	36G309-2761	\$ 1,596.87
8.709-727.0	4.0	1725	5/8"	5-7/8"	182CZ	17.5/16	208/230	36G551X401G1	\$ 1,741.53
8.709-728.0	4.0	3450	5/8"	5-7/8"	56C	38/21/19	115/208/230	35K316S276G1	\$ 1,146.18
8.709-730.0	5.0	1725	1-1/8"	7-1/4"	184TC	25/23	208/230	CL1410TM	\$ 1,646.94
8.709-731.0*	5.0	3450	5/8"	5-7/8"	56HCY	24/23	208/230	PCL1327M	\$ 1,224.08
8.709-733.0	6.0	1725	1-1/8"	7-1/4"	184TCZ	26	230	36G601X288G1	\$ 1,975.22
8.709-734.0	7.5	1725	1-1/8"	7-1/4"	215C	36/33	208/230	37N007X177G1	\$ 2,709.67

* SPECIAL MOTOR/ODTF- OPEN DRIP PROOF TANDEM FAN

BALDOR MOTORS - OPEN DRIP PROOF (ODP)

Industrial-grade motors built specifically to meet or exceed the demands for the pressure washer industry.



■ The Industry Standard

■ U.L. Listed



1 Phase, 56 Frame



1 Phase, 184T Frame



3 Phase, 184T Frame

PART NO.	MOTOR HP	VOLTAGE	RPM	SHAFT DIA	FRAME	FULL LOAD AMPS	MODEL	LIST PRICE
SINGLE-PHASE MOTORS								
8.804-516.0	1.5	115V	1725	5/8"	56C	13.6	35R735R770G1	\$839.05
8.754-709.0	S 2.0	115V	1750	5/8"	56C	16.4	35E3197L171G1	\$1,061.61
8.754-710.0	2.0	115/230V	3470	5/8"	56C	15.6/7.8	35U075L138G1	\$1,069.40
9.107-929.0	2.0	115/230V	1725	5/8"	56C	16.4/8.2	EPCL1322M	\$1,468.90
8.715-158.0	2.3	115V	1750	5/8"	56C	18	35Q899R328G1	\$949.22
8.709-751.0	3.0	115/230V	1725	1-1/8"	184T	32/16	L1408TM	\$1,368.74
8.715-090.0	3.0	208/230V	1725	5/8"	56HC	12.5	35M895T356	\$816.80
8.715-144.0*	5.0	200V	3450	3/4"	56CZ	24.5	35V142R510G1	\$1,151.75
8.715-146.0	5.0	208/230V	3450	3/4"	56CZ		35L358S214G1	\$1,112.80
8.709-759.0*	5.0	208/230V	3450	5/8"	56/56H	23/24	PL1327M	\$1,129.49
8.709-757.0*	5.0	208/230V	1725	1-1/8"	184T	25/23	L1410TM	\$1,608.00
8.715-091.0	5.0	230V	1725	7/8"	184TCZ	23	36L306W903G1	\$2,030.86
8.715-142.0	S 5.0	230V	1725	1-1/8"	182TZ	23	36J800X811	\$1,329.80
9.802-337.0	6.2	200V	1725	1-1/8"	184TZ	30.7	36J468Y852	\$1,708.15
9.802-336.0**	S 6.2	230V	1725	1-1/8"	184TZ	26	36K907T466	\$1,580.18
8.715-102.0	S 7.5	230V	1725	1-3/8"	215TZ	31	37H404W885G1	\$2,420.34
8.715-097.0	S 7.5	230V	1725	1-3/8"	215T	31	L1510T	\$2,131.01
8.715-163.0	8.2	208V	1740	1-3/8"	215T	36.5	37H847Y711G1	\$2,587.26
8.715-165.0	8.2	230V	1740	1-3/8"	215T	34.5	37H847Y712	\$2,386.96
8.715-168.0	8.2	230V	3450	1-1/8"	184T	32.8	36E002Y277G1	\$1,969.66
8.725-973.0	8.2	230V	1740	1-3/8"	215T	34.5	37L276Y712G1	\$2,581.70
THREE-PHASE MOTORS								
8.751-009.0**	5.0	575V	1750	1-1/8"	184T	5.3	EM3218T-5	\$1,830.56
8.751-004.0**	6.2	208-230/460	1750	1-1/8"	184T	17.6-17.4/8.7	36G548S590G1	\$1,724.84
8.751-014.0**	7.5	208-230/460	1770	1-3/8"	213T	20.4-19.4/9.7	EM3311T	\$2,164.40
8.750-999.0**	8.2	208-230/460	1770	1-3/8"	215T	22.2/11.1	37F614S938G1	\$2,220.04
8.751-005.0**	8.2	575V	3450	1-1/8"	184T	7.4	36G548S515G1	\$1,991.91

\$Note: Amp draw ratings require adequate wire size and full voltage to apply. Full load Amp ratings apply only when full rated.

* SPECIAL MOTOR/ODTF- OPEN DRIP PROOF TANDEM FAN** OPSB = Additional slotted bands to vent the heat.

MOTORS - TOTALLY ENCLOSED FAN COOLED (TEFC)

Featuring heavy-gauge steel frames, ball bearings, welded base and "snap-action" starting for reliability. Built to industrial specifications.



PART NO.	MOTOR HP	RPM	SHAFT DIA	BOLT CIRCLE	FRAME / C-FACE	FULL LOAD AMPS	VOLTAGE	MODEL	LIST PRICE
SINGLE-PHASE MOTORS									
8.709-767.0	1.5	1725	5/8"	5-7/8"	56C	12/6	115/230	PCL3514M	\$ 875.77
8.723-881.0	2.0	1725	5/8"		56C	17.6/8.8	115/230	35W249T988G1	\$ 1,041.58
8.709-774.0	2.0	3450	5/8"	5-7/8"	56C	17.6/8.8	115/230	PCL3515M	\$ 946.99
8.709-779.0	3.0	3450	5/8"	5-7/8"	56C	13.7/12.5	208/230	PCL3519M	\$ 1,135.06
8.709-784.0	5.0	1725	1-1/8"	7-1/4"	184TC	23	230	CL3612TM	\$ 2,103.19
8.709-737.0	7.5	1725	1-1/8"	7-1/4"	215C	34.1/30.8	208/230	37H209T032	\$ 3,093.58
8.709-793.0	10.0	1740	1-3/8"		215T	38	230	L3712T	\$ 4,718.27
THREE-PHASE MOTORS									
8.751-318.0	5.0	1750	1-1/8"	7-1/4"	184TC	13.9-13.4/6.7	208-230/460	CEM3615T	\$ 2,420.34
8.751-016.0	10.0	1770	1-3/8"		215T	25.4-24/12	208-230/460	EM3714T	\$ 2,292.37

MOTORS - A.O. SMITH - PRESSURE WASHER - OPEN DRIP PROOF (ODP)

Excellent power efficiency.



PART NO.	MOTOR HP	RPM	SHAFT DIA	BOLT CIRCLE	FRAME / C-FACE	FULL LOAD AMPS	VOLTAGE	MODEL	LIST PRICE
SINGLE-PHASE MOTORS									
8.709-808.0	6.0	3600	7/8"	5-7/8"	56Y	22.0	208/230	B869	\$ 1,218.52

REFERENCE / CALCULATION GUIDE

Conversion Factors	Horsepower (HP) Equations	QUESTIONS AND ANSWERS
1 inch = 25.4 mm	HP = $\frac{\text{GPM} \times \text{PSI}}{1460}$	How fast do I turn my pump to give me a desired GPM?
1 cm = 0.394 inch	PSI = $\frac{\text{HP} \times 1460}{\text{GPM}}$	Required RPM = $\frac{(\text{Desired GPM} \times \text{Rate RPM})}{\text{Rated GPM}}$
1 gal H2O = 8.33 lbs.	GPM = $\frac{\text{HP} \times 1460}{\text{PSI}}$	How fast do I turn my pump to give me a desired GPM?
1 oz. = 23.35 gram		Pump Pulley Diameter = $\frac{\text{Motor Pulley Diameter} \times \text{Motor RPM}}{\text{Pump RPM}}$
1 gal = 3.79 liter		
1 liter = 0.2642 gal		

MOTORS - WEG - PRESSURE WASHER

Built to industrial specifications.



- Rolled Steel Platform



PART NO.	MOTOR HP	SHAFT DIA	FRAME	FULL LOAD AMPS	VOLTAGE	MODEL	LIST PRICE
MOTORS- WEG-PRESSURE WASHER- OPEN DRIP PROOF (ODP) - THREE-PHASE MOTORS							
8.756-425.0	5.0	1-1/8"	182/4T	14.0-12.7/6.33	190/380/208-230/460	005180T3E184T-S	\$ 1,201.82
8.755-598.0	5.0	1-1/8"	182/4T	14.6	200	005180T3P184T-S	\$ 1,263.03
8.755-604.0	7.5	1-3/8"	213/5T	20.5-18.5/9.25	190/380/208-230/460	007180T3E213T-S	\$ 1,157.31
8.755-606.0	7.5	1-3/8"	213/5T	21.0	200	007180T3P213T-S	\$ 1,658.07
8.755-599.0	10.0	1-3/8"	213/5T	28.5	200	010180T3P215T-S	\$ 2,041.99
8.755-605.0	10.0	1-3/8"	213/5T	27.4-24.8/12.4	190/380/208-230/460	010180T3E215T-S	\$ 1,752.66
8.755-600.0	15.0	1-5/8"	254/6T	42.2	200	015180T3P254T-S	\$ 2,603.95
8.755-601.0	20.0	1-5/8"	254/6T	56.8	200	020180T3P256T-S	\$ 2,898.84
8.756-431.0	20.0	1-5/8"	254/6T	55.3-50.0/25.0	208-230/460	020180T3E256T-S	\$ 2,893.28
MOTORS- WEG-PRESSURE WASHER- TOTALLY ENCLOSED FAN COOLED (TEFC) - SINGLE-PHASE MOTORS							
8.759-044.0	1.5	5/8"	56C		115/230	1750	\$ 1,043.81
8.759-045.0	2.0	5/8"	56C	16.2/8.12	115/230	1725	\$ 1,061.61
8.759-046.0	3.0	5/8"	56C		208/230	1725	\$ 1,257.46
8.759-047.0	5.0	1 1/8"	182/4T	22.7	200	1755	\$ 1,724.84
8.759-048.0	5.0	1 1/8"	182/4T	20.4	230	1755	\$ 1,624.69
8.759-049.0	5.0	3/4"	182/4TCZ		230	1755	\$ 2,425.90
8.759-053.0	6.2	1 1/8"	182/4TZ	27.7	200	1750	\$ 2,258.98
8.759-054.0	6.2	1 1/8"	182/4TZ	24.3	230	1750	\$ 2,236.73
8.759-057.0	7.5	1 1/8"	213/5TZ	33.1	200	1745	\$ 2,509.36
8.759-067.0	10.0	1 3/8"	213/5TZ		200	1750	\$ 3,026.82
8.759-069.0	10.0	1 3/8"	213/5TZ		230	1740	\$ 2,381.39
MOTORS- WEG-PRESSURE WASHER- TOTALLY ENCLOSED FAN COOLED (TEFC) - THREE-PHASE MOTORS							
8.759-050.0	5.0	1 1/8"	182/4T	14.9	200	1750	\$ 1,201.82
8.759-051.0	5.0	1 1/8"	182/4T	13.0/6.49	230/460	1750	\$ 1,190.70
8.759-052.0	5.0	1 1/8"	182/4T	5.19	575	1750	\$ 1,201.82
8.759-056.0	6.2	1 1/8"	182/4T		230/460	1740	\$ 1,346.49
8.759-059.0	7.5	1 3/8"	213/5T		200	1770	\$ 1,902.89
8.759-061.0	7.5	1 3/8"	213/5T		575	1770	\$ 2,036.42
8.759-064.0	8.2	1 3/8"	213/5T		200	1770	\$ 2,075.37
8.759-065.0	8.2	1 3/8"	213/5T		230/460	1770	\$ 2,075.37
8.759-066.0	8.2	1 3/8"	213/5T		575	1770	\$ 2,075.37
8.759-070.0	10.0	1 1/8"	213/5T	28.1	200	1760	\$ 2,236.73
8.759-071.0	10.0	1 1/8"	213/5T	24.4/12.2 A	230/460	1760	\$ 2,214.47
8.759-072.0	10.0	1 1/8"	213/5T	9.76	575	1760	\$ 2,236.73
8.759-073.0	15.0	1 3/8"	254/6T	41.9	200	1770	\$ 3,110.28
8.759-074.0	15.0	1 3/8"	254/6T	36.4/18.2 A	230/460	1770	\$ 3,093.58
8.759-075.0	15.0	1 3/8"	254/6T	14.6	575	1770	\$ 3,121.40
8.759-076.0	20.0	1 3/8"	254/6T	56.8	200	1765	\$ 3,677.80
8.759-077.0	20.0	1 3/8"	254/6T	49.4/24.7 A	230/460	1765	\$ 3,644.42
8.759-078.0	20.0	1 3/8"	254/6T	19.8	575	1765	\$ 3,688.93

SMALL ENGINE TEST EQUIPMENT



SPARK TESTER

- Connects between plug and plug wire
- Totally Contained Spark
- Engine will run with tester attached
- Neon test light verifies proper ignition
- Handy tool allow safe, easy visual inspection of ignition output



COMPRESSION TESTER

- Designed for small engines
- 2-1/2" dial reads up to 300 PSI
- 12" flexible hose to reach spark plug holes
- Adapters for 14 mm and 18 mm spark plug holes
- Built-in pressure holding / release valves

PART NO.	DESCRIPTION	LIST PRICE
8.701-680.0	Spark Tester	\$31.04
8.701-682.0	Compression Tester	\$113.51

COUPLERS SECTIONS - BROWNING / LOVEJOY

Listed as individual coupler sections (half) to allow flexibility in design. For complete coupler select: Bore size for motor + Bore size for pump + Spider = Complete Coupler.

Please Note: Select halves from same series as listed in groups below. (e.g. All "090/095", "099/100")



PART NO.	DESCRIPTION	BORE	LIST PRICE
090/095 SERIES: UP TO 3 HP ELECTRIC OR 4 HP GAS			
8.709-620.0	Coupler Half	24 mm	\$36.72
8.709-634.0	Coupler Half	3/4" (090)	\$23.37
8.709-639.0	Buna Spider for 090 (STD)		\$22.92
099/100 SERIES: UP TO 5-7 1/2 HP ELECTRIC OR 5-13 HP GAS			
8.709-626.0	Coupler Half	3/4" (100)	\$71.22
8.709-625.0	Coupler Half	20 mm (100)	\$95.70
8.709-627.0	Coupler Half	24 mm (099)	\$74.56
8.709-628.0	Coupler Half	24 mm (100)	\$104.05
8.709-629.0	Coupler Half	1" (100)	\$69.56
8.709-632.0	Coupler Half	1-1/8" (100)	\$71.78
8.709-637.0	Coupler Half	1-3/8" (100)	\$72.89
8.709-633.0	Buna Spider for 099/100 (STD)		\$39.06

PULLEY BUSHINGS

Split taper "H"



- Split Taper, Malleable Iron
- Keyed to Both Shaft and Hub
- Highest Torque Carrying Capacity

PART NO.	SIZE	LIST PRICE
MOTOR / ENGINE BUSHINGS		
9.802-397.0	H X 5/8"	\$25.15
9.803-897.0	H X 3/4"	\$23.70
8.715-633.0	H X 7/8"	\$23.70
9.802-399.0	H X 1"	\$25.15
9.802-400.0	H X 1-1/8"	\$24.26
9.802-401.0	H X 1-3/8"	\$25.15
8.715-638.0	H X 1-3/8" - 6B, Spline	\$62.32
PUMP BUSHINGS		
8.711-118.0	H X 20 mm	\$20.81
8.711-119.0	H X 22 mm	\$17.02
9.802-402.0	H X 24 mm	\$24.70
9.802-403.0	H X 25 mm	\$25.81
8.715-646.0	H X 30 mm	\$33.83
8.711-124.0	H X 32 mm	\$13.69
8.711-125.0	H X 35 mm	\$22.14

PULLEYS

Fits Interpump, General and Admiral XLS, XDS Series pumps, plus XD3040, XD3047, XD3047, XD3055 and XD3065.



- Double Groove
- 24 mm Bore
- 2 x A Groove

PART NO.	OD	LIST PRICE
8.711-115.0	4.0"	\$ 129.08
8.711-116.0	5.5"	\$ 93.48
8.711-117.0	6.3"	\$ 96.26

V-BELTS - SUPER "GRIPNOTCH"



- Full Line of Belts
- "V"-notched for longer life and better performance

PART NO.	SIZE	LIST PRICE
8.759-480.0	BX25	\$ 20.70
8.715-669.0	AX26	\$ 12.91
8.715-671.0	AX28	\$ 15.80
8.715-672.0	AX29	\$ 15.80
8.715-673.0	AX30	\$ 15.80
9.804-026.0	AX31	\$ 16.47
9.803-896.0	AX33	\$ 17.25
9.802-407.0	AX34	\$ 17.25
9.803-683.0	AX35	\$ 17.92
9.802-408.0	AX36	\$ 18.02
9.802-409.0	AX37	\$ 19.25
9.802-410.0	AX38	\$ 19.25
9.803-543.0	AX39	\$ 19.25
9.804-005.0	AX40	\$ 20.14
8.715-682.0	AX41	\$ 20.14
9.802-411.0	AX42	\$ 20.92
8.715-684.0	AX46	\$ 21.70
9.802-412.0	S BX22	\$ 21.14
9.802-413.0	BX32	\$ 20.14
9.802-415.0	BX35	\$ 20.92

PART NO.	SIZE	LIST PRICE
9.802-416.0	S BX36	\$ 23.04
8.715-698.0	BX37	\$ 23.70
8.710-745.0	BX38	\$ 24.37
9.802-418.0	BX39	\$ 27.27
8.715-701.0	S BX40	\$ 27.27
8.715-702.0	BX41	\$ 27.27
9.802-419.0	BX42	\$ 29.49
9.802-420.0	BX43	\$ 31.04
9.802-421.0	BX44	\$ 32.27
8.710-756.0	BX45	\$ 36.84
8.715-706.0	BX46	\$ 34.50
8.715-707.0	BX47	\$ 31.72
8.715-708.0	BX48	\$ 35.16
8.710-761.0	BX49	\$ 32.94
8.715-709.0	BX50	\$ 37.50
8.715-710.0	BX51	\$ 39.40
8.715-712.0	BX54	\$ 43.51
8.710-766.0	BX56	\$ 55.53
8.715-711.0	BX52	\$ 45.07
8.715-713.0	BX68	\$ 61.20

PULLEYS - SHEAVES

High-quality, cast-iron pulleys, Cast design. All sizes available.



AK Pulley



2AK Pulley



BK Pulley



2BK Pulley



3TB Pulley

PART NO.	SIZE	OD	LIST PRICE
8.715-517.0	AK21*	2.10"	\$24.26
8.715-519.0	AK23*	2.30"	\$9.57
9.804-028.0	AK28*	2.80"	\$31.38
8.715-527.0	AK32H	3.25"	\$21.70
8.715-530.0	AK34H	3.45"	\$41.84
9.803-898.0	AK39H	3.75"	\$51.30
9.802-369.0	AK74H	7.25"	\$93.48
8.715-538.0	AK84H	8.25"	\$77.90
8.715-539.0	AK89H	8.75"	\$60.09
9.802-371.0	2AK32H	3.25"	\$84.57
9.804-047.0	2AK34H	3.45"	\$43.07
8.715-546.0	2AK44H	4.25"	\$96.26
8.715-547.0	2AK46H	4.60"	\$96.81
8.715-548.0	2AK49H	4.75"	\$100.15
8.715-549.0	2AK51H	4.95"	\$106.83
9.802-372.0	2AK54H	5.25"	\$113.51
8.715-555.0	2AK64H	6.25"	\$133.54
9.802-374.0	2AK74H	7.25"	\$125.75
9.802-375.0	2AK84H	8.25"	\$156.90
9.803-548.0	2AK94H	9.25"	\$155.79
8.715-560.0	BK30H	3.30"	\$39.51
9.802-377.0	BK32H	3.35"	\$55.64
9.802-378.0	BK34H	3.55"	\$54.19
9.802-379.0	BK36H	3.75"	\$59.54
8.715-566.0	BK40H	3.95"	\$59.54
8.710-823.0	BK47K	4.45"	\$83.46
8.710-831.0	BK52H	4.95"	\$79.57

PART NO.	SIZE	OD	LIST PRICE
8.710-837.0	BK60H	5.75"	\$86.25
8.715-568.0	BK65H	6.25"	\$43.85
8.715-570.0	BK70H	6.75"	\$89.02
8.715-571.0	BK75H	7.25"	\$35.83
9.802-380.0	BK80H	7.75"	\$79.57
8.715-573.0	BK85H	8.25"	\$109.05
8.715-574.0	BK90H	8.75"	\$114.62
8.715-576.0	2BK32H	3.35"	\$89.59
9.802-382.0	2BK34H	3.55"	\$99.04
9.802-383.0	2BK36H	3.76"	\$120.18
9.802-384.0	2BK40H	3.95"	\$99.60
9.802-385.0	2BK45H	4.25"	\$113.51
8.715-582.0	2BK47H	4.45"	\$90.14
8.715-583.0	2BK50H	4.75"	\$92.36
9.802-386.0	2BK52H	4.95"	\$119.07
8.715-585.0	2BK55H	5.25"	\$121.30
9.803-299.0	2BK57H	5.45"	\$131.31
9.802-387.0	2BK60H	5.75"	\$137.99
9.804-060.0	2BK65H	6.25"	\$117.96
9.802-388.0	2BK67H	6.45"	\$134.65
8.715-591.0	2BK70H	6.75"	\$150.23
9.802-389.0	2BK80H	7.75"	\$140.21
8.715-593.0	2BK90H	8.75"	\$151.34
9.802-391.0	2BK100H	9.75"	\$219.22
9.802-392.0	3TB34	3.75"	\$123.52
9.802-394.0	3TB40	4.35"	\$151.34

BURNERS - BECKETT - 115V / 230V



- .4 to 3 GPH firing rate
- 6-1/4" Blower Fan, 115V and 230V
- 3,450 RPM Pump / Blower Motor
- Solid-State Ignition
- Beckett "CleanCut" Fuel Pump with Oil Valve
- Air Tube: 2-3/4"
- UL-Recognized

PART NO.	DESCRIPTION	LIST PRICE
8.709-325.0	Beckett AFG 115	\$1,057.16
8.709-326.0	Beckett AFG 230	\$1,185.13

BURNER CHART - BECKETT



BURNER			MOTOR		BLOWER WHEEL		IGNITOR ASSEMBLY	
PART NO.	DESCRIPTION	BECKET NO.	PART NO.	BECKET NO.	PART NO.	BECKET NO.	PART NO.	BECKET NO.
8.709-326.0	AFG, 240V 3"	VMG202	8.750-518.0	22825U	9.802-649.0	2999U	8.751-780.0	5199701U
8.709-325.0	AFG, 120V AC	VMG902	9.802-642.0	21805U	9.802-649.0	2999U	9.802-647.0	51771U
8.709-327.0	ADC, 13.5V DC - without ICB*	VMG504	9.802-638.0	52145U	9.802-636.0	2999AU	8.751-784.0	5218301U
8.709-328.0	ADC, 13.5V DC	VMG505	9.802-638.0	52145U	9.802-636.0	2999AU	8.751-784.0	5218301U
8.717-071.0	SM, 120V	HO1501	8.701-090.0	2364U	9.803-057.0	2383U	9.803-060.0	51824U
8.717-090.0	SM, 240V	HO1301	8.701-093.0	21344U	9.803-057.0	2383U	8.751-781.0	5199702U

*Ignition Control Board

BURNER			FUEL PUMP		SOLENOID WITH CORD SET		TUNE UP KIT	
PART NO.	DESCRIPTION	BECKET NO.	PART NO.	BECKET NO.	PART NO.	BECKET NO.	PART NO.	BECKET NO.
8.709-326.0	AFG, 240V AC	VMG202	9.802-644.0	2184403U	8.900-082.0	N/A	8.723-715.0	578730
8.709-325.0	AFG, 120V AC	VMG902	9.802-645.0	2184405U	8.900-081.0	N/A	8.723-715.0	578730
8.709-327.0	ADC, 13.5V DC - without ICB*	VMG504	9.802-562.0	2184402U	8.900-080.0	N/A	8.723-715.0	578730
8.709-328.0	ADC, 13.5V DC	VMG505	9.802-562.0	2184402U	8.900-080.0	N/A	8.723-715.0	578730
8.717-071.0	SM, 120V	HO1501	9.802-645.0	2184405U	8.900-081.0	N/A	8.723-715.0	578730
8.717-090.0	SM, 240V	HO1301	9.802-644.0	2184403U	8.900-082.0	N/A	8.723-715.0	578730

*Ignition Control Board

BURNERS - BECKETT 14V DC



- 14V, Solid-State Ignition
- 1/6 HP
- 3,450 RPM
- 4-1/4" Fan
- Max Rate 2.5 GPH
- Beckett "CleanCut" Fuel Pump with Oil Valve

PART NO.	DESCRIPTION	OIL VALVE	ELECTRIC EYE	MOTOR RPM	LIST PRICE
8.709-327.0	Beckett, 13.5V, VMG504	Yes	-	3450	\$1,507.84
8.709-328.0	Beckett, 13.5V, VMG505	Yes	Yes	3450	\$1,619.12

Note: Proper operation requires an engine with 16+ Amp alternator and deep-cycle battery on nightly, overnight recharge

FLEX COUPLINGS - BECKETT



PART NO.	BECKETT NO.	DESCRIPTION	LIST PRICE
9.802-648.0	2454	A/AF/AFG/NX	\$7.90
9.803-058.0	2433	5/16" X 1/2" SR/SF/SM/CF	\$8.01
9.802-637.0	2140501U	12V DC ADC	\$14.58

BURNER PARTS - BECKETT - MISC REPAIR



PART NO.	BECKETT NO.	DESCRIPTION	LIST PRICE
9.802-651.0	31332	Mntg Flange Gasket, 323005	\$7.34
8.701-059.0	578726	Electrode Insltr Assy,- SDC	\$28.04
8.701-063.0	5432	Flange, Adj, with Gasket (All)	\$24.60
8.723-912.0	5850	Flange, Split, Adj, with Gasket	\$36.72
8.701-070.0	31653	\$Gasket, Universal Flange(Replaces 3616)	\$6.18
9.802-653.0	31802	Gasket, Mtg Flange, 4 slot Square (Replaces 3416)	\$4.50
8.701-085.0	5717 (51400)	Knurled Nut Kit ADC	\$12.02
8.701-134.0	51304	Gasket Kit, Xfmr Mntg -A/AF/AFG/NX	\$7.57
9.802-676.0	7006U	Cad Cell Eye with leads-A/AF/AFG/NX/SR/SF	\$38.05
8.701-137.0	7556A0000U (7556A)	Burner Control, 12V DC	\$449.57
8.701-133.0	3245	Spring, Xfmr Contact	\$6.68
8.701-074.0	5151501	Air Band, 8 Slot- A/AF/AFG	\$7.90

BURNER PARTS - BECKETT - ELECTRODE / INSULATOR ASSEMBLY



PART NO.	BECKETT NO.	DESCRIPTION	LIST PRICE
9.802-668.0	5780	Electrode Insulator Kit: AF/AFG/AR/SF/SR	\$31.04
8.717-978.0	578728	Electrode Insulator Assembly EA17305H-ADC	\$25.48
9.802-669.0	578711	Electrode Insulator Assembly EA13602J withContact	\$25.15
9.802-670.0	578727	Electrode Insulator Assembly EA15602J	\$25.81

BURNER CONTROLLER AND CONTRACTOR TOOL - GENISYS™

Advanced burner control, 120V AC primary safety control for residential and light commercial oil burners.



PART NO.	BECKETT NO.	DESCRIPTION	LIST PRICE
8.751-335.0	7505A	Genisys Controller	\$294.89
8.726-018.0	52082U	Genisys Contractor Tool	\$221.45

BURNERS - WAYNE



115V AND 220V WAYNE BURNER

- 75 to 3 GPH Firing Rates
- Solid-State Ignition (Low Amp)
- 3,450 RPM Pump / Blower Motor
- "A"-Type Suntec Fuel Pump
- UL-Recognized
- High-volume 6-1/4" blower on 220V unit, 5-3/16" blower on 110V unit
- 3-3/4" air tube with adjustable flange for maximum versatility

12V WAYNE BURNER CHART

- 12V Solid-State Ignitor
- 3,450 RPM Fuel Pump
- .5 to 2.75 GPH Capacity with Oil Valve



PART NO.	DESCRIPTION	LIST PRICE
8.709-317.0	115V AC Burner with Oil Valve - EHASR	\$1,418.82
8.709-318.0	\$230V AC Burner with Oil Valve - EHASR	\$1,435.51
8.709-319.0*	12V DC Burner with Oil Valve - MSRDC	\$1,502.28

*Proper operation requires an engine with 16+ Amp alternator and deep-cycle battery on nightly, overnight recharge

BURNER CHART - WAYNE



PART NO.	DESCRIPTION	IGNITOR	TRANSFORMER	MOTOR
8.709-317.0	Wayne 115V	8.700-802.0 079111	8.700-804.0 079115	8.701-095.0 079612
8.709-318.0	Wayne 220V	N/A N/A	8.700-809.0 079123	8.701-094.0 079611
8.709-319.0	Wayne 12V	8.700-807.0 079120 Includes	N/A N/A	8.700-739.0-FASCO 079021 8.750-715.0-MET to FASCO 079021X

\$Note: 8.700-721.0 - Coupling for 8.750-715.0 FASCO motor used on MET to FASCO converted burner
 8.700-720.0 - Adapter Bushing to allow MET blower wheel to work with FASCO motor
 8.750-715.0 - Conversion Kit, use MET to FASCO conversion kit if 12V burner motor cannot be identified.
 The kit contains the following parts: 8.700-739.0 Motor, 8.700-720.0 Adapter Bushing, 8.700-682.0 Adapter Plate, 8.700-721.0, Coupling, 8.700-691.0 Screws (2), 8.700-104.0 Nuts

PART NO.	DESCRIPTION	BLOWER WHEEL	FUEL PUMP	SOLENOID VALVE	ELECTRODE ASSEMBLY
8.709-317.0	Wayne 115V	8.700-730.0 079005	8.700-749.0 079030	8.700-779.0 079062	8.700-770.0 079052
8.709-318.0	Wayne 220V	8.700-731.0 079006	8.700-749.0 079030	8.700-780.0 079063	8.700-770.0 079052
8.709-319.0	Wayne 12V	8.700-727.0-FASCO 079003 2.44"W x 2.53" T 5/16" Shaft 8.700-728.0 (079003A) MET 3.44" W x 4.25" T 1/2" Shaft	8.700-749.0 079030	8.700-782.0 079064	8.700-774.0 079056 with 8.700-721.0 coupling for converting from MET to FASCO

\$Note: 8.700-721.0 - Coupling for 8.750-715.0 FASCO motor used on MET to FASCO converted burner
 8.700-720.0 - Adapter Bushing to allow MET blower wheel to work with FASCO motor
 8.750-715.0 - Conversion Kit, use MET to FASCO conversion kit if 12V burner motor cannot be identified.
 The kit contains the following parts: 8.700-739.0 Motor, 8.700-720.0 Adapter Bushing, 8.700-682.0 Adapter Plate, 8.700-721.0, Coupling, 8.700-691.0 Screws (2), 8.700-104.0 Nuts



BLOWER WHEELS - WAYNE



PART NO.	WAYNE NO.	WIDTH X OD	SHAFT SIZE	LIST PRICE
8.700-730.0	20288-SER	3.44" X 5.25"	1/2"	\$47.18
8.700-731.0	21854-SER	4.00" X 6.25"	1/2"	\$54.86
8.700-726.0	20673-SER	3.12" x 4.25"	1/2"	\$42.85
8.700-727.0	101317-SER	2.44" X 4.53" (FASCO)	5/16"	\$74.01
8.700-728.0	21427-SER	3.44" X 4.25" (MET)	1/2"	\$55.64

BURNER REPAIR PARTS / COMMON - BECKETT & WAYNE



Brass Elbow



Oil Line

PART NO.	DESCRIPTION	LIST PRICE
8.701-054.0	Oil Line, 6.5", Copper	\$8.12
9.802-667.0	Oil Line, 8", Copper	\$7.90
8.701-053.0	Oil Line, 9.5", Copper	\$9.96
8.700-784.0	Brass 90° Elbow 1/8" Flare, 1/8" MPT	\$10.91
8.700-785.0	Brass 90° Elbow 3/16" Flare, 1/8" MPT	\$8.52
8.700-738.0	Oil Pressure Gauge 0-200 PSI	\$20.25
8.700-768.0	(28737-1) Nozzle Adapter	\$15.03
8.705-063.0	Straight Thru Double Nipple 1/8" x 1/8"	\$4.40
8.700-777.0	Coupler End (J Pump 7/16")	\$3.67

BURNER REPAIR PARTS - WAYNE



PART NO.	WAYNE NO.	DESCRIPTION	LIST PRICE
8.700-774.0	31156	Crown Burner Tune-up Kit	\$72.33
8.700-770.0	14733-001	Electrode Assembly (Pair)	\$50.97
8.700-743.0	12945	Buss Bar - G Shape	\$13.35
8.700-754.0	14344	Burner Gasket- 4" (E-Series)	\$7.51
8.700-692.0	12484	Universal Flange Gasket- 7 3/8" x 4 5/16"	\$6.90
8.700-735.0	20372	Burner Housing (E-Series)	\$251.49
8.700-736.0	2689-SER	Adj. Flange Kit with Gasket-Serv	\$116.84
8.700-776.0	13279	Shaft Coupler - 5/16"(Green) x 1/2" (Gray) - 4.33" long	\$14.58
8.700-733.0	13360	Transformer Clip Screw, 5/16"-15	\$4.73
8.700-734.0	13038	Transformer Hold Down Clip	\$11.46
8.700-729.0	2668-002	Outer Air Band (8 Hole)	\$18.02
8.700-732.0	2669-002	Inner Air Band (8 Hole)	\$17.92
8.700-714.0	31702-014	Gun Assy, F/307007	\$241.48
8.700-680.0	21913-SER	Nzl Adaper with Legs MSR / DC	\$57.87

BURNER MOTORS



PART NO.	CAPACITOR	RPM	HP	FLANGE	VOLTAGE	WAYNE / BECKETT	LIST PRICE
9.802-642.0	Y	3450	1/7	48M	115V	20627 / 21805U	\$208.09
8.700-739.0		4500	1/5	48M	12V DC	21993-005 / N/A	\$271.52
9.802-638.0	Kit	3450	1/6	48M	13.5V	N/A / 52145U	\$278.20
8.701-090.0		3450	1/4	48N	115V	N/A / 2364U	\$327.16
8.701-091.0		3450	1/4	48N	12V	N/A / 52146U	\$649.88
8.701-093.0	Y	3450	1/4	48N	115/240V	N/A / 21344	\$387.25
8.701-094.0		3450	1/5	48N	240V	21328 / 21173U	\$294.89
8.701-095.0		3450	1/5	48N	115V	20554 / 2900U	\$290.44
UNIVERSAL							
8.700-741.0		3450	1/7	48M	110-60 Hz		\$402.83
8.700-744.0		3450	1/5	48N	110/240V	Capacitor Start	\$498.53

BURNER TUNE UP KIT - BECKETT

Fits all Beckett Burners with 3" or 3-5/8" air tube.



KIT CONTAINS:

- Four Becket Electrodes
- Two Couplings
- One Fuel Line
- T-Gauge

PART NO.	DESCRIPTION	LIST PRICE
8.723-715.0	Beckett Burner Tune-up Kit	\$56.75

BLOWER WHEELS - BECKETT



PART NO.	DESCRIPTION	SHAFT SIZE	LIST PRICE
9.803-057.0	6-1/4" D x 3-7/16" W	1/2", SR/SF/SM	\$50.08
9.802-649.0	4-1/4" D x 2-1/2" W	1/2", AFG/ADC	\$33.38
9.802-636.0	4-1/4" D x 2-7/16" W	1/2" & 5/16", AFG/ADC	\$42.62

FUEL CONDITIONER AND SOOT REMOVER

Red Devil eliminates soot build-up.



- Easy to Use - just add to burner fuel
- Keeps burner at top efficiency
- 1 oz. Per 10 Gallons

PART NO.	DESCRIPTION	LIST PRICE
8.704-625.0	Pint (16 oz.)	\$21.14

FUEL PUMP - BECKETT CLEAN CUT

Simple design provides faster cleaning, more reliable cut-offs, and cut-ons. Cleaner operation - less soot. More reliable - fewer moving parts. Reduced motor load in start-up. Higher capacity - 4 GPH at 100 PSI.



- PSI: 100-200
- Factory Set PSI: 100
- Inlet Pressure PSI: 10
- Rated Speed: 3,600 RPM

PART NO.	DESCRIPTION	LIST PRICE
9.802-645.0	S 110V	\$209.21
9.802-644.0	S 220V (includes built-in solenoid cordset)	\$218.11
9.802-562.0	S 12V	\$232.58
9.802-646.0	Valve Stem Kit (21877U)	\$22.47

SOOT PUMP

Tool for measuring the soot number in the exhaust of HDS appliances.



PART NO.	DESCRIPTION	LIST PRICE
6.775-001.0	Soot pump	\$617.60



BURNER IGNITORS - BECKETT



- Solid-State Technology
- 14,000V Spark
- Only .35 AMP @ 110V
- 1.7 lbs.

PART NO.	BECKETT PART NO	NO MOUNTING	VOLT	LIST PRICE
9.802-647.0	S 51771U	AFG/Lo Amp	120V	\$150.23
9.803-060.0	51824U	SM/SF	120V	\$156.90
8.751-780.0	5250001U	AF/AFG/NX/CF375	240V	\$208.09
8.751-781.0*	5250002U	SM/SF/CF500/CF800	240V	\$213.66
8.751-784.0	5270001U		12V DC	\$329.39
8.751-785.0	S 517780	SDC w/Con BD	12V DC	\$328.28
8.751-788.0	5218309U	ADC/ SDC	12V DC	\$392.82
8.701-140.0	51779U	SDC w/o CB	12V DC	\$406.17

*Complete with timer

FUEL PUMPS & REPLACEMENT PARTS - SUNTEC



- Use with Single- or Dual-Line Systems
- Pressure Adjustment Valve

PART NO.	SUNTEC NO.	GPH	RPM	ROTATION	LIST PRICE
STANDARD PUMPS					
8.700-749.0	S A2VA7116	3.0	3450	RH	\$196.97
8.700-789.0	A2VD-7119	3.0	3450	LH	\$280.43
8.700-756.0	A1YA7912	7.0	1725	RH	\$245.93
8.700-757.0	A2YA7916	7.0	3450	RH	\$263.73
8.700-748.0	A2RA7710	2.5		RH	\$235.91
PUMPS WITH SOLENOID					
8.754-706.0	S OL35, 120V	3.0			\$250.38
8.700-758.0	S A2VA3106-N221R/ 12-24V	4.0	3450	RH	\$253.72
8.700-760.0	S A2VA-3106-N721R / 230V	3.0	3450	RH	\$257.06
PUMP REPLACEMENT PARTS					
8.700-764.0	3715732 (A2VA 7116)	Pump Fuel Screen			\$11.79
8.717-878.0	3715744 (A2AVA 7916)	Screen with Gasket			\$13.69
8.700-765.0	3779801 Gasket Cover	Gasket Cover			\$1.39


BURNER TRANSFORMERS - ALLANSON



- 10,000V Spark
- 2.2 AMP @ 120V
- 8.5 lbs.
- FranceFormer

PART NO.	\$Allansonno.	WAYNE NO.	MOUNTING	VOLT	LIST PRICE
8.700-804.0	S 2721-620	23101/E	Side / EH-EHA	120V	\$199.19
8.700-806.0	2721-628G	23101/M	Back / M-MSR	120V	\$219.22
8.700-809.0	2744-620	23103/E	Side / EH-EH	230V	\$221.45
8.700-798.0	2729-619	23103/M	Back	220V	\$229.24

BURNER IGNITOR / BASE PLATES - BECKETT



PART NO.	BECKETT NO.	DESCRIPTION	VOLT	LIST PRICE
8.701-116.0	51830U	A, Trans / Ign	Kit	\$25.04
8.701-117.0	51831U	S, Trans / Ign	Kit	\$40.51
8.701-118.0	51833U	E, Trans / Ign	Kit	\$39.84
8.701-119.0	51829U	M, Trans / Ign	Kit	\$39.95
8.751-780.0	5250001U	AF/AFG/NX/CF375	240V	\$208.09
9.803-060.0	51824U	A-SF-SR-SM	120V	\$156.90
8.751-781.0	5250002U	SM/SF/CF500/CF800	240V	\$213.66

BURNER IGNITORS - WAYNE



- Solid-State Technology
- 14,000V Spark

- Only .35 AMP @ 120V
- 1.7 lbs.



PART NO.	WAYNE NO.	MOUNTING	VOLT	LIST PRICE
8.700-810.0	23101-FH	Side, FH-FHA	120V	\$245.93
8.700-802.0	101295-SERE	Side, EH/EHA/EHASR	120V	\$192.51
8.700-803.0	101295-SERM	Back, M/MH/MSR	120V	\$195.85
8.700-801.0	31812-002	Back, M-MSR	220V	\$294.89
8.700-807.0	31812-003	Bottom, W/M	12V	\$322.71
8.700-820.0	31813-003	Side Mount (E)	12V	\$365.00

BURNER IGNITORS - ALLANSON



PART NO.	ALLANSON NO.	WAYNE NO.	MOUNTING	VOLT	LIST PRICE
8.700-800.0	2280-620S	31813-002	Side, E/EH/EHA/EHS	220V	\$288.22

FUEL SOLENOID VALVE - 12V DC KIP



- Brass Body
- 12V DC Coil
- 1/8" NC, FPT, I/O Ports
- Conduit Connector
- 5/64" Orifice = 6 Watt

PART NO.	DESCRIPTION	LIST PRICE
8.701-120.0	Fuel Solenoid Valve	\$132.42

FUEL SOLENOID VALVES / COILS - SUNTEC 



- PSI: 300
- 1/8" FPT Inlet
- Unitized mounting on Suntec fuel pumps
- Uses Standard Suntec Coil

PART NO.	DESCRIPTION	LIST PRICE
8.700-779.0	110V Oil Valve, Non-Delay, R642NL	\$112.32
8.700-780.0	220V Oil Valve, Non-Delay, R753NL	\$85.69
8.700-782.0	12 Oil Valve, Non-Delay, R261NL	\$93.48
8.900-081.0	110V Coil with Cord Set	\$27.15
8.900-082.0	230V Coil with Cord Set	\$34.61
8.900-080.0	12/24 Coil with Cord Set	\$37.50
9.802-640.0	115V Coil without Cord Set	\$26.49
9.802-641.0	230V Coil without Cord Set	\$27.15
8.700-794.0	12/24V DC Coil without Cord Set	\$28.82
8.700-795.0	Cord Set Only	\$9.90
8.900-079.0	8mm Nut for Old Style Coil	\$9.12

GAS JETS



PART NO.	DRILL SIZE	ORIFICE SIZE	USE	LIST PRICE
GAS JETS FOR BURNER RINGS				
8.717-377.0	#63	(.037)	LP	\$6.46
8.710-219.0	#66	(.033)	LP	\$5.45
9.802-684.0	#69	(.029)	LP	\$16.36
8.710-214.0	Blank (Must Be Drilled)			\$6.68

GAS VALVES - HONEYWELL



9.803-615.0



9.803-616.0



8.718-048.0



9.803-612.0



9.803-613.0



9.803-610.0

PART NO.	DESCRIPTION	LIST PRICE
NATURAL GAS - SMALL MILLIVOLT VALVE		
9.803-617.0	NG Pilot for Piezo Ignitor	\$55.64
9.803-611.0	Thermopile/Powerpile with Spade Terminals, 47"	\$143.55
9.803-614.0	LP Conversion Kit (NG to LP)	\$24.60
8.718-116.0	NG Conversion Kit (LP to NG)	\$33.95
NATURAL GAS - SMALL ELECTRONIC IGNITION VALVE		
9.803-616.0	Natural Gas Electronic Ignition Valve, 24V, 3/4" NPT	\$237.03
9.803-618.0	LP Conversion Kit (NG to LP)	\$23.04
8.718-112.0	NG Conversion Kit (LP to NG)	\$21.81

PART NO.	DESCRIPTION	LIST PRICE
NATURAL GAS / LP - LARGE ELECTRONIC IGNITION VALVE		
8.718-050.0	NG Diaphragm Gas Valve, Single Stage Pressure Regulating, Slow Opening (No LP Conversion Kit)	\$580.88
8.718-048.0	LP Diaphragm Gas Valve, Single Stage Pressure Regulating, Slow Opening. (No NG Conversion Kit)	\$627.62
9.803-612.0	Pilot Gas Solenoid Valve, 24V, 1/4" Small Normally Closed	\$237.03
ELECTRONIC IGNITION		
9.803-613.0	Electronic Ignition Controller Back 90 sec TFI	\$239.25
9.803-610.0	Pilot, Electronic Ignition	\$57.87
9.803-562.0	48" Ignition Cable	\$46.52
8.905-681.0	60" Ignition Cable	\$55.64
8.930-332.0	69" Ignition Cable	\$61.20

GAS REGULATORS - NATURAL GAS

■ A.G.A. Design Certified

■ CGA Certified



PART NO.	SIZE	VOLTAGE	MODEL NO.	BRAND	LIST PRICE
9.803-616.0	3/4"	24V	VR8304M4002B	Honeywell	\$237.03
8.710-182.0	3/4"	120V	36C03A-410	White Rogers	\$439.56
8.718-099.0	3/4"	24V	SV9601M4167/B	Honeywell	\$676.58
8.710-174.0	1"	24V	700-059	Robert Shaw with Pilot	\$1,040.47
9.802-674.0	1"	24V	7000 DERHC, 5N2-501-531	Robert Shaw	\$557.51

GAS REGULATORS - LP GAS CONVERSION KITS

■ A.G.A. Design Certified

■ CGA Certified

PART NO.	MODEL NO.	DESCRIPTION	LIST PRICE
9.803-614.0	391937/U	Fits: V/VR800 Series, Standard & Delay Models	\$24.60
9.803-618.0	393691/U	Fits Honeywell: VR/SV Series	\$23.04
8.710-187.0	1751-013	Fits Robert Shaw: 7000, 7010, 7100, 7200 and 7222	\$41.62

GAS REGULATORS - LP



8.717-746.0



9.802-633.0

■ High Quality Fischer Regulators
 ■ High and Low Pressure

PART NO.	MODEL NO.	DESCRIPTION	LIST PRICE
8.717-752.0	LV404B96	LP,F.POL X 3/4" F.NPT, 525K BTU	\$323.82
8.717-746.0	R122HAAJ	1st Stage,High Pressure,1,180,000 BTU	\$158.02
8.717-747.0	R622CFF	2nd Stage, Low Pressure- Reducing	\$188.06
8.717-749.0	R632CFF	Integral 2 Stage, 1/4" x 3/4" NPT	\$273.75
9.802-633.0		LP Assembly, Includes High / Low Pressure Assy	\$485.18

PROPANE GAS HOSE



PART NO.	DESCRIPTION	LIST PRICE
8.711-853.0	LP 1/4" x 10' POL x POL	\$165.81
8.711-856.0	LP 1/2" x 48", MNPT Both Ends	\$68.99
8.711-854.0	LP 1/4" x 18" MPOL Both Ends	\$71.78
8.711-864.0	LP 3/4" x 16" MNPT Both Ends	\$101.83


DRAFT DIVERTERS & RAIN CAPS



- Prevents backdrafts and keeps cold air out
- Fits on Standard Stove Pipe
- Hot Dipped Galvanized
- Prevents water from running down vent pipes

PART NO.	DESCRIPTION	LIST PRICE
8.717-764.0	8" Oil Fired, Barometric Dampener	\$223.67
8.717-728.0	8", Round Gas-Fired	\$205.87
9.801-040.0	10", Round Gas-Fired	\$220.00
8.717-730.0	12", Round Gas-Fired	\$344.00
RAIN CAPS		
9.105-845.0	8", Exhaust Stack, Cap	\$64.54
8.717-731.0	10", Exhaust Stack, Cap	\$126.86
8.717-732.0	12", Exhaust Stack, Cap	\$174.71

GAS PILOTS



PART NO.	DESCRIPTION	LIST PRICE
8.718-100.0	LP Orifice HS, Q3480C 1437 (829858)	\$143.55
8.718-101.0	NG Orifice HS Q3480C 1205 (829977)	\$131.31
8.718-011.0	NG Pilot Burner & Ignition with Orifice (Q345A1073/B)	\$74.01
9.802-685.0	NG Pilot 77623, A3-S, 77623 2SH60	\$68.44
9.803-610.0	NG Electronic Ignition Pilot	\$57.87

GAS VALVES - 1" BY ROBERT SHAW

Universal type for new equipment or replacement.



- Manual Gas Cock
- Auto-Pilot Safety Valve
- Wiring and Hardware Included
- Pilot Gas Filter
- 600,000 BTU LP Gas
720,000 BTU Natural Gas
- 1" Inlet / Outlet

*Kit is for 8.710-174.0 and includes: gas valve, flame sensor, electrode pilot relight and harness

PART NO.	DESCRIPTION	LIST PRICE
8.710-179.0	24V AC/NG, Standing Pilot	\$1,105.01
8.710-174.0	24V AC/NG, Electronic Ignition	\$1,040.47
8.710-181.0	700 MV, Natural Gas	\$774.51
8.710-163.0*	24V Retrofit Kit (NG) 720,000 BTU	\$1,352.05

LP Conversion Kit Below

GAS CONVERSION KITS - LP - ROBERT SHAW



- Convert NG to LP

PART NO.	DESCRIPTION	LIST PRICE
8.710-187.0	1" LP Conversion Kit	\$41.62
8.710-164.0	LP Orifice .010	\$24.26

POWERED DAMPER



PART NO.	DESCRIPTION	LIST PRICE
8.749-806.0	Powered Damper, 10"	\$492.00
8.753-171.0	Powered Damper, 12"	\$530.00
8.755-253.0	Powered Damper, 8"	\$444.00
8.749-807.0	Wiring Harness for Powered Damper	\$138.00

FUEL NOZZLES - DELAVAN - 45° & 60°

Select proper size for maximum burner efficiency.



PART NO.	DESCRIPTION	GPH	LIST PRICE
45° W HOLLOW			
8.701-013.0	Delavan Fuel Nozzles	2.25	\$13.80
45° A HOLLOW			
8.701-001.0	Delavan Fuel Nozzles	1.25	\$15.46
8.701-002.0	Delavan Fuel Nozzles	1.35	\$14.58
8.701-004.0	Delavan Fuel Nozzles	1.75	\$13.02
8.701-005.0	Delavan Fuel Nozzles	2.00	\$15.69
8.701-014.0	Delavan Fuel Nozzles	2.25	\$11.79
45° B HOLLOW			
8.701-009.0	Delavan Fuel Nozzles	0.90	\$12.24
8.701-008.0	Delavan Fuel Nozzles	1.25	\$12.36
8.700-847.0	Delavan Fuel Nozzles	1.35	\$15.46
8.701-010.0	Delavan Fuel Nozzles	1.50	\$12.24
8.701-012.0	Delavan Fuel Nozzles	2.25	\$15.69
60° W			
8.740-139.0	Delavan Fuel Nozzles	1.25	\$11.69
8.701-007.0	Delavan Fuel Nozzles	1.35	\$12.13
8.701-015.0	Delavan Fuel Nozzles	1.50	\$11.24
8.701-016.0	Delavan Fuel Nozzles	1.65	\$11.69
8.701-017.0	Delavan Fuel Nozzles	1.75	\$12.57
8.701-018.0	Delavan Fuel Nozzles	2.00	\$12.24
8.701-019.0	Delavan Fuel Nozzles	2.25	\$12.13
60° AR			
8.717-286.0	Delavan Fuel Nozzles	1.20	\$12.24
8.717-287.0	Delavan Fuel Nozzles	1.50	\$10.74

PART NO.	DESCRIPTION	GPH	LIST PRICE
60° A HOLLOW			
8.700-850.0	Delavan Fuel Nozzles	0.50	\$12.24
8.700-851.0	Delavan Fuel Nozzles	0.60	\$11.69
8.700-852.0	Delavan Fuel Nozzles	0.65	\$12.69
8.700-853.0	Delavan Fuel Nozzles	0.85	\$12.24
8.700-854.0	Delavan Fuel Nozzles	0.90	\$12.02
8.700-855.0	Delavan Fuel Nozzles	1.00	\$12.24
8.700-856.0	Delavan Fuel Nozzles	1.10	\$12.24
8.700-857.0	Delavan Fuel Nozzles	1.20	\$12.36
8.700-858.0	Delavan Fuel Nozzles	1.25	\$12.24
8.700-859.0	Delavan Fuel Nozzles	1.35	\$12.24
8.717-328.0	Delavan Fuel Nozzles	1.50	\$12.24
8.700-861.0	Delavan Fuel Nozzles	1.65	\$12.24
8.700-862.0	Delavan Fuel Nozzles	1.75	\$12.24
8.700-863.0	Delavan Fuel Nozzles	2.00	\$12.36
8.700-864.0	Delavan Fuel Nozzles	2.25	\$12.36
8.700-865.0	Delavan Fuel Nozzles	2.50	\$12.46
8.700-866.0	Delavan Fuel Nozzles	2.75	\$12.24
8.700-867.0	Delavan Fuel Nozzles	3.25	\$20.59
60° B SOLID			
8.700-868.0	Delavan Fuel Nozzles	0.50	\$12.24
8.700-870.0	Delavan Fuel Nozzles	0.75	\$12.36
8.700-871.0	Delavan Fuel Nozzles	0.85	\$12.24
8.700-872.0	Delavan Fuel Nozzles	0.90	\$13.02
8.700-873.0	Delavan Fuel Nozzles	1.00	\$12.24
8.700-874.0	Delavan Fuel Nozzles	1.10	\$12.24
8.700-875.0	Delavan Fuel Nozzles	1.20	\$12.36
8.700-876.0	Delavan Fuel Nozzles	1.25	\$12.24
8.700-877.0	Delavan Fuel Nozzles	1.35	\$12.24
8.700-878.0	Delavan Fuel Nozzles	1.50	\$12.24
8.700-879.0	Delavan Fuel Nozzles	1.65	\$12.36
8.700-880.0	Delavan Fuel Nozzles	1.75	\$12.24
8.700-881.0	Delavan Fuel Nozzles	2.25	\$12.24
8.700-882.0	Delavan Fuel Nozzles	2.50	\$12.24
8.700-883.0	Delavan Fuel Nozzles	2.75	\$12.36
8.700-884.0	Delavan Fuel Nozzles	3.50	\$13.02
8.700-885.0	Delavan Fuel Nozzles	4.00	\$26.49
9.841-677.0	Delavan Fuel Nozzles	6.50	\$27.82
8.700-886.0	Delavan Fuel Nozzles	8.00	\$26.82

FUEL NOZZLES - DELAVAN - 70°

Select proper size for maximum burner efficiency.



PART NO.	DESCRIPTION	GPH	LIST PRICE
70° AR-D			
8.756-262.0	Delavan Fuel Nozzles	1.25	\$12.69
8.756-263.0	Delavan Fuel Nozzles	1.50	\$12.24
8.756-264.0	Delavan Fuel Nozzles	1.75	\$12.24
8.756-265.0	Delavan Fuel Nozzles	2.00	\$12.24
70° AR-DZ			
8.755-760.0	Delavan Fuel Nozzles	1.25	\$58.43
8.755-761.0	Delavan Fuel Nozzles	1.50	\$58.43
8.755-762.0	Delavan Fuel Nozzles	1.75	\$58.43
8.755-763.0	Delavan Fuel Nozzles	2.00	\$58.43
70° AZ			
8.755-845.0	Delavan Fuel Nozzles	1.75	\$48.30
70° WZ			
8.755-766.0	Delavan Fuel Nozzles	1.75	\$62.32
8.755-764.0	Delavan Fuel Nozzles	2.00	\$73.44
8.755-765.0	Delavan Fuel Nozzles	2.25	\$60.09

PART NO.	DESCRIPTION	GPH	LIST PRICE
70° A HOLLOW			
8.700-887.0	Delavan Fuel Nozzles	.50	\$12.69
8.700-888.0	Delavan Fuel Nozzles	.75	\$16.14
8.717-275.0	Delavan Fuel Nozzles	.85	\$10.80
9.105-583.0	Delavan Fuel Nozzles	1.10	\$15.80
8.717-277.0	Delavan Fuel Nozzles	1.20	\$12.69
8.723-910.0	Delavan Fuel Nozzles	1.35	\$15.46
8.717-278.0	Delavan Fuel Nozzles	1.50	\$12.24
8.700-892.0	Delavan Fuel Nozzles	1.75	\$12.24
9.106-987.0	Delavan Fuel Nozzles	2.00	\$15.69
8.717-280.0	Delavan Fuel Nozzles	2.25	\$12.69
8.700-893.0	Delavan Fuel Nozzles	2.50	\$12.69
8.700-894.0	Delavan Fuel Nozzles	3.00	\$16.03
8.700-895.0	Delavan Fuel Nozzles	3.25	\$20.14
70° B SOLID			
8.700-896.0	Delavan Fuel Nozzles	.75	\$12.69
8.700-897.0	Delavan Fuel Nozzles	1.00	\$12.24
8.700-899.0	Delavan Fuel Nozzles	1.25	\$12.24
8.700-900.0	Delavan Fuel Nozzles	1.35	\$13.47
8.700-902.0	Delavan Fuel Nozzles	1.65	\$16.24
8.700-903.0	Delavan Fuel Nozzles	1.75	\$12.24
8.700-904.0	Delavan Fuel Nozzles	2.00	\$12.36
8.700-905.0	Delavan Fuel Nozzles	2.25	\$12.24
8.700-907.0	Delavan Fuel Nozzles	3.50	\$26.82
8.700-908.0	Delavan Fuel Nozzles	4.00	\$27.04
8.700-909.0	Delavan Fuel Nozzles	5.00	\$26.82
8.700-910.0	Delavan Fuel Nozzles	8.00	\$34.61

FUEL NOZZLES - DELAVAN - 80°

Select proper size for maximum burner efficiency.

PART NO.	DESCRIPTION	GPH	LIST PRICE
80° W			
8.723-697.0	Delavan Fuel Nozzles	.85	\$11.58
8.723-698.0	Delavan Fuel Nozzles	.90	\$10.74
8.701-022.0	Delavan Fuel Nozzles	1.00	\$13.80
8.723-699.0	Delavan Fuel Nozzles	1.10	\$10.35
8.723-700.0	Delavan Fuel Nozzles	1.20	\$10.74
8.701-027.0	Delavan Fuel Nozzles	1.25	\$13.57
8.723-701.0	Delavan Fuel Nozzles	1.35	\$10.35
8.701-021.0	Delavan Fuel Nozzles	1.50	\$12.24
8.701-020.0	Delavan Fuel Nozzles	1.65	\$12.24
8.701-023.0	Delavan Fuel Nozzles	1.75	\$11.91
8.717-342.0	Delavan Fuel Nozzles	2.00	\$12.36
8.701-025.0	Delavan Fuel Nozzles	2.25	\$12.36
8.701-026.0	Delavan Fuel Nozzles	2.50	\$12.36
8.701-028.0	Delavan Fuel Nozzles	2.75	\$12.24
8.701-029.0	Delavan Fuel Nozzles	3.00	\$12.36
8.701-030.0	Delavan Fuel Nozzles	3.25	\$26.82
8.701-031.0	Delavan Fuel Nozzles	3.50	\$19.25
8.701-036.0	Delavan Fuel Nozzles	4.00	\$30.94
80° AZ			
8.754-928.0	Delavan Fuel Nozzles	1.25	\$62.32
8.754-894.0	Delavan Fuel Nozzles	1.35	\$59.54
8.755-197.0	Delavan Fuel Nozzles	2.00	\$58.43
8.756-330.0	Delavan Fuel Nozzles	2.25	\$58.43
80° BZ			
8.756-861.0	Delavan Fuel Nozzles	1.00	\$73.44
8.756-718.0	Delavan Fuel Nozzles	1.25	\$72.33
8.756-723.0	Delavan Fuel Nozzles	1.50	\$70.11
8.756-699.0	Delavan Fuel Nozzles	1.75	\$68.44
8.756-759.0	Delavan Fuel Nozzles	2.00	\$66.77
8.756-900.0	Delavan Fuel Nozzles	2.75	\$70.11
8.754-893.0	Delavan Fuel Nozzles	3.25	\$62.32
8.755-048.0	Delavan Fuel Nozzles	3.50	\$62.32
8.756-697.0	Delavan Fuel Nozzles	2.50	\$59.54
80° A HOLLOW			
8.700-911.0	Delavan Fuel Nozzles	.50	\$12.24
8.700-912.0	Delavan Fuel Nozzles	.60	\$12.24
8.700-913.0	Delavan Fuel Nozzles	.65	\$12.24
8.700-914.0	Delavan Fuel Nozzles	.75	\$12.24
8.700-915.0	Delavan Fuel Nozzles	.85	\$12.36
8.717-333.0	Delavan Fuel Nozzles	.90	\$12.24
8.700-916.0	Delavan Fuel Nozzles	1.00	\$12.24
8.700-917.0	Delavan Fuel Nozzles	1.10	\$12.24
8.717-323.0	Delavan Fuel Nozzles	1.20	\$12.24
8.700-919.0	Delavan Fuel Nozzles	1.25	\$12.24

PART NO.	DESCRIPTION	GPH	LIST PRICE
80° A HOLLOW (CONTINUED)			
9.802-584.0	Delavan Fuel Nozzles	1.35	\$12.24
8.700-921.0	Delavan Fuel Nozzles	1.50	\$12.02
8.700-922.0	Delavan Fuel Nozzles	1.65	\$12.36
8.717-329.0	Delavan Fuel Nozzles	1.75	\$12.02
8.700-924.0	Delavan Fuel Nozzles	2.00	\$12.13
8.717-347.0	Delavan Fuel Nozzles	2.25	\$12.13
8.700-926.0	Delavan Fuel Nozzles	2.50	\$12.02
8.700-927.0	Delavan Fuel Nozzles	2.75	\$12.24
8.700-928.0	Delavan Fuel Nozzles	3.00	\$12.36
8.700-929.0	Delavan Fuel Nozzles	3.50	\$19.25
8.700-930.0	Delavan Fuel Nozzles	4.00	\$19.25
8.717-331.0	Delavan Fuel Nozzles	4.50	\$18.70
80° B SOLID			
8.700-931.0	Delavan Fuel Nozzles	.50	\$15.03
8.700-932.0	Delavan Fuel Nozzles	.60	\$12.24
8.700-933.0	Delavan Fuel Nozzles	.65	\$12.24
8.700-934.0	Delavan Fuel Nozzles	.75	\$12.36
8.700-935.0	Delavan Fuel Nozzles	.85	\$12.24
8.700-936.0	Delavan Fuel Nozzles	.90	\$15.80
8.700-937.0	Delavan Fuel Nozzles	1.00	\$12.24
8.700-938.0	Delavan Fuel Nozzles	1.10	\$12.24
8.700-939.0	Delavan Fuel Nozzles	1.20	\$12.24
8.717-350.0	Delavan Fuel Nozzles	1.25	\$12.02
8.717-358.0	Delavan Fuel Nozzles	1.35	\$12.02
8.717-351.0	Delavan Fuel Nozzles	1.50	\$12.02
8.700-943.0	Delavan Fuel Nozzles	1.65	\$12.24
8.717-352.0	Delavan Fuel Nozzles	1.75	\$12.02
8.717-353.0	Delavan Fuel Nozzles	2.00	\$12.02
8.700-946.0	Delavan Fuel Nozzles	2.25	\$12.13
8.700-947.0	Delavan Fuel Nozzles	2.50	\$12.13
8.717-330.0	Delavan Fuel Nozzles	2.75	\$12.36
8.717-354.0	Delavan Fuel Nozzles	3.00	\$12.24
8.700-950.0	Delavan Fuel Nozzles	3.25	\$19.25
8.700-951.0	Delavan Fuel Nozzles	3.50	\$19.25
8.700-952.0	Delavan Fuel Nozzles	4.00	\$19.25
8.717-367.0	Delavan Fuel Nozzles	4.50	\$19.25
8.717-357.0	Delavan Fuel Nozzles	5.00	\$19.25
8.700-956.0	Delavan Fuel Nozzles	6.00	\$19.25
8.700-953.0	Delavan Fuel Nozzles	6.50	\$20.14
8.700-959.0	Delavan Fuel Nozzles	9.00	\$26.59

FUEL NOZZLES - DELAVAN - 90°

Select proper size for maximum burner efficiency.



PART NO.	DESCRIPTION	GPH	LIST PRICE
90° W			
8.701-006.0	Delavan Fuel Nozzles	1.00	\$12.46
8.701-038.0	Delavan Fuel Nozzles	1.50	\$11.79
8.701-039.0	Delavan Fuel Nozzles	1.65	\$12.36
8.701-040.0	Delavan Fuel Nozzles	1.75	\$12.24
8.701-032.0	Delavan Fuel Nozzles	2.00	\$12.24
8.701-034.0	Delavan Fuel Nozzles	2.25	\$12.36
8.701-035.0	Delavan Fuel Nozzles	2.75	\$12.24
90° AZ			
8.754-890.0	Delavan Fuel Nozzles	1.00	\$59.54
8.754-891.0	Delavan Fuel Nozzles	1.50	\$59.54
8.755-053.0	Delavan Fuel Nozzles	2.00	\$59.54
8.755-030.0	Delavan Fuel Nozzles	2.25	\$59.54
8.755-052.0	Delavan Fuel Nozzles	2.75	\$54.53
8.755-051.0	Delavan Fuel Nozzles	4.00	\$62.88
90° BZ			
8.754-895.0	Delavan Fuel Nozzles	1.25	\$59.54
8.756-179.0	Delavan Fuel Nozzles	1.35	\$59.54
8.754-916.0	Delavan Fuel Nozzles	1.50	\$59.54
8.754-888.0	Delavan Fuel Nozzles	2.00	\$60.09
8.754-889.0	Delavan Fuel Nozzles	2.25	\$59.54
8.754-986.0	Delavan Fuel Nozzles	2.75	\$58.98
90° A HOLLOW			
8.700-961.0	Delavan Fuel Nozzles	.65	\$12.57
8.700-962.0	Delavan Fuel Nozzles	.75	\$12.69
8.723-911.0	Delavan Fuel Nozzles	.85	\$15.91
8.700-963.0	Delavan Fuel Nozzles	.90	\$12.36
9.802-583.0	Delavan Fuel Nozzles	1.00	\$12.24
8.717-332.0	Delavan Fuel Nozzles	1.10	\$12.24
8.700-966.0	Delavan Fuel Nozzles	1.25	\$12.36
8.700-967.0	Delavan Fuel Nozzles	1.35	\$12.24
9.802-585.0	Delavan Fuel Nozzles	1.50	\$12.02
8.700-969.0	Delavan Fuel Nozzles	1.65	\$12.24
8.700-970.0	Delavan Fuel Nozzles	1.75	\$12.02
8.700-971.0	Delavan Fuel Nozzles	2.00	\$12.02
8.700-972.0	Delavan Fuel Nozzles	2.25	\$12.24
8.700-973.0	Delavan Fuel Nozzles	2.50	\$12.36
8.700-974.0	Delavan Fuel Nozzles	2.75	\$12.24
8.700-975.0	Delavan Fuel Nozzles	3.00	\$12.36
8.717-336.0	Delavan Fuel Nozzles	3.25	\$19.25

PART NO.	DESCRIPTION	GPH	LIST PRICE
90° A HOLLOW (CONTINUED)			
8.700-977.0	Delavan Fuel Nozzles	3.50	\$19.36
8.700-978.0	Delavan Fuel Nozzles	4.00	\$19.25
8.700-979.0	Delavan Fuel Nozzles	5.00	\$20.14
90° B SOLID			
8.700-981.0	Delavan Fuel Nozzles	.50	\$12.57
8.700-982.0	Delavan Fuel Nozzles	.75	\$12.69
8.700-983.0	Delavan Fuel Nozzles	.85	\$12.36
8.700-984.0	Delavan Fuel Nozzles	1.00	\$12.24
8.700-985.0	Delavan Fuel Nozzles	1.10	\$12.24
9.802-582.0	Delavan Fuel Nozzles	1.25	\$12.02
8.700-987.0	Delavan Fuel Nozzles	1.35	\$12.24
8.700-988.0	Delavan Fuel Nozzles	1.50	\$12.24
8.700-989.0	Delavan Fuel Nozzles	1.65	\$12.24
9.802-575.0	Delavan Fuel Nozzles	1.75	\$12.02
9.802-576.0	Delavan Fuel Nozzles	2.00	\$12.13
9.802-577.0	Delavan Fuel Nozzles	2.25	\$12.02
9.802-586.0	Delavan Fuel Nozzles	2.50	\$12.02
8.700-994.0	Delavan Fuel Nozzles	2.75	\$12.36
8.700-995.0	Delavan Fuel Nozzles	3.00	\$12.36
8.700-996.0	Delavan Fuel Nozzles	3.25	\$21.59
8.700-997.0	Delavan Fuel Nozzles	3.50	\$15.69
8.700-998.0	Delavan Fuel Nozzles	4.00	\$19.36
8.717-374.0	Delavan Fuel Nozzles	4.50	\$9.96

FUEL NOZZLES - CHECK VALVE - "SNAP"

Spring-loaded "snap" check valve replaces filter element on fuel nozzle. Valve opens when fuel pump pressure reaches 130 PSI and "snaps" shut when fuel pressure drops below 130 PSI. Stops "smokey" burners at start-up and eliminates "shutdown" after burn and reduces soot build-up in coil.

- Reduces nozzle fouling caused by residual fuel in orifice
- Easy field installation in standard fuel nozzles



PART NO.	DESCRIPTION	PSI	LIST PRICE
8.900-083.0	Snap Fuel Valve	100	\$44.96
8.700-845.0	Snap Check Valve, 5/PK	130	\$183.61
8.700-844.0	Snap Check Valve, 5/PK	100	\$184.72

GAS VALVES - LP OR NATURAL



Universal-type for building new systems or field replacement. 750 MV, 24V or 120V controls by White-Rogers.

- 335,000 BTU Max
- Automatic Outlet Pressure Regulator
- 3/4" Inlet / Outlet
- A.G.A. Design Certified, C.G.A. Certified
- All adjustments and wiring connections on top of valve



PART NO.	DESCRIPTION	LIST PRICE
8.710-172.0	Universal, 24V, Includes LP Conv. Kit (1)	\$333.84
8.710-182.0	Universal 120V, Includes LP Conv. Kit (2)	\$439.56
8.710-183.0	Universal, Standing Pilot, 750 MV (1)	\$513.00
8.750-110.0	3/4" NG to LP Conversion Kit	\$32.27
8.750-109.0	3/4" LP to NG Conversion Kit	\$30.94

WHITE-RODGERS REPAIR PARTS

8.710-184.0	24V Cycle Pilot Control (347425), 1/4" Spade Terminals, High Voltage	\$334.95
-------------	--	----------

(1) Includes two 3/4" x 1/2" all-thread plated bushings and valve instructions. (2) Includes L.P. Kit, two 3/4" x 1/2" and one 1/2" x 3/8" all-thread plated bushings and all instructions.

GAS VALVE ACCESSORY COMPONENTS

Use with both 3/4" and 1" models on this page.



8.710-190.0



PART NO.	DESCRIPTION	LIST PRICE
8.710-190.0	600/750 MV Generator 36" Length	\$110.17
8.710-191.0	Pilot, Universal-Kit with Standard Flame	\$92.36
8.718-092.0	Thermocouple, Universal, 24" Length,Cap Tube	\$22.92
8.710-196.0	Thermocouple, Universal, 36" Length,Cap Tube	\$22.92
9.802-686.0	Thermopile VNG, with Spade Terminals, 47" Length	\$75.12



INSULATION AND RIGID DISC / DONUTS

Refractory-grade ceramic Kaowool formed; retains heat inside coil for better fuel efficiency and paint protection.




PART NO.	DESCRIPTION	THICKNESS	WIDTH	LENGTH	LIST PRICE
"RIGID FORMED" DONUT AND DISCS					
8.704-807.0	Donut	.88"	18" 6"/4	4"	\$89.02
8.704-810.0	Donut	.88"	16" 6"/4	4"	\$74.01
8.717-474.0	Donut		24"		\$115.73
8.704-808.0	Disc	1/2"	18"		\$49.08
8.704-809.0	Disc	1/2"	16"		\$37.84
8.717-475.0	Disc		24"		\$100.71
INSULATION BLANKET					
8.901-288.0	Coil Wrap	1"	24"	4'	\$63.43
8.901-289.0	Coil Wrap	1"	24"	5'	\$74.01
8.704-800.0	Coil Wrap	1"	24"	6'	\$77.90
8.704-802.0	 Full Roll	1/2"	24"	37.5'	\$271.52
8.704-805.0	 Full Roll	1"	24"	25'	\$247.04

FLOW SWITCHES - LEGACY MV60 & AP500 



- Temperature: 180°F
- AMP: 3, 12-250V
- Horizontal & Vertical Mount
- 3/8" FPT Inlet / Outlet
- 2 Wire Reed
- 62" Cord Length

PART NO.	DESCRIPTION	PSI	GPM	LIST PRICE
8.933-006.0	 MV-60, Vertical or Horizontal Mount	5660	10.0	\$105.72
8.712-244.0	AP-500, Vertical Mount Only	4350	8.0	\$98.49
9.803-266.0	Reed Switch (AP) (2 wire)			\$56.20

FLOW SWITCHES - ST-5 & ST-6



ST-5

- Temperature: 180°F



ST-6

- Brass Body

PART NO.	DESCRIPTION	LIST PRICE
9.112-680.0	\$ST-5 Gray, Vertical/ Horizontal Mount, 75-5075 PSI Max, 1-7.8 GPM, 3/8" FPT Inlet/Outlet, 1 A-250 V (47" Wire Length)	\$120.18
8.757-669.0	ST-5 Black, Vertical Mount, 75-4380 PSI Max, 1-8 GPM, 3/8" FPT Inlet/Outlet, Contact: 1A-250V (48" Wire Length)	\$85.69
8.757-668.0	ST-6 Vertical/Horizontal Mount, 75-5075 PSI Max, 1-8 GPM, 3/8 MPT Inlet/Outlet, 1 A-250 V (47" Wire Length)	\$88.47
8.757-670.0	Reed Switch for ST-5 and ST-6 New Style	\$66.22

FLOW SWITCHES - PHOENIX WITH PILOT



- PSI: 18 - 4000
- GPM: .75 - 16.0
- Temperature: 190°F
- AMP: 3, 120V
- 3/8" F Inlet / Outlet Ports
- 96" Reed Cord
- Includes 8 mm Pilot
- 2.5 lbs.
- Mounting Hole

PART NO.	DESCRIPTION	LIST PRICE
8.712-252.0	Switch with Pilot	\$389.48
8.712-253.0	Reed Switch	\$228.12

FLOW SWITCHES - LEGACY 

Spring return float allows full mounting versatility.



- PSI: 4050
- Rated Pressure: 3650
- GPM: 8.0
- Temperature: 175°F
- Vertical Mount
- Forged Brass Body
- 3/8" MPT Inlet / Outlet
- 1 Amp Switch, 230V, 36" Cord
- Solenoid Control

PART NO.	DESCRIPTION	LIST PRICE
8.712-246.0	Flow Switch	\$95.15

FLOW SWITCHES - ST-7 WITH MICRO SWITCH



- PSI: 5000
- GPM: 12.0
- Temperature: 176°F
- 3/8" FPT Inlet / Outlet
- Micro Switch
- 10.1 A- 250 V

PART NO.	DESCRIPTION	LIST PRICE
8.755-296.0	ST-7 Horizontal or Vertical Mount (47" Wire Length)	\$214.77

FLOW SWITCHES - GP - TMT



- PSI: 5000
- GPM: 1.5 at PSI: 50
- Minimal Pressure Drop up to 12 GPM Flow
- Activates with 1.5 GPM Flow
- Temperature: 40° - 180°F
- AMP: 5, 250V
- 3/8" F Inlet / Outlet Ports
- 48" Electrical Lead Length
- 1.0 lbs.
- Can be mounted in any position
- Micro-Switch technology eliminates reed switch
- No Spring, uses Magnets for all Movements

PART NO.	DESCRIPTION	LIST PRICE
8.712-258.0	Inline Flow Switch	\$116.84

FLOW SWITCHES - ST-505 STAINLESS-STEEL



- PSI: 75 - 8700
- GPM: 1.0 - 8.0
- Temperature: 176°F
- 3/8" FPT Inlet / Outlet
- Stainless-steel
- 3 A, Max/ 250 V Max
- Free floating brass magnet

PART NO.	DESCRIPTION	LIST PRICE
8.723-665.0	ST-505 Vertical Mount, 47" Lead	\$470.71

VAC SWITCHES - BURNER CONTROL

Normally open (NO) switch closes when pump vacuum begins drawing water and opens when vacuum is broken due to pump shutdown or empty water tank.



- Temperature Max: 140°F
- Heavy-duty, 16 Amp Contacts
- 1/4" FPT Connect

PART NO.	DESCRIPTION	LIST PRICE
8.712-391.0	1.5" (HG) Vac Switch	\$46.74
8.712-392.0	2.5" (HG) Vac Switch	\$46.74
8.712-393.0	4.5" (HG) Vac Switch	\$46.74

PRESSURE SWITCHES - LEGACY

Operation without opening switch case:
Blue = Common
CONNECT: Red / Blue = N/C, Blue / Brown = N/O



- PSI: 3600
- Temperature: 200°F
- AMP: 15, 115V or 230V AC
- Stainless-Steel Plunger
- 1/4" and 3/8" MPT Nipple
- 3 Wire, Internally Wired for either N/O or N/C
- 42" Wire Length

PART NO.	DESCRIPTION	LIST PRICE
8.712-261.0	Pressure Switch 1/4" MPT (Switches @ 360 PSI)	\$50.08
8.712-262.0	Pressure Switch 1/4" MPT (Switches @ 580 PSI)	\$54.19
8.751-272.0	Pressure Switch 3/8" MPT (Switches @ 580 PSI)	\$57.87

PRESSURE SWITCHES - COMPACT & PS-6 SS

3- & 5-Amp rating provides the switching power to control fuel solenoids just like the large switches.



- Temperature: 194°F
- 1/4" Brass MPT Connect
- 3 Wire Cable for use in either NC or NO application:
Blue = Common
Brown = No
Red = NC

PART NO.	DESCRIPTION	LIST PRICE
8.712-260.0	Compact Switch- 54" 2 Wire Lead, Normally Open, 5 A- 250 V, 725-3000 Max PSI	\$46.96
8.712-270.0	PS-6 Switch- 16 A- 250 V, 47" 3 Wire Lead, 4060 PSI MAX, 435 Switching Pressure, SS Plunger	\$72.89

PRESSURE SWITCHES - PR16 - BLACK



- Rated PSI: 3625
Max PSI: 4060
- Switching Pressure PSI: 580
- Temperature: 195°F
- AMP: 16, 250V
- Brass Stem and Stainless-Steel Nipple
- 8 oz.
- Normally Open

PART NO.	INLET	WIRE LENGTH	LIST PRICE
9.802-458.0	1/4" MPT	45" Wire	\$54.19
8.716-125.0	3/8" MPT	65" Wire	\$68.44

PRESSURE SWITCHES - PA - PR1 - RED



- Rated PSI: 8700
Max PSI: 9570
- Switching Pressure PSI: 640
- Temperature: 195°F
- AMP: 15, 250V
- All Stainless-Steel Construction
- 3/8" Male Inlet
- 10 oz.
- 44" Wire Length

PART NO.	DESCRIPTION	LIST PRICE
8.704-196.0	PR1 - Red Pressure Switch	\$162.47
8.704-572.0	Heavy-duty Micro Switch	\$23.25

SWITCHES - TOGGLE - PUSH BUTTON



- 7/16" Mounting Bushing
- 1/2" Diameter Mounting Hole Required
- Mounting Hardware Included
- Non-Illuminated

PART NO.	DESCRIPTION	HP*	CONNECTS	LIST PRICE
8.712-319.0*	SPST, 20A/125V -10A/250V AC	1.0	M/Spade	\$11.58
8.712-320.0	DPST, 20A/125V -10A/250V AC		M/Spade	\$28.15
8.709-705.0*	DPST, 20A/125V -10A/250V AC	1.5	Screw	\$27.27
8.709-704.0*	DPST, 20A/250V	2.0	Screw	\$99.04
8.709-054.0*	SPDT, 20A/125V -10A/250V AC	3/4	M/Spade	\$23.70
8.709-065.0*	DPDT, 20A/125V -10A/250V AC	3/4	M/Spade	\$38.40
8.716-078.0	SPST, 20A/125V -10A/250V AC	1.5		\$10.13
8.709-706.0	Y500 - Switch Guard			\$2.89
8.716-081.0	Waterproof Switch Protector			\$10.40
PUSH BUTTON SWITCHES				
8.709-053.0	SPST, 3A/250V-6A/125V AC, Miniature- Push Button On/Off		Screw	\$46.07
8.709-064.0	SPST, 15A/125V AC, Push Button On/Off		Screw	\$30.94

*Motor Rated

SWITCHES - TOGGLE - MOTOR CONTROL



\$Rated For 3, 5 & 7.5 HP, Single Phase

- 20/30 A, 250/600 V DPST
- With or Without Box

PART NO.	DESCRIPTION	LIST PRICE
8.709-696.0	Switch Only	\$53.63
8.903-802.0	Switch & Rain Tight Box with Cover	\$85.69
8.709-708.0	Switch with NEMA 1 Enclosure: Not Rain Tight (Baldor Replacement)	\$158.02

SWITCHES - THERMAL - HI-LIMIT - SNAP



8.712-306.0

- PSI: 4000
- AMP: 15 at 110V, AMP: 10 at 220V
- 1/4" Male Spade Lug Terminals
- Normally Closed
- UL / CSA Rated, Bimetal Switch Components
- Heavy-Duty Brass Housing - 7000 PSI Collapse Rating
- Normally used with other adjustable or fixed range thermostat which regulates water temperature
- Does not turn back on until water has cooled 50° - 70°F
- Operates as a safety device to shut off burner to prevent machine (water) overheating flashing to steam

PART NO.	PROBE MPT	TEMP	LIST PRICE
8.712-301.0	3/8" x 1/2"	120°F	\$68.44
8.712-206.0	3/8"	140°F	\$86.80
8.753-450.0	3/8"	160°F	\$71.78
8.712-306.0	3/8" x 1/2"	180°F	\$68.44
8.712-311.0	3/8" x 1/2"	230°F	\$67.33
8.712-179.0	1/2"	180°F	\$68.44
8.712-308.0	1/2"	210°F	\$67.88
8.712-298.0	1/2"	230°F	\$66.22
8.712-316.0	1/2"	330°F	\$66.77
8.705-351.0	1/2" FPT x FPT	PVC Coupler	\$1.78

WIRE, 250 FT. SPOOL



- 18/12C General Purpose
- 150 V

PART NO.	VOLT	TEMP	LIST PRICE
9.119-387.0	150V	60°C	\$745.58

SWITCHES - THERMAL - HI-LIMIT - SNAP WITH LEADS

- AMP: 15 at 110V, AMP: 10 at 220V
- 1/4" Male Spade Lug Terminals
- 1/2" MPT external thread connects for attaching conduit or PVC wire connectors
- UL / CSA Rated, Bimetal Switch Components
- Does not turn back on until water has cooled 50° - 70°F
- Heavy-Duty Brass Housing - 7000 PSI Collapse Rating
- Normally used with other adjustable or fixed range thermostat which regulates water temperature
- Operates as safety device to shut off burner to prevent machine (water) overheating flashing to steam



PART NO.	PROBE MPT	WIRE LEAD	TEMP	LIST PRICE
8.712-185.0	1/2"	42"	225°F	\$65.66
8.712-205.0	1/2"	42"	340°F	\$68.99
8.751-363.0	1/2"	36" SJO 3 Wire	180°F	\$105.16
8.712-187.0	1/2"	42"	275°F	\$70.11

CONTACTORS - DP - CUTLER-HAMMER

Cutler-Hammer



- Cutler-Hammer Quality
- Type C25 definite purpose contactors feature a compact, efficient design with low-VA coil
- Din Rail Mounting

PART NO.	COIL VOLTAGE	FL AMPS	MOTOR HP @ 115V 1PH	MOTOR HP @ 230V 1PH	MOTOR HP @ 230V 3PH	MOTOR HP @ 460V 3PH	MOTOR HP @ 575V 3PH	LIST PRICE
8.724-267.0	24V	15	.75	2	3	5	5	\$72.33
8.724-264.0	115V	15	.75	2	3	5	5	\$71.78
8.724-265.0	230V	15	.75	2	3	5	5	\$72.89
8.724-269.0	24V	25	2	3	7.5	10	10	\$78.46
8.724-268.0	115V	25	2	3	7.5	10	10	\$78.46
8.724-270.0	230V	25	2	3	7.5	10	10	\$85.13
8.724-271.0	460V	25	2	3	7.5	10	10	\$87.36
8.724-275.0	24V	30	2	5	10	15	15	\$97.93
8.724-272.0	115V	30	2	5	10	15	15	\$97.93
8.724-273.0	230V	30	2	5	10	15	15	\$96.26
8.724-280.0	24V	40	3	7.5	10	20	20	\$106.28
8.724-276.0	115V	40	3	7.5	10	20	20	\$102.94
8.724-277.0	230V	40	3	7.5	10	20	20	\$104.05
8.724-278.0	460V	40	3	7.5	10	20	20	\$105.72
8.724-283.0	24V	50	3	10	15	30	30	\$120.18
8.724-281.0	115V	50	3	10	15	30	30	\$120.18
8.724-282.0	230V	50	3	10	15	30	30	\$123.52
8.724-286.0	24V	60	5	10	20	40	40	\$270.41
8.724-284.0	115V	60	5	10	20	40	40	\$281.54
8.724-285.0	230V	60	5	10	20	40	40	\$287.10
8.735-015.0*	115V	65	5	15	25	50	60	\$510.78

*includes aux contact block

SWITCHES / CONTACT BLOCKS - PUSH BUTTON - CUTLER-HAMMER

- Cutler-Hammer Quality
- Heavy-Duty
- Water Tight / Oil Tight



PART NO.	MODEL NO.	DESCRIPTION	LIST PRICE
9.803-666.0	CH C320KGS3	Aux Contact-N/O, N/C, 10A, Standard, Side Mounting	\$88.47
8.751-912.0	M22-K01	Contact Block-SPST-NC, 6A, 120V, Screw Terminal	\$21.81
8.751-913.0	M22-K10	Contact Block-SPST-NO for Non-Illum., Push Button, 6A, 500V, Screw Terminal	\$21.81
8.751-916.0	M22S-D-G	Switch, Green Push Button-SPST-NO, 22mm,Momentary, Flush Button, 6A, 500V, Screw Clamp Term.	\$21.81
8.751-915.0	M22S-DH-R	Switch, Red Push Button- SPST-NO/NC, 22mm, Momentary, Extended Button, 6A, 500V	\$24.70
8.751-910.0	M22S-WKV	Selector Switch Actuator- 22mm, 2 Position, Maintained, Non-Illum, Panel Mount	\$36.72

OVERLOAD RELAYS FOR CONTACTORS



- Cutler-Hammer Quality
- Direct Heated Bimetal Elements
- Adjustable Trip Current
- Manual / Automatic Reset

PART NO.	AMP RANGE	MODEL #	LIST PRICE
8.724-300.0	1.6 - 2.4	XTOB2P4CC1DP	\$99.60
8.724-301.0	2.4 - 4.0	XTOB004CC1DP	\$98.49
8.724-302.0	4.0 - 6.0	XTOB006CC1DP	\$110.73
8.724-303.0	6.0 -10.0	XTOB010CC1DP	\$95.70
8.724-312.0	10.0 - 16.0	XTOB016CC1DP	\$94.59
8.724-304.0	16.0 - 24.0	XTOB024CC1DP	\$92.92
8.724-305.0	24.0 -32.0	XTOB032CC1DP	\$96.26
8.724-306.0	24.0 - 40.0	XTOB040DC1DP	\$164.69
8.724-307.0	40.0 - 57.0	XTOB057DC1DP	\$172.48

Cutler-Hammer

RELAY SWITCH



PART NO.	DESCRIPTION	LIST PRICE
8.716-087.0	DPST-NO, 24V, Screw Terminal, Omron 2000 Series	\$95.15

POWER CORD - MOLDED

- Water Tight
- Factory Finished Look

PART NO.	DESCRIPTION	LIST PRICE
8.752-150.0	6' 14/3 with Plug	\$46.52

RELAYS



9.802-468.0



8.716-230.0



9.802-467.0



9.802-470.0



8.716-264.0



8.716-257.0

PART NO.	DESCRIPTION	LIST PRICE
9.802-468.0	Compact Relay with Light & Button- 10A, 120V, 4170 Ohms with indicator, DPDT, Socketable Mount RH2B UI AC120	\$34.61
9.802-467.0	Relay Socket/Base- 8 Pin, 2 Pole, 10A / 300V, DIN Rail Mount, M3.5 Screw, RH2B Series	\$31.04
8.716-230.0	Relay- 10A/24V AC, Midget, 153 Ohms, DPDT, Socketable Mount, RH2B	\$36.72
8.716-264.0	Power Relay-120V, Tab Mount, 30A SPST-NO-DM, 1/4" Terminals for SKHT-1X	\$47.40
8.716-257.0	Power Relay- 40A / 120V AC, SPDT, PCB/Chassis Mount	\$94.59
9.802-470.0	Mini Iso Relay- 40A / 12V, SPDT, for 12V DC Units, 13HP & Below	\$35.94
9.802-471.0	Mini Relay- 40A / 24V DC, SPDT, for 12V DC Units over 13HP	\$26.04

CAM SWITCHES - ROTARY - SALZER

- Single or Three Phase
- Heavy-Duty
- 2 Position or 3 Position



9.802-449.0

PART NO.	DESCRIPTION	LIST PRICE
9.802-450.0	2-Position 35A-115V/600V, 1-3 Phase	\$97.93
9.802-449.0	3-Position 115V / 230V, 1PH, 20 Amp	\$98.49
8.716-027.0	3-Position 230V / 460V, 3PH	\$204.76
8.716-030.0	Rotary Switch	\$291.55

MOTOR CONTACTORS - COILS & THERMAL OVERLOADS

For pressure washer and car wash applications.

- 24V AC Control
- Electrical Life: 1,000,000 + Cycles
- 10 - 240V, 30 - 240V or 480V Contractor or Flexibility
- Mechanical Life: 20,000,000 + Cycles
- Is adjustable within range
- Contacts: 90% Silver, 10% Cad-Oxide



Contactors



Coil



Thermal Overload

TYPE	24V COIL PART NO.	LIST PRICE	120V COIL PART NO.	LIST PRICE	230V COIL PART NO.	LIST PRICE	FL AMP	220V 10 HP	220V 30 HP	440V 30 HP
CONTACTORS UL RATING										
A	8.708-753.0	\$86.25	8.902-527.0	\$162.47	8.902-532.0	\$165.81	22	2	3	5
B	8.708-754.0	\$223.67			8.902-533.0	\$160.24	24	2	5	7.5
C					8.902-534.0	\$258.17	32	3	5	10
D	8.902-524.0	\$272.64			-		40	5	7.5	15
E	8.902-526.0	\$366.11			8.902-536.0	\$361.66	52	7.5	10	20

PART NO.	VOLTAGE	FITS CONTACTOR	LIST PRICE
COILS ONLY			
8.708-765.0	480v	A,B,C,D	\$71.78

PART NO.	TYPE	AMP RANGE	FITS CONTACTOR	LIST PRICE
THERMAL OVERLOADS				
8.708-749.0	Manual	9.0 - 15	A,B,C,D	\$151.34
8.708-760.0	Manual	17 - 26	A,B,C,D	\$184.72
8.708-742.0	Manual	20 - 33	C,D	\$292.67
8.708-744.0	Manual	28 - 42	C,D	\$353.87
8.708-750.0	Auto	9.0 - 15	A,B,C,D	\$116.84
8.708-743.0	Auto	20 - 33	C,D	\$308.25
8.708-747.0	Auto	35 - 50	E,F	\$346.08

- Used to Mount Overload to Motor Starter Contactors

PART NO.	FITS CONTACTOR	LIST PRICE
RELAY CONNECTOR KIT		
8.708-768.0	Relay Connector Kit 260265-268	\$39.80

TRANSFORMERS - STEP-DOWN

■ Industrial Duty

■ High-Quality Cutler-Hammer

■ Drops primary voltage to selected secondary voltage



8.716-899.0



9.802-553.0



8.716-904.0

PART NO.	PRIMARY V	SECONDARY V	SIZE	LIST PRICE
9.802-553.0	120V/240V	24V	.050KvA	\$ 131.31
8.716-904.0	120V/240V	24V	.100KvA	\$ 173.60
8.716-883.0	208V/230V/460V	24V/115V	.050KvA	\$ 149.12
9.804-556.0	208V/277V	120V	.050KvA	\$ 120.18
8.716-882.0	208V/277V	120V	.075KvA	\$ 166.92
9.802-550.0	240V/480V	120V/240V	.500KvA	\$ 390.59
9.802-552.0	240V/480V	120V	.075KvA	\$ 150.23
9.802-551.0	240V/480V	120V	.050KvA	\$ 123.52
9.803-668.0	550V/575V/600V	115V	.050KVA	\$ 123.52

MOTOR STARTER WITH SEALED BOX - MANUAL

■ AMP: 25 with Adjustable Overload

■ Two-Cord Grip Fit 1/2" Threaded Knockouts

■ Adjustment Range AMPS: 20-25

■ Protective Cover Over Buttons

■ Sealed Box: 3-1/4" W x 3-1/2" D x 6-1/2" H

■ Single and 3-Phase Wiring Instructions

■ 110-500V IEC-Rated



PART NO.	DESCRIPTION	LIST PRICE
8.709-709.0	Motor Starter	\$ 231.46

JUNCTION BOXES



PART NO.	DESCRIPTION	LIST PRICE
9.802-474.0	VNG Remote, Plastic	\$ 300.46
8.716-271.0	Fiberglass, NEMA1 for PE Units	\$ 196.97
8.716-272.0	12" x 10" x 5.25" for Solid Sep	\$ 388.37
9.802-475.0	8" x 8" x 4", Box, Plastic with Lid for SEA 3-1100	\$ 120.18
9.802-476.0	10" x 8" x 6", Box, Plastic with Lid for SEA	\$ 281.54
9.802-477.0	Box, Plastic without Lid E9081	\$ 27.93
9.802-478.0	Lid, Plastic for 9.802-477.0	\$ 14.25
8.716-280.0	18" x 16" x 9.25", Plastic for CLP, WB	\$ 730.00
8.716-281.0	14" x 16" x 6.75", Plastic for HBG, AMC	\$ 663.23
8.716-320.0	Cover, Duplex Receptacle for Alpha	\$ 10.74
8.716-321.0	2" x 4", 3-Hole, 1/2" WB, for CLP	\$ 14.35
8.716-322.0	2" x 4", Extension for 8.716-321.0, 8.716-323.0, 8.716-324.0	\$ 21.14
8.716-323.0	2" x 4", 5-Hole, 1/2" for CLP	\$ 24.93
8.716-324.0	2" x 4", 4-Hole, 1/2" for CLP	\$ 16.58
8.716-327.0	4" x 4", 5-Hole, 1/2" for WB	\$ 68.44
8.716-329.0	4" x 4" SK, Cover Plate for WB for 6-00041	\$ 11.35
9.802-483.0	2" x 4", Cover Plate for 8.716-321.0	\$ 3.72
9.802-484.0	2" x 4", Junction 3-Hole, 3/4"	\$ 17.25
8.716-339.0	2" x 4", 3-Hole, 1" for ENG	\$ 47.85

SWITCH BOX - RAIN TITE

- UL 728A
- Box: 2-3/4" x 5-1/2" x 2"
- Three 1/2" Tapped Holes
- Box includes two plugs, ground screw and mounting lugs
- Cover Includes Gasket



PART NO.	DESCRIPTION	LIST PRICE
8.709-702.0	RainTite Switch Box	\$ 14.35

ELECTRICAL COMPONENTS

TIMER

■ Preset and Adjustable Available

■ 24-240V

■ Heavy-Duty



PART NO.	DESCRIPTION	LIST PRICE
9.802-472.0	Solid State, 5-60 Min, 15 Sec with Lockout for Auto Start	\$172.48

CIRCUIT BREAKERS

■ Provides protection against excessive Amp draw



PART NO.	DESCRIPTION	LIST PRICE
9.802-485.0	25 Amp (All 12V Systems)	\$15.03

FUSES

■ Full range of fuses

■ Protect your equipment



PART NO.	CODE	MAX V	AMPS	LIST PRICE
9.802-463.0	FNM1/2	250V	0.5	\$6.46
9.802-464.0	FNM8/10	250V	0.8	\$6.18
8.716-173.0	FNM1	250V	1.0	\$6.46
9.803-977.0	FNM2-1/2	250V	2.5	\$6.29
8.716-187.0	FNM3	250V	3.0	\$6.46
9.803-664.0	FNM5	250V	5.0	\$6.34
8.716-194.0	FNM7	250V	7.0	\$6.73
9.802-460.0	FNM8	250V	8.0	\$6.18
8.716-165.0	FNM10	250V	10.0	\$6.34
8.716-191.0	FNQ3/10	500V	0.3	\$24.93
8.716-192.0	FNQ6/10	500V	0.6	\$15.80
9.802-465.0	FNQ-R-3	600V	3.0	\$11.58
8.716-169.0	KTK-R1/4	600V	0.25	\$12.36
9.802-462.0	KTK-R1/2	480V	0.5	\$10.68
8.933-007.0	KTK-R1	240V	1.0	\$10.68
8.716-177.0	KTK-R1-1/2	600V	1.5	\$10.63
9.803-663.0	KTK-R2	120V	2.0	\$11.58
8.716-179.0	KTK-R2-1/2	600V	2.5	\$11.01
8.716-180.0	KTK-R4	600V	4.0	\$11.79
9.804-050.0	KTK-R5	600V	5.0	\$11.69
8.716-183.0	KTK-R30	600V	30.0	\$32.39
8.716-170.0	MDL1/2	120V	0.5	\$6.73
8.716-172.0	MDL1	250V	1.0	\$4.12
8.716-174.0	MDL2-1/2	24V	2.5	\$4.40
8.716-188.0	MDL5	250V	5.0	\$4.28
8.716-161.0	MDL7-1/2	250V	7.5	\$6.56

CAM SWITCHES - 3-POSITION - MACHINE CONTROL

- Heavy-Duty Rotary Cam Switches
- Legend plate reads off / pump / burner
- Quick make / break action reduces arcing
- Wiring Boot Included (Except 410242-3)
- Legend Plate, 2/1/2" Square
- 4-Screw Mounting



PART NO.	MODEL	AMP RATING	VOLTAGE	PHASE	LIST PRICE
8.712-219.0*	S220-1686	20	110V	1	\$92.92
8.712-224.0*	S220-1687	20	220V	1	\$109.62
8.712-225.0*	S220-1688	20	220V	3	\$143.55
8.712-227.0*	S225-1686	30	110V	1	\$135.76
8.712-228.0*	S225-1687	30	220V	1	\$143.55
8.712-229.0*	S225-1688	30	220V	3	\$243.70
8.712-234.0	S432-4095	40	240V	1	\$354.98
8.712-235.0	S432-1402	40	480V	3	\$380.58
SINGLE-HOLE MOUNTING - REQUIRES 1 22MM (7/8" DIA) HOLE					
8.712-218.0	220-1789	20	110V	1	\$114.62
REPLACEMENT KNOB - FITS THOSE PART NUMBERS ABOVE MARKED WITH AN ASTERISK ()					
8.700-258.0	Replacement Knob				\$24.37

CAM SWITCHES WITH & WITHOUT BOX

Cam action fast "make-break" to reduce arcing.

- 40 - 60 Amp disconnect rating
- Four 1/2" Knock-Outs
- Versatile Mounting
- Motor Ratings:
7.5 HP at 240V, Single Phase
5.0 HP at 240V, 3 Phase
30.0 HP at 480V, 3 Phase



PART NO.	DESCRIPTION	LIST PRICE
8.712-217.0	40 Amp Switch with Large Box 4-1/2" W x 7" H x 3-3/4" D	\$291.55
8.712-211.0	60A/600V, 4P, Salzer Switch Only, No Knob	\$192.51

Note: Switch does not have thermal overload protection

CAM SWITCHES - 3-POSITION -SALZAR "BIG BOOT"

Large rectangular boot for easier wiring.



- Mounting configuration and electrical ratings same as "S" switches

PART NO.	MODEL	AMP RATING	VOLTAGE	PHASE	LIST PRICE
8.712-238.0	T225-1686	30	110V	1Ø	\$150.23
8.712-241.0	T225-1688	30	240V	3Ø	\$253.72
SINGLE-HOLE MOUNTING - REQUIRES ONE 22 MM (7/8" DIA) HOLE					
8.712-223.0	220-1843	20	220V	1Ø	\$129.08

CAM SWITCHES - 3-POSITION - "ELEKTRA" UNIVERSAL

UL/CSA-rated machine control cam switches.

- Position "off" - "pump burner"
- Quick make / break action - reduces arcing
- 2 or 4 Screw Mount (2-1/2" Square Legend Plate)
- Matches Salzer / Kraus, Naimer / Bremas & Klockner, Moeller Mounts
- "Boot" has plenty of wiring room
- "Tite Boot" excellent dust and moisture seal
- Screw-to-screw, terminal-to-terminal replacement for Salzer "S" and "J" type switches above
- Contacts UL / CSA Rated: 24 Amp vs 20 Amp, 35 Amp vs 30 Amp, 50 Amp vs 40 Amp



8.712-236.0



8.712-237.0



8.712-240.0

PART NO.	AMP RATING	WIRING POLES	VOLTAGE	PHASE	HP RATING	LIST PRICE
8.712-236.0	25	1	120V	1	1.5	\$210.32
8.712-237.0	25	2	120V / 240V	1	1.5 / 2.0	\$223.67
8.712-240.0	35	2	120V / 240V	1	2.0 / 3.0	\$263.73
8.712-242.0	50	2	120V / 240V	1	3.0 / 7.5	\$347.19

Note: None of the Elektra switches are for use on 3-phase motors without adding fuses or thermal overload

CAM SWITCHES - ON / OFF WITH BOX - "ELEKTRA"

UL/CSA-rated 25 and 35 Amp. Compact 3-1/4" square x 3-3/4" deep enclosure "versatile mount."



PART NO.	AMP RATING	WIRING POLES	VOLTAGE	PHASE	HP RATING	LIST PRICE
8.712-214.0	25	2	120V / 240V	1	1.5 / 2.0	\$251.49
8.712-216.0	35	2	120V / 240V	1	2.0 / 3.0	\$344.97

Note: None of the Elektra switches are for use on 3-phase motors without adding fuses or thermal overload

ROCKER SWITCHES

2500 Watt, 120V, 21.6 Amp at 3,600 RPM

- On / Off, 2 & 3 Position
- Lighted Available
- 125V / 250V / 24V



9.802-453.0



8.716-051.0



9.802-451.0



9.802-452.0

PART NO.	DESCRIPTION	AMP	VOLTAGE	LIST PRICE
9.802-453.0	Curvette, SPST, 2-Pos, Carling	16 / 10	120V / 250V	\$5.18
8.716-051.0	\$Curvette, DPST, 2-Pos, Carling	20 / 15	125V / 250V	\$16.47
9.802-451.0	Carling, Green Light, 2-Pos	15 / 10	125V / 250V	\$25.81
9.802-452.0	Green Lamp, Red Actuator, 3-Pos	15 / 10	125V / 250V	\$50.29
8.716-037.0	Rocker Switch	15 / 10	125V / 250V / 24V	\$49.41

GENERATOR - WINCO- AC- TB2400

2400 Watt, 120 VT, 3600 RPM, 20 Amps.



- 13.3" L x 7.6" W x 8.1" H
- 33 lbs.
- Starts and Runs 1/2 HP Motor
- 7/8" diameter shaft
- Conforms to UL1004-1, UL1004-4 and CSA 22.2 No. 100-24

PART NO.	DESCRIPTION	LIST PRICE
8.757-639.0	TB2400 Generator	\$1,248.00

THERMOSTAT - PROBE STYLE

With panel-mount controls



- PSI: 4000
- Temperature change response within + 12°F
- Accuracy + 2.5%
- 120VAC-20A
- 240VAC-20A
- 120/240VAC-1/4HP
- Large, Easy-Read Dial
- 3-1/2" SS Capillary Copper Immersion bulb with 60" capillary tube. UL/CSA Approved
- Seal, nut and 1/2" transition coupling included

PART NO.	DESCRIPTION	LIST PRICE
8.758-149.0	86-302 Deg	\$64.21
8.758-180.0	86-195 Deg	\$90.14
8.758-181.0	86-250 Deg	\$90.14
9.120-973.0	86-250 Deg	\$70.00

THERMOSTAT - ADJUSTABLE - FLOW-THRU



8.904-555.0

8.700-501.0

- PSI: 3000
- Adjustable Temperature: 85° - 195°F
- AMP: 10, 110V
- AMP: 5, 220V
- 1/2" Inlet, 3/8" Outlet
- Fenwall Inside
- Tension Adjusting Screw
- Stop Collar
- Ceramic Insulation
- Silver Contacts
- Stainless-Steel Case

PART NO.	DESCRIPTION	LIST PRICE
8.904-555.0	Thermostat	\$344.97
8.700-501.0	Switch Only	\$166.92

CAM SWITCHES - 2-POSITION



- Legend Plate: On / Off
- Tear-Drop-Shaped Knob
- Face Plate 2-1/2" Square
- Motor Ratings:
410202 - 1-1/2 HP / 110V
410204 - 6 HP / 240V

PART NO.	DESCRIPTION	LIST PRICE
8.712-213.0	25 Amp / 110V	\$125.75
8.712-215.0	30 Amp / 220V	\$143.55

INDICATOR LIGHTS



- Easy Mounts to Control Panel
- Available in 12V, 24V and 125V
- Great for remote applications

8.716-408.0 9.802-456.0

PART NO.	VOLTAGE	COLOR	LIST PRICE
8.716-095.0	125V	Red	\$14.68
9.802-455.0	125V	Green	\$13.80
8.716-408.0	125V	Amber	\$12.69
9.803-651.0	28V	Red	\$15.46
9.803-652.0	28V	Green	\$13.69
8.716-097.0	12V	Red	\$20.14
9.802-456.0	12V	Green	\$13.35

BREAKER SWITCHES



PART NO.	DESCRIPTION	PHASE	LIST PRICE
8.716-067.0	7.5 HP, 230V, 1400	1PH	\$272.64
8.716-068.0	7.5 HP, 230V, 1400	3PH	\$574.20
8.716-069.0	7.5 HP, 460V, 1400	3PH	\$807.89
8.716-073.0	10A / 460V, 900	3PH	\$300.46
8.716-074.0	12A / 480V	3PH	\$961.46
8.716-076.0	20A / 277V, 900	3PH	\$265.96
8.716-070.0	25A / 250V, 2255	3PH	\$543.05
8.716-077.0	30A / 277V, 900	1PH	\$140.21
8.716-066.0	40A / 230V, 1070	1PH	\$501.87

WIRE LOOMS - USED FOR WIRING HARNESSSES



- Protects wires from abrasion and crushing
- Controls bundles of wires and allows for multiple exits at wiring points
- "Factory-perfect" look for all machines

PART NO.	DESCRIPTION	LIST PRICE
8.709-679.0	1/4" ID 100' Roll	\$68.44
8.709-680.0	3/8" ID 100' Roll	\$79.57
8.709-681.0	1/2" ID 100' Roll	\$89.02
8.709-682.0	5/8" ID 100' Roll	\$91.81

GFCI MODULE

Not recommended for field service.



- 240V, 60 Hz
- 240V shop attachable module; attach your power cord length as required
- Use with 16-12 gauge SJ, SJO or SJT, 3-wire cords

PART NO.	DESCRIPTION	PHASE	LIST PRICE
8.709-858.0	GFCI Module	1PH	\$205.87

TAPE - VINYL ELECTRICAL



- Premium Grade, 7 mil
- UL-Approved

PART NO.	DESCRIPTION	LIST PRICE
8.704-706.0	Roll 3/4" x 60'	\$4.28

CONNECTOR CLAMPS - ROMEX (METAL)



PART NO.	DESCRIPTION	LIST PRICE
8.709-663.0	1/2" Strt. Connector	\$1.33
8.709-664.0	3/4" Strt. Connector	\$2.95
8.709-660.0	1/2" Lock Nut Only	\$0.83
8.709-661.0	3/4" Lock Nut Only	\$0.50

CORD CAPS & PLUGS



- | | | | |
|--|---------------------------|---------------------------|--|
| <p>8.709-653.0</p> <ul style="list-style-type: none"> ■ Industrial-Quality ■ Dead front cord caps - nylon body straight plugs and "auto-clamp" for cord | <p>8.709-655.0</p> | <p>8.709-656.0</p> | <p>8.709-659.0</p> <ul style="list-style-type: none"> ■ 8.709-659.0 angle plug has vinyl body and both 30A and 50A neutral leg |
|--|---------------------------|---------------------------|--|

PART NO.	DESCRIPTION	MATERIAL	LIST PRICE
8.709-653.0	15A / 125V	Black Nylon	\$17.02
8.709-655.0	20A / 125V	Black Nylon	\$24.70
8.709-656.0	20A / 220V	Black Nylon	\$26.04

CONNECTOR / STRAIN RELIEFS - LIQUID TIGHT - FOR CABLE, WIRE & TUBING

Keep water-tight NEMA-4 and 4x enclosures water-tight with these unique fittings.

DOME NUT WITH INSIDE TAPER

- As the dome nut is tightened, the seal ring grips, holding the cable wire or tubing positively in place.



LEAD-SCREW THREAD

- The dome nut can be firmly tightened due to the high strength lead-screw thread.



CLAMPING SPLINES

- Various sizes and odd-shaped cables, wires and tubing can be accommodated due to overlapping diagonally split clamping splines

PART NO.	TYPE	THREAD	CORD SIZE	CORD OD	LENGTH	LIST PRICE
9.802-514.0	Dome	1/2" NPT	14/3-12/3	.230" - .470"	1.8"	\$7.29
8.709-688.0	Dome	3/4" NPT	14/3-12/3	.350" - .630"	2.0"	\$14.02
8.709-690.0	Flex	1/2" NPT	14/3-12/3	.230" - .470"	4.3"	\$10.35
8.709-692.0	Flex	3/4" NPT	12/3-10/4	.51" - .71"	5.2"	\$23.25

PART NO.	THREAD	LIST PRICE
PLASTIC JAM NUTS		
9.802-526.0	3/4" NPT	\$2.28

GFCI - WITH AND WITHOUT PLUGS & CORDS

GFCIs protect people and equipment by interrupting potentially lethal ground circuits exceeding 6mA. The dangers of electrical shocks have been long known - GFCIs are the only real way to be safe. Most city and county codes now require GFCI protection on power cleaning equipment.

- UL-Listed
- Three Wire Circuits
- Transient Voltage Protection
- 4-6mA Ground Fault Protection
- Grounded Neutral Protection
- Mechanical Trip Indicator
- Compact Size
- Rugged Construction
- Radio Frequency Interference Suppression



Integrated GFI & Plug



PART NO.	VOLTAGE	AMP	LENGTH	INTEGRATED	LIST PRICE
GFCI CORD WITHOUT PLUG					
8.709-842.0	120V	20A	12'	N/A	\$ 155.79
8.709-860.0	240V	30A	6'	N/A	\$ 401.72
8.709-861.0	240V	30A	12'	N/A	\$ 456.25
8.709-862.0	240V	30A	35'	N/A	\$ 459.59
9.802-434.0	240V	40A	36'	N/A	\$ 1,646.94
GFCI CORD WITH PLUG					
9.802-432.0*	120V	15A	36'	Combo	\$ 158.02
9.802-431.0*	120V	20A	36'	Combo	\$ 186.95
9.802-433.0	240V	20A	36'	Separated	\$ 358.32
8.709-853.0	240V	30A	6'	Separated	\$ 467.38
8.709-854.0	240V	30A	12'	Separated	\$ 486.29
8.709-855.0	240V	30A	35'	Separated	\$ 388.37
9.802-430.0	240V	30A	36'	Separated	\$ 393.93
GFCI PLUG WITHOUT CORD					
8.709-847.0	120V	15A	N/A	N/A	\$ 51.64
8.709-846.0	120V	20A	N/A	N/A	\$ 62.32

Note: User-attached plug also includes the sealant necessary to attach the power cord per UL specification

* Integrated GFI & Plug

MOLDED PLASTIC FLOAT TANKS



- Molded Polypropylene
- 7 Liter Size: 13" x 5" x 6"
- 1 Gallon Size: 10" x 5" x 8"
- No Holes for Max Flexibility
- 1-Gallon Tank has Tight Fitting Lid (included)
- 7-Liter Snap-on Tank Lid (sold separately)

PART NO.	DESCRIPTION	LIST PRICE
8.710-026.0	7-Liter Tank Only	\$ 32.49
8.710-027.0	7-Liter Tank Lid	\$ 14.58
8.710-028.0	1-Gallon Tank with Lid	\$ 33.50

STAINLESS-STEEL FLOAT TANK



- Fully Welded and Water Tight
- 2.8 Gallon Capacity
- 12" x 9" x 6"
- 16 Gauge #303 Stainless-Steel
- 1/2" Full Coupling, Stainless-Steel Inlet / Outlet
- Convenient Mounting Tabs

PART NO.	DESCRIPTION	LIST PRICE
8.710-029.0	Stainless-Steel Float Tank	\$ 401.72
8.710-034.0	Stainless-Steel Lid	\$ 82.35

FRAMES, DIRECT DRIVE



- Heavy-duty Aluminium, More Corrosion-resistant than Steel
- 10" Flat-free Tire for Better Reliability
- Integrated Nozzle Holders

PART NO.	DESCRIPTION	LIST PRICE
8.924-399.0	Aluminium Frame, DD CW	\$ 514.11
8.924-400.0	Aluminium Frame, 270 and 390 AL DD CW	\$ 508.55

REPLACEMENT FUEL CAP

- Fits 9 Gallon Diesel Fuel Tank (8.710-142.0)
- Fits Fuel Tanks (8.751-294.0, 8.751-296.0, 8.751-293.0)

PART NO.	DESCRIPTION	LIST PRICE
8.751-449.0	Replacement Fuel Cap for Fuel Tanks	\$ 22.37

FUEL TANK, 9-GALLON DIESEL



- Strap or Bolt Mount (4 / 5/ 16" Inserts in Bottom)
- Metal Inset 3/8" Inlet / Return Lines
- Black, Crosslinked PE
- Vented Fuel Cap
- Filler Neck Doesn't Extend Beyond Tank Wall
- Compact Size: 19-3/4"L x 12"W x 10-1/2"H

PART NO.	DESCRIPTION	LIST PRICE
8.710-142.0	9-Gallon Fuel Tank - Plastic	\$ 329.39

Note: Includes Fuel Cap

FUEL TANKS



8.751-293.0

- EPA / CARB-Compliant
- Seamless One-piece Construction of Marine Grade, UV-protected Polyethylene
- 90° Fuel Withdrawal Fitting



8.751-294.0

- Two-stage Click when Closed Fuel Cap
- Built-in Reserve (when gauge reads "empty", tilt to access additional fuel)
- Easy-to-read Sight Gauge

PART NO.	SIZE	DIMENSIONS (LxWxH)	LIST PRICE
8.751-294.0	6-gal	21.18" x 13.5" x 10"	\$ 172.48
8.751-296.0	12-gal	20.375" x 13.75" x 14.75"	\$ 344.97
8.751-293.0	12-gal	24.25" x 18" x 11"	\$ 350.53

RUBBER PARTS



PART NO.	DESCRIPTION	LIST PRICE
9.802-064.0	Grommet, Nozzle Holder	\$ 1.16
8.706-557.0	Bellows, Leg Boot	\$ 11.35
9.802-067.0	Bumper Pad, Engine	\$ 0.83
9.802-069.0	Handle Grip	\$ 4.40
8.706-745.0	Plug, Hole Plastic	\$ 0.45
9.803-046.0	Mount, Rubber Vibration	\$ 46.07
8.706-553.0	Mount, Rubber Vibration 60 Duro	\$ 25.38
8.706-524.0	Mount, Rubber Vibration 1-3/8" Dia x 3/4"	\$ 23.82
9.802-066.0	Pad, Soft Rubber	\$ 4.57

FUEL CAPS



- For Gas or Diesel Fuel Tanks
- Fits Standard 2-1/4" Fuel Necks

PART NO.	DESCRIPTION	LIST PRICE
8.701-700.0	Fuel Cap with Gauge 10"	\$ 81.23

BATTERY BOXES WITH COVER, MARINE STYLE

Protect batteries on pressure washers, boats or other industrial equipment.



- Attractive Molded Polypropylene
- Complete with hold-down cleats and strap for cover
- Small: 8-1/2"L x 6"W x 8-1/2"H
- Large: 11-1/4"L x 7-3/4"W x 10-3/4"H


PART NO.	DESCRIPTION	LIST PRICE
8.706-652.0	Small Box	\$ 40.18
8.706-600.0	Large Box	\$ 31.38

FLAT-FREE TIRES

Flat-free tires provide the bounce and load handling characteristics similar to an air filled tire - with the benefit of never going flat. Flat-free tires are lightweight, non-marking and come mounted on a heavy-duty steel rim with shielded ball bearings. Not for highway use.



- Heavy-Duty Steel Rim
- Non-Marking
- 4" Steel Rim: Max Load 300 lbs.
- 12" Steel Rim: Max Load 375 lbs.
- Accepts .63" Shaft

PART NO.	DESCRIPTION	LIST PRICE
8.711-898.0	 Wheel and Tire Assembly, 4" Steel Rim	\$ 72.33
8.758-460.0	Wheel and PU Tire Assembly, 12" Steel Rim	\$ 48.50

PLASTIC DIP TUBE ASSEMBLY



- Rubber bushing seal
- New Style Plastic Dip Tubes (order separately)

PART NO.	DESCRIPTION	LIST PRICE
8.706-495.0	Plastic Dip Tube Assembly, 12" Long	\$ 9.85
8.706-496.0	Plastic Dip Tube Assembly, 17.75" Long	\$ 10.07
9.802-053.0	Rubber Bushing, Fuel Line	\$ 1.28

CHASSIS COMPONENTS

COMPLETE WHEELS



8.711-901.0



8.754-186.0



8.712-762.0

- High-Quality Pneumatic and Semi Pneumatic
- Fits 5/8" Shaft

PART NO.	DESCRIPTION	LIST PRICE
8.754-186.0	10" Steel Rim with Tube 5/8" Shaft	\$ 25.26
8.712-762.0	10" White Steel Rim, 3/4" Hub Tubeless	\$ 58.43
8.711-921.0	6" Tube Only	\$ 24.26
8.712-767.0	10" Tube Only	\$ 23.70
9.802-274.0	10" x 2-3/4" Hard Rubber Wheel	\$ 36.28
8.711-908.0	3" Gray Caster Wheel	\$ 75.12
8.756-365.0	10" Gray, Steel Rim, Flat Wheel	\$ 36.28

INTERCHANGEABLE BEARINGS

8.700-484.0	5/8" Bore Bearing	\$ 5.84
8.700-486.0	3/4" Bore Bearing	\$ 5.90

HUB CAPS AND COLLARS

8.700-184.0	5/8" Hub Cap	\$ 3.39
9.802-782.0	5/8" Bore Shaft Collar	\$ 2.51



8.700-486.0



8.700-485.0

MISCELLANEOUS PARTS



8.719-064.0



9.802-066.0



8.932-992.0

PART NO.	DESCRIPTION	LIST PRICE
8.719-064.0	Chassis Knob 5/16" Thread, Black	\$ 7.79
9.802-066.0	Soft Rubber Foot Pad	\$ 4.57
8.932-992.0	Vibration Isolator 3/8"	\$ 17.25

PUMP - AIR-OPERATED - FLOJET



- Twin Diaphragm, Self-priming
- Dry Air (or CO2) PSI: 20-120
- GPM: 7.0
- Max Liquid Temperature: 120°F
- Santoprene Elestomers
- Self-Priming up to 15 Feet
- Air (Gas) In & Out, 1/4" Barb
- Choice of 3/8" or 1/2" Barb Fluid In/Out
- Automatic, On-Demand Start & Stop
- Flow Control via Air (Gas) Pressure
- Common Use: Chemical transfer and dispensing parts, washers and car wash systems

PART NO.	DESCRIPTION	LIST PRICE
8.702-321.0	3/8" Pump, Santoprene	\$387.25
8.702-322.0	3/8" Pump, Viton	\$588.67
8.702-323.0	1/2" Pump, Santoprene	\$393.93
8.702-324.0	1/2" Pump, Viton	\$541.93

PUMPS - AIR-DRIVEN - FLOJET FLOJET

Twin diaphragm, self-priming.




- Dry Air (or CO2) PSI: 20-80
- GPM: 1.9
- Max Liquid Temperature: 120°F
- Santoprene/Viton Elestomers: Use Santoprene for Soaps, Use Viton for Butyls
- Chemical In & Out, 3/8" Barb
- Air (Gas) In & Out, 1/4" Barb
- Automatic, On-demand Start & Stop
- Control Flow and Pressure with Air Pressure

PART NO.	DESCRIPTION	LIST PRICE
8.702-320.0	Pump, Santoprene	\$279.31
8.702-319.0	Pump, Viton	\$354.98
8.700-388.0	Valve Kit, Santoprene	\$55.19

AIR-FILTER / REGULATORS



8.712-585.0



8.712-586.0

- PSI: 125
- 1/4" Ports
- Pressure-Relieving
- Removes air line impurities to 5 microns
- Maintains and gauges pressure to, and therefore discharges pressure from, air-driven diaphragm pumps

PART NO.	DESCRIPTION	LIST PRICE
8.712-585.0	Regulator Only	\$78.46
8.712-586.0	Filter / Regulator	\$172.48
8.712-587.0	Gauge, 0-1 60, 1/8"	\$14.25

BRUSHES - FOAM & ACCESSORIES



FOAM BRUSH

- 3" x 10" super soft flagged bristle fountain brush. Choose from black, red or blue.



FOAM BRUSH LANCE

- 40" long with 30" insulated grip, 3/8" FPT inlet, 1/2" MPT outlet (matches brush inlet). Colors: red, blue or black.



BRUSH HOSES

- Clear, spiral wire braid, 1/2" ID with 3/8" MPT, zinc-plated steel fittings both ends.

PART NO.	DESCRIPTION	LIST PRICE
8.710-115.0	Foam Brush Head, Black	\$76.23
8.710-117.0	Foam Brush Head, Red	\$81.80
8.710-116.0	Foam Brush Head, Blue	\$79.57
8.710-119.0	Foam Hose, 15'	\$117.96
8.710-121.0	Lance 40", Red	\$47.07
8.710-122.0	Lance 40", Black	\$48.52
8.710-123.0	Lance 40", Blue	\$46.07

CAR WASH BAY ACCESSORIES

CAR WASH BOOMS, "REFLEX"

The performance leader!




- PSI: 3000
- 5' 6" Car Wash Model
- 8' Truck Wash Model
- Stainless-Steel Boom Arm
- 3/8" FPT Inlet / Outlet Hose (Included)

PART NO.	DESCRIPTION	LIST PRICE
BOOMS		
8.903-620.0	180° Wall Mount 5' 6" Boom	\$766.72
8.903-621.0	360° Ceiling Mount 5' 6" Boom	\$860.19
8.903-624.0	180° Wall Mount 10' Boom	\$931.41
8.903-625.0	360° Ceiling Mount 10' Boom	\$958.12
8.903-626.0	180° Wall Mount 8' Boom	\$1,287.51
8.903-627.0	360° Ceiling Mount 8' Boom	\$1,008.20
PARTS / ACCESSORIES		
8.903-622.0	5.5' Rod / Hose, Assy Only	\$517.45
8.903-623.0	8' Rod / Hose, Assy Only	\$590.90
8.903-628.0	10' Rod / Hose, Assy Only	\$650.99
8.903-630.0	Ceiling Mount, Base Only	\$920.29
8.903-632.0	Wall Mount, Base Only	\$703.29
8.700-265.0	Set Screw for Angle Block	\$2.06
8.905-605.0	90° End Coupler C/W Boom	\$77.90
8.905-604.0	8' Coupler Stainless-steel C/W Boom	\$58.43
8.712-450.0	Swivel - Brass 3/8"	\$61.77
8.700-263.0	Swivel Repair Kit (Pre-1998)	\$25.38
8.700-287.0	Swivel Repair Kit (1998-Present)	\$42.85

WASH BAY ACCESSORIES - STAINLESS-STEEL

Foam brush broom holder, wand holders, mat clamps.



PART NO.	DESCRIPTION	LIST PRICE
8.708-880.0	Standard Foam Brush Holder	\$45.07
8.708-881.0	Rigid Wall Mount Wand Holder	\$120.18
8.708-882.0	Flex Bottom Mount Wand Holder	\$249.27
8.708-883.0	Mat Clamp	\$41.84

LOCKS FOR METER BOXES



PART NO.	DESCRIPTION	LIST PRICE
8.708-730.0	Tubular Cam Lock	\$71.78

SWITCH - ROTARY - 8-POSITION

Metal car wash switch.



- Double Stack 8-Position
- Metal
- Much more durable than cheaper plastic switches
- Direct replacement for Electroswitch 31302A-S and NU32LA
- Make before break functions

PART NO.	DESCRIPTION	LIST PRICE
8.708-729.0	8-Position Rotary Switch	\$122.41

TRANSFORMERS



PART NO.	DESCRIPTION	LIST PRICE
8.708-780.0	115-24V AC: 600 MIL/AMP	\$75.12
9.803-662.0	115/208/230-24V AC: 100V A Fused	\$289.33
8.708-783.0	120/208/240-24V AC: 50V A	\$65.10
8.708-784.0	120/208/240-24V A Not Fused	\$39.40

FUSES



PART NO.	DESCRIPTION	LIST PRICE
8.708-786.0	Transformer Fuse 5 AMP	\$15.03



SWIVELS - MEDIUM-PRESSURE - CAR WASH



- PSI: 1000
- 7/16" Flow-Thru Opening
- All-Brass Body
- Bronze-Thrust Bearing
- Buna Seals (Non-Repairable)
- 1/2" FPT x 1/2" MPT

PART NO.	DESCRIPTION	LIST PRICE
8.705-057.0	Swivel	\$41.62

SWIVELS - LOW-PRESSURE - CAR WASH



- Swivel Action PSI: 300
- Brass MPT
- Zinc-Chromate Steel FPT

PART NO.	DESCRIPTION	LIST PRICE
8.705-056.0	3/8" FPT x 3/8" MPT	\$17.92
8.705-055.0	1/2" FPT x 1/2" MPT	\$22.47

LANCES - FLEX



- PSI: 2500
- Temperature: 200°F
- Flexes 180° and returns
- Prevents bent lances and broken hoses
- Industrial-grade polyurethane flex section
- Perfect for self-serve car wash bays
- 1/4" galvanized pipe end sections

PART NO.	LENGTH	DESCRIPTION	LIST PRICE
8.710-600.0	18"	1/4"MPT x 1/8"FPT, Black	\$65.10
8.710-603.0	21"	1/4"MPT x 1/8"FPT, Red	\$67.33
8.710-604.0	24"	1/4"MPT x 1/8"FPT, Red	\$68.44
8.710-598.0	18"	1/4"MPT x 1/4"MPT, Red	\$46.74

VACUUM ACCESSORIES

May slip directly on to hose. Use with swivel cuffs for better results.



Vacuum Claw Nozzle

PART NO.	COLOR	LIST PRICE
1-1/2"		
8.708-892.0	Yellow	\$11.46
8.708-891.0	Black	\$9.80
8.708-890.0	Gray	\$9.35
2"		
8.708-894.0	Yellow	\$9.46



Adapter

PART NO.	DESCRIPTION	LIST PRICE
8.708-900.0	2" Hose x 1-1/2" Wand	\$11.79
8.708-904.0	2" Hose x 2" Wand	\$10.51



Cuffs, Hose to Tank

PART NO.	DESCRIPTION	LIST PRICE
8.708-903.0	1-1/2" x 1-1/2"	\$6.79
8.708-904.0	2" x 2"	\$10.51
8.708-905.0	1-1/2" x 1-1/2" Swivel	\$7.51

Vacuum Hose

PART NO.	DESCRIPTION	LIST PRICE
8.697-112.0	50' Blue Vac hose 1-1/2" Swivel	\$155.79
8.697-117.0	50' Blue Vac hose, 2" Swivel	\$215.88

TRIGGER GUN - RB65 WASH GUN

Low-pressure spray gun with straight jet and adjustable cone from the trigger with adjustable screws to alter cone angle wideness from 0° to 60°.



- PSI: 350
- GPM: 16.0
- Temperature: 195°F
- Completely Sealed
- Ergonomic
- Adjustable Jet Cone
- Trigger Protection
- Brass Body

PART NO.	DESCRIPTION	LIST PRICE
8.710-449.0	PA RB65 with Swivel	\$211.43
8.710-448.0	PA RB65 No Swivel	\$192.51
9.114-478.0	PA RB65 Stainless Steel w/ Swivel (RED)	\$225.90
8.751-896.0	RB 65 Trigger Gun Seal Kit- KIT 2	\$109.62

VACUUM MOTORS - A+ / AP



8.625-841.0



8.620-204.0



8.625-842.0

PART NO.	DESCRIPTION	LIST PRICE
TWO FAN STAGES, BYPASS MOTORS		
8.625-841.0	5.7" Diameter, 120V Double Ball Bearing, Peripheral Discharge	\$ 142.44
8.620-204.0	Vault System Vac Motor: 120V Double Ball Bearings, Tangent Discharge	\$ 145.78
THREE FAN STAGES, BYPASS MOTORS		
8.625-842.0	5.7" Diameter, 120V Double Ball Bearings, Tangent Discharge	\$ 228.12

VACUUM MOTORS - AMETEK-LAMB



8.685-502.0



8.685-442.0



8.685-458.0

PART NO.	DESCRIPTION	LIST PRICE
TWO FAN STAGES, BYPASS MOTORS		
8.685-502.0	5.7" Diameter, 120V Double Ball Bearing, Peripheral Discharge	\$ 131.31
8.685-442.0	Vault System Vac Motor: 120V Double Ball Bearings, Tangent Discharge	\$ 159.13
THREE FAN STAGES, BYPASS MOTORS		
8.685-458.0	5.7" Diameter, 120V Double Ball Bearings, Tangent Discharge	\$ 182.50

HOSES - CONNECTOR / CAR WASH BAY, 12'-25'

All car wash bay hoses come with solid male pipe on both ends.



PART NO.	LENGTH	PSI	LIST PRICE
3/8" BLACK - 1 WIRE			
8.918-333.0	12'	4000	\$ 47.63
8.918-334.0	13'	4000	\$ 49.63
8.918-338.0	15'	4000	\$ 56.20
8.918-340.0	16'	4000	\$ 57.87
8.918-342.0	17'	4000	\$ 62.32
8.918-344.0	18'	4000	\$ 65.66
8.918-348.0	20'	4000	\$ 70.67
3/8" BLUE - 1 WIRE			
8.918-360.0	12'	3000	\$ 89.59
8.918-366.0	15'	3000	\$ 108.50
8.919-124.0	16'	3000	\$ 114.62
8.918-369.0	17'	3000	\$ 121.30
8.918-371.0	18'	3000	\$ 125.75
8.918-373.0	19'	3000	\$ 83.46
8.918-375.0	20'	3000	\$ 137.99
8.918-385.0	25'	3000	\$ 116.84
1/4"BLUE - 1 WIRE			
8.918-389.0	13'	3000	\$ 61.77
8.918-391.0	14'	3000	\$ 68.44
8.918-393.0	15'	3000	\$ 66.22
8.918-395.0	16'	3000	\$ 73.44
8.918-397.0	17'	3000	\$ 75.12
8.918-399.0	18'	3000	\$ 80.12
8.918-401.0	19'	3000	\$ 80.12
8.918-403.0	20'	3000	\$ 85.13
8.918-409.0	23'	3000	\$ 98.49
8.918-411.0	24'	3000	\$ 101.83
8.918-413.0	25'	3000	\$ 103.49

SOLENOID VALVES - CFA - SS & BRASS



- Air
- Light Oil
- Professional Car Washes
- Chemicals
- Low Pressure Steam
- Other Industrial Applications

WATER SOLENOID VALVES 2-WAY, NORMALLY CLOSED.



The S211 Series Standard Water Valves have reliable piloted diaphragm construction with proven performance over decades of use. Featuring stainless-steel seats, the S211 Series typically requires 4 or 5 PSI pressure differential to open. The S201 Series Zero Differential Valves are constructed with the

same materials, but are capable of operating with the same amount of pressure on both sides of the valve. Both valve types are often utilized in the car wash industry.

CHEMICAL SOLENOID VALVES, 2-WAY, NORMALLY CLOSED.



For decades, car wash industry professionals have chosen the rugged S301 and S311 Series Valves because of their compact size and long life. Available in 1/8", 1/4" and 3/8" NPT designs, these valves are used in air, water and chemical applications.

HIGH-PRESSURE SOLENOID VALVES 2-WAY, NORMALLY CLOSED.



The S401 High-Pressure Valves are compact, dependable and specifically designed by ITT to meet car wash applications up to 1400 PSI. Best Buy.

SOLENOID VALVES FOR CAR WASH ANTI-FREEZE APPLICATIONS, NORMALLY OPEN

These valves provide long life and reliable performance in the "make or break" anti-freeze systems of car washes. The S202 and S212 Series Diaphragm Valves feature non-wicking, fabric-reinforced diaphragms, which eliminates premature diaphragm failures, as well as stainless-steel upper seats, which prevents seat deterioration often associated with brass-seated valves. The S202 Series Diaphragm Valve incorporates the zero-operating pressure design discussed above; the S212 Series is a piloted diaphragm, and the S402 Series is piloted piston valve.

SOLENOID VALVES - CFA - SS & BRASS



BODY	SEALS	MODE	TYPE	
BR = Brass	B = Buna	N/O = Normally Open	DA = Direct Acting	PP = Piloted Piston
SS = Stainless-Steel	V = Viton	N/C = Normally Closed	PD = Piloted Diaphragm	

PART NO.	GC PART NO.	PORT F-NPT / BODY	ORIFICE	OPER PSI	SEALS	MODE	TYPE / AC VOLTS	DEMA EQUIV	LIST PRICE
8.708-806.0	S201-CG4	3/8" / BR	.312"	150	B	N/C	PD / 110	A413P-110	\$371.68
8.708-807.0	S201-DG4	1/2" / BR	.438"	150	B	N/C	PD / 24	A414P-24	\$221.45
8.708-808.0	S201-DG4	1/2" / BR	.438"	150	B	N/C	PD / 110	A414P-110	\$231.46
8.708-821.0	S211-CG4	3/8" / BR	.625"	150	B	N/C	PD / 110	473P-110	\$223.67
8.708-822.0	S211-DG4	1/2" / BR	.625"	150	B	N/C	PD / 24	474P-24	\$239.25
8.708-823.0	S211-DG4	1/2" / BR	.625"	150	B	N/C	PD / 110	474P-110	\$239.25
8.708-824.0	S211-EG5	3/4" / BR	.750"	150	B	N/C	PD / 24	476P-24	\$281.54
8.708-825.0	S211-EG5	3/4" / BR	.750"	150	B	N/C	PD / 110	476P-110	\$290.44
8.708-826.0	S211-FG9	1" / BR	1.00"	150	B	N/C	PD / 24	-	\$440.67
8.708-827.0	S211-FG9	1" / BR	1.00"	150	B	N/C	PD / 110	-	\$441.78
8.708-829.0	S301-BD7	1/4" / BR	.109"	150	B	N/C	DA / 24	401P-24	\$173.60
8.708-830.0	S301-BD7	1/4" / BR	.109"	150	B	N/C	DA / 110	401P-110	\$182.50
8.708-831.0	S301-BD7	1/4" / SS	.125"	150	V	N/C	DA / 24	424-2-24	\$166.92
8.708-832.0	S301-BD7	1/4" / SS	.125"	150	V	N/C	DA / 110	424-2-110	\$173.60
8.708-833.0	S401-Z	3/8" / PP	.350"	1000	V	N/C	PP / 1260/60	453P-24	\$300.46
8.708-834.0	S401-Z	3/8" / SS	.350"	1200	V	N/C	PP / 110	453P-110	\$287.10
8.708-835.0	S401-Z	1/2" / SS	.500"	1200	V	N/C	PP / 24	454P-24	\$528.58
8.708-836.0	S401-Z	1/2" / SS	.500"	1200	V	N/C	PP / 110	454P-110	\$369.45

REPLACEMENT / REPAIR KITS FOR SOLENOID VALVES

8.708-837.0	24V AC Coil	\$49.52
8.700-217.0	Repair Kit - S301, 1/4" Valves (Viton)	\$28.71

SOLENOID VALVES - KIP - SS & BRASS

- Reliable over years of use
- Millions of cycles life not unusual
- All with FPT Ports



8.708-846.0



8.708-849.0



8.708-863.0

MODE
N/O = Normally Open
N/C = Normally Closed

TYPE
N/A = Not Adjustable
C/A = Chemical Adjustment

PART NO.	MODE	FPT	VOLTAGE	TYPE	ORIFICE ID	LIST PRICE
STAINLESS-STEEL						
8.708-846.0**	N/C	1/4"	24V AC	N/A	.062	\$ 231.46
8.708-849.0	N/C	1/8"	24V AC	N/A	.062	\$ 126.86
8.708-851.0	N/C	1/4"	24V AC	C/A		\$ 158.02
8.708-852.0*	N/C	1/4"	24V AC	C/A		\$ 158.02
8.708-855.0	N/C	1/4"	120V AC	N/A	.093	\$ 132.42
8.708-856.0	N/C	1/4"	24V AC	N/A	.093	\$ 133.54
8.708-857.0*	N/C	1/4"	120V AC	N/A	.093	\$ 348.31
8.708-858.0*	N/C	1/4"	24V AC	N/A	.093	\$ 140.21
BRASS SOLENOID VALVES - KIP						
8.708-863.0*	N/C	1/8"	240V AC	N/A	.062	\$ 113.51
8.708-864.0*	N/C	1/8"	120V AC	N/A	.062	\$ 109.62
PARTS						
8.708-859.0	Coil Only		120V	Wire Leads		\$ 61.77
8.708-860.0	Coil Only		24V	Wire Leads		\$ 95.70
\$*Conduit Body Style with Wire Leads ** Wire Leads						

SOLENOID VALVES WITH BUILT-IN STRAINERS

For pressure lines and pressure systems only.

BRASS VALVES - DIAPHRAGM STYLE

- Normally close valve operation
- Proven design features for reliable performance on all applications
- Operates in any position, but do NOT mount valve with coil under valve
- Rated to 200°F fluid and 120°F ambient

CELCON PLASTIC VALVES - SUPER FOR STRONG CHEMICALS

- PSI: 125
- Temperature: 180°F
- 1/4" & 3/8" FPT, 1/4" Orifice
- Diaphragm style with Y-screen (S.S.)
- Molded coil CSA-approved
- Compact design - 1/4" spade connects
- Normally closed operation



PART NO.	DEMA NO.	FPT	ORIFICE	PSI	VOLTAGE	LIST PRICE
BRASS VALVES - DIAPHRAGM STYLE						
8.711-249.0	442P	1/4"	.25	125	24V AC	\$ 120.18
8.711-250.0	442P	1/4"	.25	125	110V AC	\$ 173.60
8.711-252.0	443P	3/8"	.25	125	24V AC	\$ 126.86
CELCON PLASTIC VALVES						
8.708-869.0	P442	1/4"	.25	125	24V AC	\$ 90.14
8.708-870.0	P442	1/4"	.25	125	110V AC	\$ 92.36
8.708-872.0	P443	3/8"	.25	125	24V AC	\$ 96.26



PROPORTIONER FLOAT VALVE SYSTEMS - AQUA MASTER™ MODEL 440



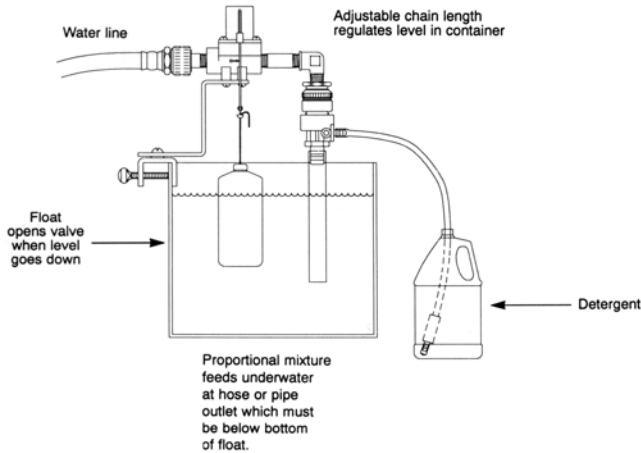
Liquid level proportioning controls - automatically maintain drum level and chemical concentration. The Aqua Master automatically maintains a desired level of proportioned mixture in a drum, tank or other type reservoir.



Magnetically activated "snap acting" float valves provide full water flow to activate the chemical proportioners. There are two basic sizes to give a choice of water flows as shown in the table below. Chemical feed rate is adjusted by metering screw or threaded metering tips. The compact 440 float valve is made of Celcon® plastic and is easily accessible for field maintenance.

Liquid-level proportioning controls are available in two flow capacities, 4.0 and 22.0 GPM at 50 PSI. Either size can be used with or without a proportioner. The proportioner allows chemical to be inducted while the valve is open.

All models, except as noted, are equipped with siphon breakers to prevent backflow into the fresh water line. The proportioner discharge is provided with means for attaching a hose or piece for under water feeding to minimize sudsing.



MODEL	DESCRIPTION	CAPACITY
440-23BT	Proportioning Valve, 4 GPM Flow at 50 PSI, Medium Capacity	12*
440-23T	Proportioning Valve, 4 GPM Flow at 50 PSI, High Capacity	35*
440-24	Proportioning Valve, 4 GPM Flow at 50 PSI, Highest Capacity	70*
437-21	Proportioning Valve, 22 GPM Flow at 50 PSI, Medium Capacity	10*

*Oz. / Gal of 1 CPS Fluid (ie, Viscosity of Water)

PART NO.	DESCRIPTION	LIST PRICE
8.710-525.0	440-23BT	\$ 433.99
8.710-524.0	440-23T	\$ 438.44
8.710-526.0	440-24	\$ 536.37
8.710-534.0	Optional Tips	\$ 34.50

VALVE - 3-WAY - ERIE MOTORTROL®



- Three-way valve to switch hot and cold inlets to single outlet
- 1/2" MPT (all three)
- 24V AC

PART NO.	DESCRIPTION	LIST PRICE
8.708-879.0	Motortrol Valve	\$683.26

PROPORTIONERS & ACCESSORIES - DEMA

Designed to blend liquid chemical concentrates with water (flowing at normal city water pressure) to create an accurate mix of diluted chemicals. Complete with metering orifice set and/or metering adjustment valve.



- 1 CPS = Viscosity of Water
- 75 CPS = Viscosity of SAE 10 Oil
- 220 CPS = Viscosity of SAE 30 Oil

MODEL NO.	DESCRIPTION	CAPACITY
		Max Blend Rate = Oz. Chem Per Gal Water
		1 CPS 75 CPS 220 CPS
162	24	14 6
163H*	64	30 14

*High-concentration chemical blender

PART NO.	DESCRIPTION	LIST PRICE
8.710-530.0	#162 Drum Mount with Proportioner	\$ 239.25
8.710-529.0	#163H High Concentrate Proportioner Low Side	\$ 121.30
8.700-226.0	Polypropylene Foot Valve	\$ 11.91
8.710-534.0	Optional Tips	\$ 34.50

HYPRO ROLLER PUMPS

Ideal for farm sprayers, pest control and chemical application usage.



- Maximum Fluid Temperature: 140°F
- Self-Priming Operation: Roller Pumps Should Not be Run Dry
- Adaptable to PTOs or Gas Engines
- Standard Super Rollers Provide the Chemical Resistance of Nylon and Long Life of Polypropylene
- Rotation is Determined by Looking at Shaft End of Pump



PART NO.	MODEL NO.	HOUSING	ROTATION	SHAFT DIA	NO. OF ROLLERS	SEALS	LIST PRICE
8.702-281.0	4101C	Cast-Iron	CW	5/8"	4	Viton	\$ 393.93
8.702-261.0	6500C	Cast-Iron	CCW	5/8"	6	Viton	\$ 435.10
8.702-263.0	6500C-R	Cast-Iron	CW	5/8"	6	Viton	\$ 457.36
8.702-282.0	7560C	Cast-Iron	CCW	15/16"	8	Viton	\$ 570.87
8.702-283.0	7560C-R	Cast-Iron	CW	15/16"	8	Viton	\$ 559.74

PERFORMANCE TABLES



SERIES 4001

- PSI Max: 150
- GPM Max: 9.0
- RPM Max: 1,800

PRESSURE IN PSI	GPM @ 1,100 RPM	HP	GPM @ 1,400 RPM	HP	GPM @ 1,800 RPM	HP
50	4.4	.24	5.9	.32	8.0	.46
100	3.8	.41	5.3	.56	7.3	.78
125	3.5	.50	5.0	.68	7.0	.95
150	3.3	.62	4.8	.78	6.7	1.10

SERIES 6500

- PSI Max: 300
- GPM Max: 21.8
- RPM Max: 1,200

PRESSURE IN PSI	GPM @ 540 RPM	HP	GPM @ 1,000 RPM	HP	GPM @ 1,200 RPM	HP
50	8.0	.38	16.5	.71	20.1	.90
100	7.2	.68	15.4	1.26	19.1	1.51
125	5.6	1.29	14.0	2.34	17.3	2.84
150	4.3	1.91	12.7	3.47	15.7	4.17

SERIES 4101

- PSI Max: 150
- GPM Max: 7.0
- RPM Max: 2,600

PRESSURE IN PSI	GPM @ 1,800 RPM	HP	GPM @ 2,200 RPM	HP	GPM @ 2,600 RPM	HP
50	4.5	.34	5.60	.40	6.6	.46
100	3.9	.56	5.0	.68	6.0	.76
125	3.7	.68	.82	.82	5.7	.92
150	3.4	.78	4.40	.96	5.4	1.08

SERIES 7560

- PSI Max: 300
- GPM Max: 22.5
- RPM Max: 1,000

PRESSURE IN PSI	GPM @ 540 RPM	HP	GPM @ 800 RPM	HP	GPM @ 1,000 RPM	HP
50	11.1	.74	17.5	1.26	22.0	1.78
100	10.3	1.25	16.9	1.95	21.3	2.53
125	8.6	2.26	15.5	3.40	20.0	4.20
150	7.1	3.30	18.9	5.30	18.0	6.10

FLOJET DIAPHRAGM PUMP

FLOJET

Built-in pressure switch automatically starts and stops pump instantaneously.



- Can run dry without damage
- Excellent Self-Priming Capability
- Low-Current Draw

PART NO.	FLOJET MODEL NO.	VOLTAGE	GPM	MAX PSI	PORTS	DIAPHRAGM*	VALVES*	LIST PRICE
8.702-328.0	4300-142A	12V DC	3.50	40	1/2" Barb	S	E	\$ 459.59
8.702-312.0	2100-032	115V	1.85	50	3/8" FPT	S	S	\$ 408.40
8.702-337.0	2100-022A	115V	1.85	50	3/8" FPT	V	V	\$ 536.37
8.702-331.0	4300-042	115V	3.50	45	1/2" Barb	S	E	\$ 580.88
8.702-329.0	4300-043A	115V	4.70	35	1/2" Barb	S	E	\$ 514.11

\$*V = Viton E = EPDM S = Santoprene

Note: These units are designed to withstand many harsh chemicals. However, because compounds and concentrations of materials pumped through these units are beyond the manufacturer's control, the manufacturer DOES NOT PROVIDE A WARRANTY on the wet-end of the pump.

DIAPHRAGM PUMP UNITS

SHURflo
A WOOD GROUP COMPANY

1.0 - 3.8 GPM integrated pump motor units. Powered by 12V DC or 115V AC power. Pumps are standard with Santoprene® diaphragms and Viton valves for excellent service with a wide variety of sprayable products.

NOTE: Flow is reduced as pressure is increased (i.e. 100580 pumps 1.12 GPM at 60 PSI) automatic demand control on/off.



- Chemical-Resistant Materials
- Can run dry without damage
- Self-Priming
- Low-Amp Draw
- Automatic demand pressure switch or interanal bypass

PART NO.	SHURFLO MODEL NO.	POWER	VOLTAGE	GPM	MAX PSI	PORTS	DIAPHRAGM*	VALVES*	LIST PRICE
8.702-294.0	8000-541-236	Demand	12V DC	1.0	60	3/8" FPT	S	V	\$ 272.64
8.702-304.0	8000-343-236	Demand	12V DC	1.2	60	3/8" FPT	V	V	\$ 408.40
8.702-300.0	8000-543-236	Demand	12V DC	1.4	60	3/8" FPT	S	V	\$ 272.64
8.702-296.0	8000-543-238	Demand	12V DC	1.6	100	3/8" FPT	S	V	\$ 294.89
8.702-335.0	8030-813-239	Demand	12V DC	1.5	150	3/8" FPT	S	V	\$ 457.36
8.702-302.0	8002-793-238	Demand	12V DC	1.7	100	3/8" FPT	S	E	\$ 367.22
8.702-311.0	8000-532-256	Demand	115V	1.4	60	3/8" FPT	S	V	\$ 408.40
8.702-307.0	8000-033-236	Demand	115V	1.0	60	3/8" FPT	V	V	\$ 510.78
8.702-306.0	8000-533-236	Demand	115V	0.98	60	3/8" FPT	S	V	\$ 329.39
8.702-334.0	8000-812-288	Bypass	115V	1.4	100	3/8" FPT	S	V	\$ 467.38
8.702-308.0	8000-813-238	Demand	115V	1.6	100	3/8" FPT	S	V	\$ 436.22
8.702-338.0	8000-713-238	Demand	115V	1.6	100	3/8" FPT	S	E	\$ 430.65

2088 PREMIUM SERIES - SELF-PRIMES UP TO 12 FT. - BUILT-IN BACK CHECK

8.702-305.0	2088-343-135	Demand	12V DC	3.0	45	1/2" - 14M	S	V	\$ 366.11
8.702-303.0	2088-313-145	Demand	12V DC	3.6	45	1/2" - 14M	S	V	\$ 658.78
8.702-301.0	2088-712-244	Demand	12V DC	3.8	40	1/2" - 14M	S	E	\$ 435.10
8.702-310.0	2088-394-154	Demand	115V	3.2	40	1/2" - 14M	S	V	\$ 494.08

4111 - DOUBLE HEAD

8.702-339.0	4111-035	Demand	12V	7.0	45	1/2" - 14M	S	V	\$ 918.06
-------------	----------	--------	-----	-----	----	------------	---	---	-----------

166 - AIR DRIVE

8.702-317.0	166-200-56	Demand	AIR	1.25	65	3/8" Barb	E	E	\$ 363.89
-------------	------------	--------	-----	------	----	-----------	---	---	-----------

\$*V = Viton E = EPDM S = Santoprene

Note: These units are designed to withstand many harsh chemicals. However, because compounds and concentrations of materials pumped through these units are beyond the manufacturer's control, the manufacturer DOES NOT PROVIDE A WARRANTY on the wet-end of the pump.

AQUATEC 550 SERIES DIAPHRAGM PUMP

These pumps can either be controlled by a pressure switch ("demand" mode) or an external power control device. When required, an integrated bypass can be incorporated to help regulate pressure levels.



- Powerful flow rates up to 5.5 GPM / 21 LPM at pressures up to 80 PSI / 5.5 Bar
- Patented 5-Chamber diaphragm and piston design
- Quiet noise levels and with minimal pulsations

PART NO.	AQUATEC MODEL NO.	VOLTAGE	MAX FLOW	MAX PSI	PORTS	DIAPHRAGM*	VALVES*	LIST PRICE
8.750-812.0	25513-1E11-M638	12V DC	5.3	60	1/2" NPT	S	E	\$310.96

\$*V = Viton E = EPDM S = Santoprene

TWIN-DIAPHRAGM SPOT SPRAY PUMP



- PSI: 35 (#8 Tip)
- GPM: 1.0 (Open)
- 3/8" Hose Barb Inlet / Outlet
- Self-Priming to 2.5 Feet
- Operating Temperature: 40° - 110°F
- Liquid Temperature Max: 110°F
- 5 Amp Fuse
- Dry Weight: 1.3 lbs.
- Chemical-Resistant Valves and Diaphragm
- Compact automatic on-demand operation
- Sealed pressure switch automatically stops pump when discharge valve opens and closes
- Self-priming so pump can be located above supply tank
- Can run dry for extended periods without damage
- Built-In Thermal Protection on 12V DC Motor
- Low-Amp Draw (2.5 at 25 PSI, 4.0 at 35 PSI)

PART NO.	DESCRIPTION	OPEN	LIST PRICE
8.702-326.0	Spot Spray Pump, Max 35 PSI, 12V DC	1.0	\$208.09

INDUSTRIAL CHEMICAL SPRAYER

Excellent pre-prep chemical applicator. Trigger control, demand flow, wall-mount cabinet, enclosed pump unit pulls chemical from a bulk tank and delivers it through 100' lightweight hose for low-pressure stream / cone or mist application. Operator simply squeezes trigger for instant application.



- Diaphragm Pump Units
- PSI: 60
- Choice of 12V DC or 110V DC
- 100-Foot Hose
- Adjustable nozzle for cone mist to straight stream
- Durable Santoprene and Viton-Wetted Parts

PART NO.	DESCRIPTION	MOTOR	PSI	GPM	LIST PRICE
WALL MOUNT / CABINET SPRAYER					
8.906-090.0	Chemical Applicator	115V AC	60	1.15	\$1,033.79
8.906-089.0	Chemical Applicator	12V DC	60	1.25	\$795.65

Note: These units are designed to withstand many harsh chemicals. However, because compounds and concentrations of materials pumped through these units are beyond the manufacturer's control, the manufacturer DOES NOT PROVIDE A WARRANTY on the wet-end of the pump.

SPRAYMAX TRIGGER GUN

For pest control applications.



- PSI: 1000
- Temperature: 200°F
- Compare to JD-9, Mag-1, Robco and Ges
- Adjusts from fine mist to straight stream
- Drip-Free Shutoff
- Crafted for all-day comfortable use
- Larger trigger for 4-fingered grip

PART NO.	DESCRIPTION	LIST PRICE
8.708-995.0	With 1/2" Inlet	\$212.54
8.709-028.0	Repair Kit	\$71.22

M23 TRIGGER VALVES

Versatile hand-held trigger valves for chemical or water-flow control.



- PSI: 700
- GPM: 18.5
- 1/2" FPT Inlet/Outlet
- Lock-On Trigger Loop

PART NO.	DESCRIPTION	LIST PRICE
ALUMINUM BODY - SS / BR VALVE		
8.708-982.0	Trigger Valve - Viton	\$84.57
PLASTIC BODY - SS / BR VALVE		
8.708-983.0	Trigger Valve - Viton	\$64.54
8.708-984.0	Trigger Valve - Buna	\$46.74

TRIGGER-CONTROL SPRAY LANCES

Excellent for low-pressure chemical applications up to 150 PSI. Available in either plastic- or brass-lance tube. Works well with neutral, alkaline or mild acid solutions.



- Steel Trigger and Service Wrench
- Plastic Valve Body
- Brass-Needle Plunger
- Filter Screen in Nozzle Housing
- Cone Nozzle Adjusts 0-80°
- 24" Lance - Brass or Plastic
- Standard 11/16" outlet thread for standard low-pressure nozzle
- Accepts the adjustable cone nozzles or standard tip-jet nozzles (11/16 nozzle thread)

PART NO.	DESCRIPTION	LIST PRICE
TRIGGER LANCE		
8.708-977.0	Plastic with Red Nozzle	\$79.57
8.925-822.0	Brass with Red Nozzle	\$107.39
8.700-493.0	Needle Valve and Seal Kit	\$11.24

PART NO.	DESCRIPTION	80° STRAIGHT	CONE	LIST PRICE
ADJUSTABLE NOZZLE - GPM @ 40 PSI / ADJUST 0-80°				
8.708-980.0	#2 Red	.545	.204	\$13.14

SPRAY GUN ST-510

PART NO.	DESCRIPTION	LIST PRICE
9.118-902.0	Soft Wash Spray Gun 8GPM@362	\$51.19
9.107-511.0	ST-510 W/ 24" Lance	\$98.49
9.118-903.0	Foam Nozzle for ST-510 #25 X 60 DEG	\$8.90
9.118-904.0	Foam Nozzle for ST-510 #03 X	\$8.90
9.118-905.0	Foam Nozzle for ST-510 #06 X	\$8.90

TURBINE SERIES GUNS

Forged-brass housings, stainless-steel lances, mist cone to straight stream adjustment, on/off control, lock-on trigger, 1/2" BSP inlet Viton seals, up to 850 PSI at 140°F.



- PSI: 850
- 1/2" BSP Male Inlet
- Weight: 4 lbs.
- Standard 15 x 1 LRT(4.5 mm)
- 62 ft - Reach, Straight Stream at 850 PSI, 31.5 ft - Reach, Full Cone at 850 PSI

PART NO.	DESCRIPTION	GPM	BARREL	LIST PRICE
8.708-990.0	Long Range Turbine	30	21	\$429.54
8.708-989.0	Turbine	25	17	\$358.32

GUN ASSEMBLY - 910 SPOT SPRAY

High-pressure trigger gun adapted to spot spray application.



- Durable and comfortable
- 12" Plated Steel Lance
- 1/4" Hose Barb Inlet
- #2 Blue Adjustable Nozzle

PART NO.	DESCRIPTION	LIST PRICE
8.904-088.0	910 Spot Spray Gun Assembly	\$75.67

BRASS PRESSURE REGULATOR



- Durable and Strong
- 3/4" FPT Outlet
- Temperature: 120°F
- Weight: 10.3 oz.
- Sprayers pumping up to 15 GPM
- Adjustable Pressure Ranges
- Stainless-Steel Spring
- Tee-Handle Adjustment Screw
- 3/4" MPT Inlet
- Knurled locknut for ease of locking in adjustment

PART NO.	DESCRIPTION	PSI	LIST PRICE
8.712-557.0	3/4" FPT Outlet x 3/4" MPT Inlet	0-300	\$99.04

HEAVY-DUTY SWIVELS

Live swivels help prevent twisted and tangled hose.



8.708-996.0

- PSI: 600
- Brass Body, Stainless-Steel Bolt
- Viton Seals
- 1/2" MPT inlet and 1/2" outlet

PART NO.	DESCRIPTION	PSI	LIST PRICE
8.708-996.0	Swivel 1/2" M x F	600	\$ 30.94
8.708-997.0	Swivel 3/4" M X F	600	\$ 42.85

TRIGGER-JET SPRAY LANCES - TEEJET

Low-pressure chemical application lance will tolerate mild acid solutions.



- PSI: 150
- Diaphragm Shut-Off Valve
- Hand-Grip Trigger Control
- Plastic lance tube resistant to acids and agricultural chemicals
- Excellent for mild acids or alkali chemicals
- Polypropylene Body EPDM Seals STD
- 11/16" - Nozzle Connect Outlet

PART NO.	DESCRIPTION	LIST PRICE
TRIGGER LANCE (TIP NOT INCLUDED)		
8.709-182.0	24", 1/4" FPT Inlet, Viton	\$85.69
8.709-184.0	24", 3/8" HB Inlet, Viton	\$86.25

TRIGGER VALVE ONLY		
8.709-185.0	3/8" HB Inlet, 11/16" Outlet, Viton	\$57.31
8.709-186.0	1/4" HB Inlet, 11/16" Outlet, Viton	\$56.20
8.709-187.0	1/4" FPT Inlet, 11/16" Outlet, Viton	\$53.75

PARTS AND ACCESSORIES - TRIGGER JET LANCE		
8.709-188.0	Adapter, 11/16" x 11/16" PP	\$3.39
8.709-189.0	24" Lance Tube Only	\$35.06
8.709-190.0	24" Lance Tube with Seals and Fittings	\$37.72

TRIGGER JET NOZZLES - POLYPROPYLENE, ADJUST FROM 00 TO 600		
8.709-192.0	Yellow Core (x 3), .23 GPM / 60 PSI	\$17.80
8.709-193.0	Green Core (x 5), .37 GPM / 60 PSI	\$17.25
8.709-194.0	Red Core (x 6), .45 GPM / 60 PSI	\$17.47
8.709-195.0	Gray Core (x 8), .57 GPM / 60 PSI	\$17.47
8.709-196.0	Brown Core (x 12), .84 GPM / 60 PSI	\$17.47
8.709-197.0	Orange Core (x 18), 1.2 GPM / 60 PSI	\$17.47

LONG RANGE TIP

Best used with long-range turbine gun.



- PSI: 850
- GPM: 24.4
- 15 x 1 Long-Range Tip
- Brass Body
- 77 ft Max Throw Range

PART NO.	ORIFICE DIA (MM)	DEGREES	LIST PRICE
8.708-998.0	3.5	45°	\$38.17
8.708-999.0	4.0	45°	\$36.72
8.709-000.0	4.5	50°	\$36.72
8.709-003.0	6.0	65°	\$36.72
8.709-004.0	7.0	75°	\$38.17

LOW-FLOW BRASS PRESSURE REGULATOR



- 1/2" MPT Inlet
- 1/2" Outlet
- Temperature: 120°F
- Weight: 10.3 oz.
- For Sprayers Pumping Up to 5 GPM
- Durable and Strong Brass Construction
- Stainless-Steel Spring
- Positive Viton Seal to Prevent Leakage
- Knurled Locknut for Easy Adjustment

PART NO.	DESCRIPTION	LIST PRICE
8.712-553.0	200-650 PSI	\$100.71
8.712-554.0	0-300 PSI	\$86.25

NYLON PRESSURE REGULATOR

Maximum corrosion resistance.



- Male Inlet / Female Outlet
- Temperature: 120°F
- Weight: 4 oz.
- Up to 15.0 GPM
- Stainless-Steel Spring
- Positive Viton Seal to Prevent Leakage and Provide Best Chemical Resistance
- Knurled Locknut for Easy Adjustment
- Tee-Handle Adjustment Screw
- Choice of 1/2" or 3/4" Inlet / Outlet

PART NO.	INLET	OUTLET	ADJUSTABLE PRESSURE RANGE	LIST PRICE
8.712-555.0	1/2"	3/4"	0-250 PSI	\$ 47.40
8.712-552.0	3/4"	3/4"	0-250 PSI	\$ 49.86
8.712-556.0	3/4"	3/4"	0-400 PSI	\$ 48.07

BULKHEAD FITTINGS



- Black Polypropylene
- Double-Threaded with EPDM Gasket
- Opening Same Size as Outside Diameter

PART NO.	FPT	HOLE DIA	LIST PRICE
8.705-336.0	1/2"	1-5/8"	\$ 26.71
8.705-338.0	3/4"	1-5/8"	\$ 25.93
8.705-144.0	3/4"	1-3/4"	\$ 11.79
8.705-145.0	1"	1-3/4"	\$ 11.79
8.705-339.0	1"	2-1/2"	\$ 35.94
8.705-341.0	1-1/4"	2-1/2"	\$ 38.95
8.705-342.0	1-1/2"	2-1/2"	\$ 36.50
8.705-146.0	1-1/2"	3"	\$ 23.59
8.705-147.0	2"	3"	\$ 20.03
8.705-343.0	2"	3-1/8"	\$ 46.85

GASKET FOR ABOVE

8.705-337.0	Fits 1/2", 3/4"	\$ 5.45
-------------	-----------------	---------

BULKHEAD / TANK FITTINGS - BRASS



- Use to drain or remove liquids from tanks, drums, etc.
- Heavy-Duty Brass
- Includes nut and aluminum grip water

PART NO.	OVERALL LENGTH	MOUNTING HOLE DIAMETER	LIST PRICE
8.705-139.0	1/8" x 1.5"	5/8"	\$ 10.46
8.705-140.0	1/4" x .94"	3/4"	\$ 16.14
8.705-141.0	1/4" x 1.5"	3/4"	\$ 13.14
9.802-149.0	3/8" x 1.3"	1"	\$ 15.46
9.802-150.0	1/2" x 1.5"	1-1/8"	\$ 20.59

Note: Installation requires access to inside of tank

DIAPHRAGM CHECK VALVES - NYLON

For drip-free spraying.



- PSI: 125
- Operating Pressure PSI: 10
- GPM: 2.0
- Nylon Body, Polypropylene End Cap - EPDM - Diaphragm
- 1/4" MPT Inlet, 11/16" - 16 Male Outlet Nozzle Thread
- Spring-backed diaphragm for positive actions

PART NO.	DESCRIPTION	LIST PRICE
8.709-377.0	Diaphragm Check Valves	\$ 32.60

- DO NOT USE... Polypropylene for: gasoline, nitric acid, trichlorethylene, toluene, aromatic hydrocarbons or kerosene. Polypropylene "P" - black / glass reinforced
- DO NOT USE... Nylon for: hydrochloric acid, chlorine, fluorine, nitric, xylene or phosphoric or sulfuric acids. Nylon 6/6 "N" white / natural color.

PLASTIC FITTINGS

For cater and chemical supply lines. Ideal for use with most alkaline-based detergents, most agricultural chemicals, ethanol, and most ammonium and sodium-based compounds.

■ PSI: 150

■ Temperature Max: 140°F at 90 PSI

■ Temperature Max: 90°F at 150 PSI



8.705-265.0



8.705-317.0



8.705-335.0

PART NO.	DESCRIPTION	BARB X MPT	LIST PRICE
HOSE BARBS - BARB X MPT			
8.705-262.0	Poly	1/4" x 1/4"	\$ 1.11
8.705-264.0	Poly	1/4" x 3/8"	\$ 1.16
8.705-263.0	Poly	3/8" x 1/4"	\$ 1.16
8.705-265.0	Poly	3/8" x 3/8"	\$ 1.11
8.705-268.0	Poly	1/2" x 3/8"	\$ 1.28
8.705-270.0	Poly	5/8" x 1/2"	\$ 1.11
8.705-278.0	Nylon	3/8" x 1/4"	\$ 1.23
8.705-281.0	Nylon	3/8" x 3/8"	\$ 1.11
8.705-284.0	Nylon	3/8" x 1/2"	\$ 1.16
8.705-282.0	Nylon	1/2" x 3/8"	\$ 1.28
8.705-285.0	Nylon	1/2" x 1/2"	\$ 1.33
8.705-288.0	Nylon	1/2" x 3/4"	\$ 1.33
8.705-286.0	Nylon	5/8" x 1/2"	\$ 1.16
8.705-289.0	Nylon	5/8" x 3/4"	\$ 1.16
8.705-287.0	Nylon	3/4" x 1/2"	\$ 1.00
8.705-290.0	Nylon	3/4" x 3/4"	\$ 1.61
8.705-291.0	Nylon	1" x 3/4"	\$ 2.11
90° BARB X MPT ELBOWS			
8.705-293.0	Poly	1/4" x 1/4"	\$ 2.23
8.705-296.0	Poly	1/4" x 3/8"	\$ 2.28
8.705-294.0	Poly	3/8" x 1/4"	\$ 2.44
8.705-298.0	Poly	3/8" x 3/8"	\$ 2.44
8.705-301.0	Poly	3/8" x 1/2"	\$ 2.56
8.705-295.0	Poly	1/2" x 1/4"	\$ 2.39
8.705-299.0	Poly	1/2" x 3/8"	\$ 2.56

PART NO.	DESCRIPTION	BARB X MPT	LIST PRICE
90° BARB X MPT ELBOWS			
8.705-303.0	Poly	1/2" x 1/2"	\$ 2.39
8.705-304.0	Poly	5/8" x 1/2"	\$ 2.34
8.705-308.0	Poly	5/8" x 3/4"	\$ 2.79
8.705-305.0	Poly	3/4" x 1/2"	\$ 2.72
8.705-310.0	Poly	3/4" x 3/4"	\$ 2.79
8.705-300.0	Nylon	3/8" x 1/2"	\$ 2.67
8.705-306.0	Nylon	1/2" x 3/4"	\$ 2.79
8.705-309.0	Nylon	3/4" x 3/4"	\$ 2.79
HEX NIPPLE - MPT X MPT			
8.705-316.0	Poly	1/4" x 1/4"	\$ 1.23
8.705-317.0	Poly	3/8" x 3/8"	\$ 1.45
8.705-323.0	Poly	1/2" x 3/8"	\$ 1.39
8.705-319.0	Poly	1/2" x 1/2"	\$ 1.00
8.705-326.0	Poly	3/4" x 1/2"	\$ 1.28
8.705-321.0	Poly	3/4" x 3/4"	\$ 1.61
8.705-324.0	Nylon	1/2" x 1/4"	\$ 1.33
8.705-318.0	Nylon	1/2" x 1/2"	\$ 1.00
8.705-320.0	Nylon	3/4" x 3/4"	\$ 1.61
ELBOWS - BARB X BARB			
8.705-335.0	Poly	3/8" x 3/8"	\$ 1.39
TEES BARB X BARB X BARB			
8.705-327.0	Nylon	1/4" B x B x B	\$ 1.39
8.705-328.0	Nylon	3/8" B x B x B	\$ 1.61
"PUSH-ON" HOSE BARBS - NORMALLY DOES NOT REQUIRE CLAMPS			
8.705-346.0	Nylon	1/4" B x 1/4" FPT	\$ 4.95

HIGH-VOLUME LOW-PRESSURE SOFT WASH KIT*



9.808-395.0

Assembly
Required



9.118-125.0

Kit includes:

- Comet P40 pump - Low speed, 11GPM@290 psi, with a day work duty cycle (8 hours). Made from Stainless steel, head plates of Aluminum to avoid misalignment and chemical resistant polypropylene for all wet parts
- Honda GX200 - Suitable for a wide range of heavy duty applications with a high power-to-displacement ratio,
- easy starting decompression system, high quality materials, low fuel/oil consumption and reduced vibration and noise levels
- Aluminum chassis - Corrosion resistance, with skid feet for trailer mounting including vibration isolators
- Extra bracket - For pump mounting

PART NO.	MODEL NO.	LIST PRICE
9.808-395.0	Soft Wash Kit	\$2,670.72
REPLACEMENT PARTS/ACCESSORY		
8.765-877.0	Diaphragm pump P40	\$2,670.72
9.118-125.0	Diaphragm pump P36	\$2,782.00
8.765-878.0	Diaphragm pump AR45	\$3,338.40
9.120-101.0	Diaphragm pump AR60 15.6 GPM@290 PSI	\$2,276.79
9.118-581.0	Elbow, Bypass for P36/P40	\$22.86
9.118-582.0	Kit, Collector (Manifold) P40	\$260.40
9.118-583.0	Kit, Fittings	\$117.96
9.118-584.0	Vam Plug, Polypropylene	\$57.20
9.118-585.0	O-ring, Viton 3.0 X 24, 60SH	\$15.91
9.118-586.0	Rebuild Kit	\$581.33
9.120-737.0	Kit, Group Body for P40 Pump	\$566.00

*Picture shown assembled, but note components arrive individually; assembly required.

EVERFLO SERIES - DIAPHRAGM PUMPS



9.118-120.0

9.118-121.0



9.118-122.0

9.118-123.0

PART NO.	MODEL NO.	LIST PRICE
9.118-120.0	Pump, 5.5 GPM, 12V	\$352.12
9.118-121.0	Pump, 7.0 GPM, 12V	\$599.97
9.118-122.0	Bleach Pump, 5.5 GPM, 12V	\$407.28
9.118-123.0	Replacement Pump Head Kit, 5.5 GPM	\$119.07

LONG DISTANCE NOZZLE



- PSI Max: 5000
- Temperature: 250°F
- Inlet 1/4" NPT-M
- 10 GPM
- Cleans surfaces from longer distances
- Robust stainless steel construction



PART NO.	DESCRIPTION	LIST PRICE
9.116-521.0	Nozzle, Long Distance #2.0	\$72.80
9.116-522.0	Nozzle, Long Distance #2.5	\$72.80
9.116-523.0	Nozzle, Long Distance #3.0	\$72.80
9.116-524.0	Nozzle, Long Distance #3.5	\$72.80
9.116-525.0	Nozzle, Long Distance #4.0	\$72.80
9.116-526.0	Nozzle, Long Distance #4.5	\$72.80
9.116-527.0	Nozzle, Long Distance #5.0	\$72.80
9.116-528.0	Nozzle, Long Distance #5.5	\$72.80
9.116-529.0	Nozzle, Long Distance #6.0	\$72.80
9.116-530.0	Nozzle, Long Distance #6.5	\$72.80
9.116-531.0	Nozzle, Long Distance #7.0	\$72.80
9.116-532.0	Nozzle, Long Distance #7.5	\$72.80
9.116-533.0	Nozzle, Long Distance #8.0	\$72.80
9.116-534.0	Nozzle, Long Distance #8.5	\$72.80
9.116-535.0	Nozzle, Long Distance #9.0	\$72.80
9.116-536.0	Nozzle, Long Distance #10.0	\$72.80

SPRAY GUN ST-510



Soft Wash Spray Gun - 9.118-902.0

Soft Wash Spray Gun with 24" Lance - 9.107-511.0

PART NO.	DESCRIPTION	LIST PRICE
9.118-902.0	Soft Wash Spray Gun 8GPM@362	\$51.19
9.107-511.0	ST-510 W/ 24" Lance	\$98.49
9.118-903.0	Foam Nozzle for ST-510 #25 X 60° DEG	\$8.90
9.118-904.0	Foam Nozzle for ST-510 #03 X 100°	\$8.90
9.118-905.0	Foam Nozzle for ST-510 #06 X 80°	\$8.90

SPRAY GUN RB65



PART NO.	DESCRIPTION	LIST PRICE
8.710-449.0	16GPM/350PSI 195DEG W/SW	\$211.43

HIGH PSI BALL VALVES



- Max PSI: 5000
- Max Temperature: 176°F
- Nickel Plated Brass Body

PART NO.	DESCRIPTION	LIST PRICE
9.113-462.0	3/8" FPTxFPT	\$96.26
9.115-186.0	1/2" FPTxFPT	\$145.78

A+ (QC) MULTI-NOZZLE HOLDER

- Stainless Steel



PART NO.	DESCRIPTION	LIST PRICE
9.115-330.0	2-Way	\$13.02
9.115-396.0	4-Way	\$23.15

ADJUSTABLE WASHDOWN GUNS

Adjustable washdown gun offers a powerful rinse, ideal for car washes or industrial environments. The latch-trigger lock ensures long-duration cleaning is effortless, while the durable construction ensures it will stand up to daily abuse in professional applications..



- PSI: 350
- GPM: 16
- Temperature: 195°F
- 1/2" NPT Female



PART NO.	DESCRIPTION	LIST PRICE
9.119-384.0	Blue Washdown Gun 350 PSI Adj. Nozzle Brass	\$68.99
9.119-385.0	White Washdown Gun 350 PSI Adj. Nozzle SS	\$14.75
9.119-843.0	Repair Kit for 9.119-384.0, Softwash Gun, Brass	\$199.19
9.119-844.0	Repair Kit for 9.119-385.0, Softwash Gun, SS	\$21.14

A

Accumulator - Pulse Dampener 117

Adapters - Brass58

Adapters - High PSI - Steel63

Adjustable washdown guns.....33

Admiral Pump Repair Kits 100

AG Hose - Complete Assembly.....49

AG Hose - Orange PVC-Ribbed - Bulk.....49

Air-filter / Regulators 189

Air Valve - Coil Blow Out 145

Anti-seize Compound 119

AP1000 Open Gun36

AP Dump Gun.....36

AP Uninsulated Lances.....39

Aquatec 550 Series Diaphragm Pump 198

AR Direct Drive Pumps 112

AR Pump Kits 114

AR Pump Repair Kit Selection Chart..... 113

AR Triplex Ceramic Plunger Pumps..... 111

B

Back Orders 215

Baldor Motors - C-Face Open Drip Proof (ODP) 149

Baldor Motors - Open Drip Proof (ODP)..... 150

Ball Valves - 454 Series, Polypropylene, Low PSI 142

Ball Valves - 2940/3830 Mini Series, Low PSI..... 142

Ball Valves - BKH Series, High PSI 141

Ball Valves - Forged-brass, Low PSI 140

Ball Valves - Mini, Low PSI..... 140

Ball Valves - Model 727, 3 Way..... 142

Ball Valves - Nickel-plated Brass, Low PSI..... 141

Ball Valves - PVC, Low PSI..... 141

Ball Valves - RKH Series - Stainless-steel,
High PSI 141

Ball Valves - Shut-off, High PSI..... 141

Ball Valves - Stainless-steel, Low PSI..... 140

Ball Valves - Stainless-steel, Low PSI, One Piece..... 141

Ball Valves - T-601 Series Compact PVC, Low PSI 142

Barbs - Push-N-Lock.....60

Battery Boxes with Cover, Marine Style 187

Big Gun.....35

Big Stainless-steel Lances & Side Handles 40

Blower Wheels - Beckett..... 160

Blower Wheels - Wayne 159

Bracket Holder21

Brass Pressure Regulator 199

Breaker Switches..... 183

Briggs & Stratton Engine Parts..... 148

Briggs & Stratton Engines - Gasoline..... 148

Brushes20

Brushes - Foam & Accessories 189

Bulkhead Fittings 201

Bulkhead / Tank Fittings - Brass..... 201

Burner Chart - Beckett..... 156

Burner Chart - Wayne 158

Burner Controller and Contractor Tool - Genisys™.... 157

Burner Ignitor / Base Plates - Beckett..... 162

Burner Ignitors - Allanson 162

Burner Ignitors - Beckett..... 161

Burner Ignitors - Wayne..... 162

Burner Motors 160

Burner Parts - Beckett -
Electrode / Insulator Assembly 157

Burner Parts - Beckett - Misc Repair..... 157

Burner Repair Parts / Common -
Beckett & Wayne..... 159

Burner Repair Parts - Wayne 159

Burners - Beckett 14V DC..... 156

Burners - Beckett - 115V / 230V..... 156

Burners - Wayne 158

Burner Transformers - Allanson..... 161

Burner Tune Up Kit - Beckett 160

Bushings - Brass58

C

Cam Switches - 2-Position..... 183

Cam Switches - 3-Position - "Elektra" Universal..... 182

Cam Switches - 3-position - Machine Control..... 181

Cam Switches - 3-Position -SALZAR "BIG BOOT" 181

Cam Switches - On / Off with Box - "Elektra" 182

Cam Switches - Rotary - Salzer 177

Cam Switches with & without Box 181

Car Wash Booms, "Reflex" 190

CAT Triplex Pumps..... 115

Ceramic Plungers..... 110

Ceramic Unitized Ball Valve.....32

Check Valves - 460 Series, High PSI..... 139

Check Valves - PVC, Low PSI..... 139

Check Valves - Spring Loaded, High PSI..... 139

Check Valves - Spring Loaded, Low PSI..... 139

Check Valves - Stainless-steel, High PSI..... 139

Check Valves - Swing Action, Low PSI 138

Chemical Injectors - 400 Series..... 135

Chemical Injectors - 505 Series Stainless-steel..... 136

Chemical Injectors - Adjustable,
with Quick-connect..... 136

Chemical Injectors - Amerimax Series 133

Chemical Injectors - Amerimax Series -
Quick-coupled Assemblies..... 133

Chemical Injectors - Brass 136

Chemical Injectors - Fixed 134

Chemical Injectors - Hi-Lo 135

Chemical Injectors - Non Adjustable..... 136

Chemical Injectors / Pressure Reducer -
Extact-A-Flow 136

Chemical Injectors - Robokim..... 134

Chemical Injectors - Robokim
Quick-Coupled Assemblies 134

Chemical Injectors - ST-60 Series 133

Chemical Injectors - ST-62 Variable..... 134

Chemical Injectors - ST-64, Up Stream 134

Chemical Injectors - Stainless-steel 133

Chemical Injectors - Stainless-steel 136

Chemical Metering Valves - Brass 143

Chemical Metering Valves - Dual - ST-66 Model..... 143

Chemical Metering Valves - Flow Control..... 143

Chemical Metering Valves - Flow Selector,
3 & 4 Way 142

Chemical Metering Valves - Series 28,
Flow Control..... 143

Chemical Metering Valves - ST-61..... 133

Circuit Breakers 180

Comet Pumps and Pump Kits 116

Comet Pumps & Pump Kits - MC25-GR
(with Gear Reducer)..... 116

Complete Wheels..... 188

Connector Clamps - Romex (Metal) 184

Connector Hose 52

Connector Hose - 2' - 10' 51

Connector / Strain Reliefs - Liquid Tight -
for Cable, Wire & Tubing 184

Contactors - DP - Cutler-Hammer 175

Cord Caps & Plugs 184

Couplers - Lance & Nozzle Couplers..... 84

Couplers Sections - Browning / Lovejoy..... 153

Couplings - Field Attachable..... 50

Couplings - Galvanized 65

Couplings - Hex - Heavy Wall Steel 63

Couplings - Hex - High PSI - Steel 63

Crimp Fittings..... 50

Crosses - FPT - Brass Extruded 60

Curb Cleaner..... 16

D

Diaphragm Check Valves - Nylon 201

Diaphragm Pump Units..... 197

Disinfectant - Vital Oxide..... 24

Downstream Softwash X-Jet Twist Nozzle 86

Draft Diverters & Rain Caps..... 165

Drain Cocks..... 61

Drum Pumps - Red Head..... 19

Drum / Tank Pump - Crank Style 19

dual accessory Connector valve kit 21

Dual Injectors - High Draw..... 136

Dual Lances 37

Dual Lances 37

Dual Trigger Spray Gun w/ 69" Lance..... 41

Duct Cleaner 17

Duct Cleaner 17

Dump Gun- SJ3000..... 36

E

Economy Trigger Gun 32

Elbows - 45° 63

Elbows - 90° - Brass..... 59

Elbows - 90° - Galvanized 65

Elbows - High PSI - Steel..... 64

Elbows - Street - 90° - Galvanized 65

Elbows - Street-Brass 59

Elbows - Street - High PSI - Steel 64

Engine Parts - Kohler Lombardini 149

Engines - Kohler Lombardini - Diesel..... 148

F

Fiberglass Telescoping Wands.....	40	Flow Switches - GP - TMT.....	172
Filters - Blue Top.....	69	Flow Switches - Legacy.....	172
Filters - Chemical - Brass.....	65	Flow Switches - Legacy MV60 & AP500.....	172
Filters - Chemical - Brass / Plastic.....	66	Flow Switches - Phoenix with Pilot.....	172
Filters - Chemical Lines with Filter.....	66	Flow Switches - ST-5 & ST-6.....	172
Filters - Chemical - "The Big One".....	65	Flow Switches - ST-7 with Micro Switch.....	172
Filters - Clear Bowl.....	66	Flow Switches - ST-505 Stainless-steel.....	173
Filters - Fuel.....	68	Flow-Thru Gun.....	37
Filters - Fuel - Clear Bowl.....	69	Foam Cannon - 1.5L.....	22
Filters - Fuel Element - General.....	69	Foam Cannon - Wide Mouth Adjustable PAttern 2L...21	21
Filters - Fuel / Water Separator - Legacy.....	69	Foam Cannon - With dual accessory.....	21
Filters - Fuel / Water Separator - Racor.....	70	Foamers - Adjustable with Tank.....	23
Filters - Funnel - Racor.....	70	Foamers - Foam Cannon.....	20
Filters - High-volume.....	69	Foamers - Foam Cannon.....	90
Filters - In-line - All Metal.....	66	Foamers - Foam Jet Kit.....	22
Filters - In-line - Can-type.....	67	Foamers - Lafferty Airless 10/20 SS.....	22
Filters - In-line - Clearview.....	67	Foamers - Legacy Compact.....	22
Filters - In-line - Green-cap.....	66	Foamers - Legacy Compact.....	90
Filters - In-line - Heavy-duty.....	66	Foamers - PF22 MTM Hydro Foam Cannon.....	21
Filters - In-line - Nozzle - High-pressure.....	68	Foamers - Suttner ST-75/76 Kits.....	22
Flanges - Interpump / General Pump.....	120	Foot / Check Valve.....	68
Flanges - Legacy.....	120	Foot-Controlled Pressure Valve.....	18
Flat-free Tires.....	187	Foot Valves - Suction - ST35 / ST35R.....	68
Flex Couplers - Interpump / General Pump.....	120	Four-Way QC Multi-Nozzle Holder.....	87
Flex Couplers - Legacy.....	120	Frames, Direct Drive.....	186
Flex Couplings - Beckett.....	157	Freight.....	215
Flex Lances.....	41	Fuel Caps.....	187
Flex Line Bypass / Supply Line Hose.....	51	Fuel Conditioner and Soot Remover.....	160
Float Valves - Adjustable, Bronze.....	137	Fuel Nozzles - Check Valve - "Snap".....	170
Float Valves - Balls, Copper & Plastic.....	137	Fuel Nozzles - Delavan - 45° & 60°.....	166
Float Valves - Brass.....	138	Fuel Nozzles - Delavan - 70°.....	167
Float Valves - Brass Float with Ball & Stem.....	137	Fuel Nozzles - Delavan - 80°.....	168
Float Valves - Diaphragm.....	138	Fuel Nozzles - Delavan - 90°.....	169
Float Valves - Hudson.....	138	Fuel Pump - Beckett Cleancut.....	160
Float Valves - Kerick.....	138	Fuel Pumps & Replacement Parts - Suntec.....	161
Float Valves - PA Brass Assembly.....	137	Fuel Solenoid Valve - 12V DC Kip.....	162
Float Valves - ST-8, Brass Assembly.....	137	Fuel Solenoid Valves / Coils - Suntec.....	163
Float Valves - Stems.....	137	Fuel Tank, 9-gallon Diesel.....	186
Float Valves - Vertical.....	138	Fuel Tanks.....	186
Flojet Diaphragm Pump.....	197	Fuses.....	180
Flow Meters - Visi - Float.....	145	Fuses.....	190
		Galvanized Pipe Fittings.....	65
		Garden Hose - Apex Quality.....	49

G

Garden Hose - Cold Weather49

Garden Hose Fittings62

Gas Conversion Kits - LP - Robert Shaw..... 165

Gas Jets..... 163

Gas Pilots..... 165

Gas Regulators - LP 164

Gas Regulators - LP Gas Conversion Kits..... 164

Gas Regulators - Natural Gas..... 164

Gas Valve Accessory Components..... 170

Gas Valves - 1" by Robert Shaw..... 165

Gas Valves - Honeywell 163

Gas Valves - LP or Natural..... 170

Gear Box Lube..... 119

Geared Reduction Units - Interpump /
General Pump..... 120

Gear Reduction..... 119

General Pump Soap Shooters 87

Generator - WINCO- AC- TB2400..... 183

GFCI Module 184

GFCI - with and without Plugs & Cords..... 185

Giant Trigger Guns 33

Gloves - Industrial Duty..... 24

GP Industrial Hose Reel 30

GP Locking Trigger Gun..... 34

GP Professional Hose reel..... 30

GP Pump Packing / Extraction Kit - Complete 119

Gray Hose fittings 45

Gun Assembly - 910 Spot Spray 199

Gun, Dual Lance Combo 41

Gutter Cleaner Attachment..... 40

H

Hand Cleaner - Victor Waterless Command-O
with Pumice 25

Handles - Fiberglass "Super Handles" 20

Heavy-duty Swivels..... 200

Hex Couplings - Brass..... 58

Hex Couplings - Reducing - Brass..... 58

Hex Nipples - Double - Brass 58

Hex Pipe Plugs - High PSI - Steel..... 64

Hex Reducing Nipples - Brass..... 58

Hobby Gun, Lance and Hose..... 41

Hobby Hose..... 48

Holder, Pressure Washer Nozzle 5 Tip 88

Honda Engine Parts..... 148

Hose - 3,000 - 4,000 PSI..... 43

Hose - 5,000 - 6,000 PSI..... 43

Hose - A+ 1- & 2-Wire with Coupling and Plug,
Non-marking..... 46

Hose - A+ 1-Wire Gray Smooth Cover,
Non-Marking..... 46

Hose - A+ / Tuff-flex - 1-Wire Smooth Cover..... 47

Hose - A+ / Tuff-flex - 2-Wire Smooth Cover..... 47

Hose Barbs - Brass 61

Hose Barbs - Brass Check Barbs 61

Hose Barbs - Orificed 61

Hose Barbs - Swivel - Low Pressure..... 61

Hose Bend Restrictors..... 48

Hose Clamps..... 63

Hose - Gray Non-Marking -
with & without Couplers..... 44

Hose - Legacy 1- & 2-Wire, Non-marking 46

Hose - Legacy 1-Wire Smooth Cover, Non-marking... 45

Hose - Legacy High-pressure 43

Hose Reels - AP..... 27

Hose Reels - Coxreels..... 28

Hose Reels - General Pump A-frame Hose Reels..... 29

Hose Reels - General Pump Swivels 30

Hose Reels - Legacy Pivot & Fixed Base..... 26

Hose Reels - Legacy Stackable..... 25

Hose Reels - Legacy Swivels..... 26

Hose reel spring retractable 28

Hose Reels - Stainless Steel Handheld and
A-frame Hose Reels..... 29

Hoses - Connector / Car Wash Bay, 12'-25' 192

Hose - Whitewater® Combination Steam Hose..... 48

Hose - with Couplers or M22 Ends 44

Hot Top Kit Heating Coils..... 23

Hours of Operation..... 215

Hypro Roller Pumps..... 196

I

Indicator Lights..... 183

Industrial Chemical Sprayer..... 198

Industrial Foot Valve..... 19
 Insulation and Rigid Disc / Donuts..... 171
 Interpump / General Pump - Car Wash
 Solid-shaft Pump..... 106
 Interpump / General Pump - EZ Series
 Hollow-shaft 107
 Interpump / General Pump - Hollow-shaft..... 107
 Interpump / General Pump Kit Selection Chart..... 108
 Interpump / General Pump Kits - Genuine..... 109 - 110
 Interpump / General Pump - Large Frame
 Solid-shaft Pump..... 106
 Interpump / General Pump - Series "44" (EZ Series)
 Solid-shaft Pump..... 106
 Interpump / General Pump - Solid-shaft Pumps..... 105
 Interpump / General Pump - TSF Solid-shaft Pump . 106
 Interpump / General Pump - TX Series
 Hollow-shaft 107
 Interpump / General Pump - TX Solid-shaft Pump ... 106
 Interpump Packing / Extraction Tool..... 118

J

Jetter Pulse Valves..... 117
 Junction Boxes..... 179

K

Kärcher Easy!Force Trigger Gun 34
 KEW Style QC's..... 56
 Keyed Ignition Switch - 12V DC 149

L

Lance Handles / Accessories..... 40
 Lances - Flex..... 191
 Legacy® Q.C. CouplerS Sets..... 54
 Legacy 20" Surface Cleaner with Water Broom..... 12
 Legacy "Best" Spray Gun 32
 Legacy HD Pump..... 91
 Legacy HD Pump - FOG NEMA Series 94
 Legacy HD Pump - GF & GFP Series..... 94
 Legacy HD Pump - GM Series..... 92
 Legacy HD Pump - GP & GPP Series 94
 Legacy HD Pump - GS Series..... 94
 Legacy HD Pump - GT Series..... 92
 Legacy HD Pump - GX Series..... 91

Legacy HD Pump - Ready to Go Series..... 92
 Legacy HD Pump Repair - Ceramic Plunger Kits..... 104
 Legacy HD Pump Repair - Complete Kits 104
 Legacy HD Pump Repair Kit Selection Chart... 101 - 103
 Legacy HD Pump Repair - Plunger Oil Seal Kits 105
 Legacy HD Pump Repair - Seal Kits 103
 Legacy HD Pump Repair - Valve Kits 104
 Legacy Industrial Gun and Lance Combo..... 42
 Legacy "Industrial" Spray Gun..... 32
 Legacy Oval Molded Grip Lances..... 38
 Legacy Prosumer Ready to Use Pump..... 98
 Legacy Pump..... 97
 Legacy Pump - GBP & GB Series 92
 Legacy Pump - HFR Series..... 93
 Legacy Pump - HHP Series..... 93
 Legacy Pump - NLT Series..... 93
 Legacy Pump - NMT Series..... 93
 Legacy Pump Repair Kits..... 99
 Legacy Pump Repair Tool Kit 98
 Legacy Pump - TMH Series..... 97
 Legacy Pump - TML Series 95
 Legacy Pump - TTV Series 95
 Legacy Pump - WJG Series..... 95
 Legacy Pump - WJH-F & WJH Series 96
 Legacy Pump - WMG 1 Series 96
 Legacy Pump - WMG Series 96
 Legacy Sludge Pump Kit..... 19
 Legacy Square Molded Grip Lances 38
 Legacy Vented Lances 39
 Legacy Water Broom 39" w/ Trigger Gun, Handle 12
 Lightweight Gray Hose..... 45
 Locknut Fittings - Hex-Head Plugs..... 62
 Locks for Meter Boxes 190
 Long Range Nozzle 23
 Long Range Tip..... 200
 Low-flow Brass Pressure Regulator 200

M

M23 Trigger Valves 199
 M407 Trigger Gun..... 32
 Miscellaneous Parts..... 188
 ML320 34

INDEX

Molded Plastic Float Tanks.....	186
Motor Contactors - Coils & Thermal Overloads.....	177
Motors - A.O. Smith - Pressure Washer - Open Drip Proof (ODP).....	151
Motor Starter with Sealed Box - Manual.....	178
Motors - Totally Enclosed Fan Cooled (TEFC).....	151
Motors - WEG - Pressure Washer.....	152
Multi-Nozzle Holder.....	88
MV925 Gun.....	42
MV925 Gun and Lance Combo.....	42
MV925 Gun, Lance and Hose Combo.....	42
MV 925 Open Gun.....	36
MV925 Trigger Gun.....	32
MV Lance Handle.....	40

N

Nipples - Brass - Open & Close.....	59
Nipples - Hex - High PSI - Steel.....	63
Nipples - JIC - Brass.....	60
Nipples - JIC X-Pipe.....	59
Nipples - Pipe - MPT - High PSI - Zinc.....	65
Nozzle Fan Selection.....	72
Nozzle Filter - A+ SS.....	85
Nozzle Filters - 1/4" High-pressure.....	85
Nozzle Holder.....	88
Nozzle Holder - Double.....	87
Nozzle Holder Grommet.....	75
Nozzle Holder / Head - ST-56 Rollover.....	86
Nozzle Holder - Pivot.....	86
Nozzle Holder - Rollover - Twist Type.....	89
Nozzle Holder - ST-51N Adjustable.....	86
Nozzle Holder - ST-330 - Swiveling.....	86
Nozzle Protector / Coupler.....	89
Nozzle Protector - Slip-on.....	90
Nozzle Protector - ST-10.....	82
Nozzles - 1/4" Veejet - Broad Spray Stainless-steel ..	78
Nozzles - 1/4" Veejet - Low-pressure - Brass.....	79
Nozzles - 3650 & 5100 PSI Turbo.....	83
Nozzles - A+ / AP Revolution Turbo.....	81
Nozzles - A+ Multi-fan.....	85
Nozzles - Adjustable.....	88
Nozzles - Duo-reg.....	85
Nozzle Sets - GP - QC 4 & 5 Packs - Color-coded.....	74
Nozzle Sets - Legacy - QC 4 & 5 Packs - Color-coded	73
Nozzles - Gum Removal.....	88
Nozzles - HL250 Vari Hi-low Angle.....	86
Nozzle Size Selection Chart.....	72
Nozzles - Legacy - QC - 1/4" Color-coded.....	73
Nozzles - Legacy Revolution Turbo.....	80
Nozzles - Long distance.....	89
Nozzles - MEG - 1/4" Male Threads.....	76
Nozzles - MEG - 1/4" - M-Style.....	75
Nozzles - MEG - 1/8" - "Washjet".....	77
Nozzles - MV Rotojet 3700 & 5800 Turbo.....	82
Nozzles - QC - 1/4" - Q-Style.....	74
Nozzles - QC "Wash Jet".....	78
Nozzles - Rotojet 2500.....	84
Nozzles - Soap.....	80
Nozzles - Soap Nozzles.....	75
Nozzles - ST-357 & ST-457 Turbo.....	83
Nozzles - Steam.....	88
Nozzles - Steam.....	88
Nozzles - Turbo - A+ Nozzle Kit.....	81
Nozzles - Turbo - IDK & DK Series - Dirt Killer.....	84
Nozzles - Turbo MV Rotating Soft / Hard.....	84
Nozzle System - Tip Jet.....	79
Nozzle System - Tip Jet Adapter Caps.....	80
Nozzle System - Tip Jet Nozzle Bodies.....	79
Nozzle System - Tip Jet Retainer.....	80
Nozzle System - Tip Jet Retainer Caps.....	80
Nozzle System - Tip Jet Strainers.....	80
Nozzles - ZRMax & ZRotomax Rotating.....	84
Nozzle - Turbo Rotating - ceramic orifice.....	84
Nylon Pressure Regulator.....	201

O

Order Cutoff.....	215
O-Ring REplacements.....	56
O-Rings.....	53
Overload Relays for ConTACTors.....	176

P

PA Linear Gun.....	35
PA Trigger Gun.....	35
Payment Methods.....	215

Payment Terms.....	215	Pump Guard.....	119
Performance Tables.....	196	Pump Guard Aerosal 4 Oz.....	118
Piston Pumps - Hypro.....	117	Pump Lube.....	119
Plastic Dip Tube Assembly.....	187	Pump Oil.....	118
Plastic Fittings.....	202	Pump Packing Extractor Hammer & Sockets.....	118
Plugs - Allen Head.....	62	Pump Packing & Seal Kits - Generic - A+.....	117
Plugs - Hex Head.....	62	Pump Parts and Tools.....	117
Power Cord - Molded.....	176	Pump Rails - Legacy & Legacy HD.....	97
Powered Damper.....	165	Pumps - Air-driven - Flojet.....	189
Pressure Gauge - Fuel / Oil.....	146	Pump Technical Information.....	121
Pressure Gauges - 100 Series Pneumatic.....	145	Pumptech Pump.....	120
Pressure Gauges - ABS, Corrosion-resistant.....	146	Pump Tools - Extractor Pliers & Dental Pick.....	118
Pressure Gauges - Port Kit.....	145		
Pressure Gauges - Stainless-steel.....	146	Q	
Pressure Gauges / Temperature Test Set.....	147	Q.C. Coupler.....	54
Pressure Gauges - Vacuum - Stainless-steel.....	146	Q.C. Coupler.....	55
Pressure Loop - 2-Wire.....	47	Q.C. Sockets & Plugs - A+ Brass.....	56
Pressure Regulator, Water 2-Way.....	146	Q.C. Sockets & Plugs - Double Shut-off.....	56
Pressure Relief Valve - Easy-start, High PSI.....	145	Q.C. Sockets & Plugs - Extended Twist Seal.....	55
Pressure Relief Valve - Easy-start, Low PSI.....	145	Q.C. Sockets & Plugs - Foster.....	54
Pressure Relief Valves.....	144	Q.C. Sockets & Plugs - Legacy - Brass & Steel.....	53
Pressure Relief Valves - SR/S3.....	131	Q.C. Sockets & Plugs - Legacy - Stainless-steel.....	53
Pressure Relief Valves - Timax.....	131	Q.C. Sockets & Plugs - M22 - Quick Disconnect.....	55
Pressure Relief Valves - VS 200 / 180, High PSI.....	132	Q.C. Sockets & Plugs - M22 - Twist Seal.....	55
Pressure Relief Valves - vs 220.....	132	Q.C. Sockets & Plugs - M22 - Twist Seal.....	55
Pressure Relief Valves - vs 350, High PSI.....	132	Q.C. Sockets & Plugs - Snaptime Series.....	54
Pressure Relief Valves - VS 500, High PSI.....	132	Q.C. Sockets & Plugs - ST Series.....	54
Pressure Switches - Compact & PS-6 SS.....	173	Quick Connect Gutter Cleaner w/o Nozzle.....	23
Pressure Switches - Legacy.....	173		
Pressure Switches - PA - PR1 - Red.....	173	R	
Pressure Switches - PR16 - Black.....	173	Rain Suit, 2 Piece.....	24
Pricing.....	215	Reducing Bushing - High PSI - Steel.....	64
Propane Gas Hose.....	164	Reference / Calculation Guide.....	151
Proportioner Float Valve Systems - Aqua Master™ Model 440.....	195	Regulating Relief Valve.....	132
Proportioners & Accessories - DEMA.....	195	Regulator Valve - Steam.....	144
PTO Geared Multiplier.....	120	Relaxed Trigger Gun.....	32
Pulley Bushings.....	153	Relays.....	176
Pulleys.....	154	Relay Switch.....	176
Pulleys - Sheaves.....	155	Replacement Fuel Cap.....	186
Pulse Hose.....	48	Replacement Orifices.....	85
Pump - Air-operated - Flojet.....	189	Returns.....	215
		Rocker Switches.....	182

Rubber Parts 187
 Rupture Disks..... 144

S

Safety relief valve 144
 Sandblasters - Industrial 17
 Sandblast Head - Professional 18
 Sandblast Hose..... 18
 Sandblast Kit - Tungsten Carbide Nozzle Head -
 Industrial 18
 Sandblast Nozzle Tips 18
 Sand Nozzle..... 18
 Scalemaster 25
 Second Story Nozzle Kit, 2 PK 75
 Sewer Hose..... 52
 Sewer / Tube Cleaning Nozzles..... 71
 Sewer / Tube Cleaning Nozzles - ST-49 & "Mini" 71
 Sludge Sucker - ST-36 Pit Boss 19
 Small Engine Test Equipment 153
 Solenoid Valves - CFA - SS & Brass 193
 Solenoid Valves - CFA - SS & Brass 193
 Solenoid Valves - Kip - SS & Brass 194
 Solenoid Valves with Built-in Strainers..... 194
 Soot Pump..... 160
 Special Order Parts..... 215
 Sprayers - B&G Poly-Molded 23
 Sprayers - Hand Held 23
 Spray-Flex™ Flex Wand..... 41
 Spray Gun Assembly 5000 PSI- 44" Lance 42
 Spraymax Trigger Gun..... 198
 ST-175 Foam Lance 23
 ST-175 Foam Lance 40
 ST-810 Suttner Trigger Gun..... 33
 ST-1500h Open Gun 37
 ST-1500 Suttner Trigger Gun..... 34
 ST-2000 Suttner Trigger Gun..... 34
 ST-2305 Suttner Trigger Gun..... 33
 ST-2305 Suttner Trigger Gun..... 33
 ST-2315 Suttner Trigger Gun..... 34
 ST-2605 Suttner Trigger Gun..... 33
 ST-2700 Suttner Trigger Gun..... 34
 ST-2720 Suttner Trigger Gun..... 33
 Stainless Steel Float Tank..... 186

Stainless Steel Lance..... 39
 Stainless Steel Sludge Pump Kit 19
 Stainless Steel Surface Cleaner with Wheels - 15" 15
 Starter Solenoid - 12V DC..... 149
 Steam Lance 18
 Strainers / Tank Screen..... 68
 Strainers - Y Trap 67
 Surface Cleaner - GP - 22" 12
 Surface Cleaners - A+ - 21" & 24" 11
 Surface Cleaners - Economy - 8" & 15" 13
 Surface Cleaners - GP - Flat 12", 18" & 20" 13
 Surface Cleaners - Whisper Wash Flat..... 14
 Suttner Dual Lances 38
 Suttner Lances..... 39
 Suttner Push and Pull Lance..... 39
 Suttner Trigger Gun 34
 Switch Box - Raintite 179
 Switches / Contact Blocks - Push Button - Cutler-
 Hammer 176
 Switches - Thermal - Hi-limit - Snap 174
 Switches - Thermal - Hi-limit - Snap with Leads..... 175
 Switches - Toggle - Motor Control 174
 Switches - Toggle - Push Button..... 174
 Switch - Rotary - 8-position 190
 Swivels - 90° 56
 Swivels - A+ Long Body Style 58
 Swivels - Ball Bearing 57
 Swivels - Gun - Mosmatic 57
 Swivels - JIC..... 59
 Swivels - Low-pressure - Car Wash 191
 Swivels - Medium-pressure - Car Wash 191
 Swivels - Right Angle..... 56
 Swivels - Stainless-steel 57
 Swivels - Stainless-steel Ball Bearing 57
 Swivels - Stainless-steel - Gun - Legacy 57
 Swivels - Stainless-steel, High-pressure 57
 Swivels - Stainless-steel, High-pressure and
 Economy Brass..... 57

T

Tach/HR meter..... 147
 Tape - Teflon® Thread Sealing..... 24
 Tape - Vinyl Electrical 184

Tees - 3 Connects - High PSI - Forged	64	Unloader Valves - APM Pressure Actuated Series.....	130
Tees - Banded - 3 Connects - Galvanized.....	65	Unloader Valves - APR Series	124
Tees - Branch-Brass.....	60	Unloader Valves - AR Bolt-on	130
Tees - FPT - Forged-Brass.....	60	Unloader Valves - Control Set "W" Series.....	127
Tees - Street-Brass.....	60	Unloader Valves - Flow-actuated.....	131
Tees - Street Tee - High PSI - Steel.....	64	Unloader Valves - Gymatic - 3/B & VR35 3/B Series.....	130
Temperature Gauge	147	Unloader Valves - HM Model.....	128
Temperature Gauge - Thermwell.....	147	Unloader Valves - Hypro-style	128
Thermal Relief Valve/Pump Protector	144	Unloader Valves - Kits for K / ZK Series.....	127
Thermal Relief Valve/Pump Protector Compact.....	143	Unloader Valves - K / ZK Series	128
Thermal Relief Valve/Pump Protector - TRV	144	Unloader Valves - MG4000 Series	131
Thermostat - Adjustable - Flow-thru.....	183	Unloader Valves - Mounting Block.....	132
Thermostat - Probe Style.....	183	Unloader Valves - Pulsar RV Series	125
Thread Lock Products.....	24	Unloader Valves - pulsar RZ - Flow sensitive.....	125
Throttle Control - Speedmaster	147	Unloader Valves - ST-230	129
Timer	180	Unloader Valves - ST-261 Series.....	129
Transformers.....	190	Unloader Valves - ST-280	129
Transformers - Step-down.....	178	Unloader Valves - UU1 Universal.....	123
Trigger-control Spray Lances.....	199	Unloader Valves - VB3.....	124
Trigger Gun - Classic G3/8 155°C.....	36	Unloader Valves - VB7 Series	125
Trigger Gun - RB65 Wash Gun	36	Unloader Valves - VB8 Series	126
Trigger Gun - RB65 Wash Gun	191	Unloader Valves - VB9 / VB10 Trapped Pressure Series.....	127
Trigger-jet Spray Lances - Teejet	200	Unloader Valves - VB75 / VB135 Series.....	127
Tubing - Clear PVC	50	Unloader Valves - VB80 / 400 Stainless-steel	126
Tubing - Clear Reinforced PVC	50	Unloader Valves - VB85 / 280 Series	126
Tubing - Heavy-duty Vinyl.....	50	Unloader Valves - VB130/135 Series	126
Turbine Series Guns.....	199	Unloader Valves - VB200 High-volume Series.....	126
Turbo Nozzle - ST-559	81	Unloader Valves - VB350 / VB7 Series.....	126
Twin-diaphragm Spot Spray Pump.....	198	Unloader Valves - VBT Series.....	123
Twin nozzle connector	86	Unloader Valves - VR53	124
Two in One Surface / Undercarriage Cleaner - 15"	16	Unloader Valves - VR54/56	124
U		Unloader Valves - VRT3 Series	125
Underbody Wand Assembly - Self Serve.....	16	Unloader Valves - VRT100 High-Volume Series	125
Undercarriage Cleaner	14	Unloader Valves - YU High Volume	128
Undercarriage Cleaner	16	Unloader Valve - Trapped pressure	127
Undercarriage Cleaner Kit - 21"	16	Unloader YVB9KMS2 w/switch	124
Undercarriage Cleaner & Roof Surface Cleaner	15	V	
Universal Garden Hose O-ring Coupler Kit	53	Vac Switches - Burner Control	173
Unloader Valves - 22900A Pressure Actuated Series	130	Vacuum Accessories	191
		Vacuum Motors - A+ / AP.....	192

INDEX

Vacuum Motors - Ametek-Lamb.....	192
Valve - 3-Way - Erie Motortrol®.....	195
V-belts - Super "Gripnotch".....	154
Venturi Recovery Surface Cleaner With Hose - 24" ...	11
Voltage Regulator - Heavy-duty 15V.....	149
Voltmeters.....	147
VP Dual Lance.....	38

W

Warranty.....	215
Wash Bay Accessories - Stainless-steel.....	190
Water Broom 16".....	15
Wire, 250 Ft. Spool.....	174
Wire Looms - Used for Wiring Harnesses.....	184

XYZ

X-Jet Long Range Nozzle.....	87
X-Jet M5 Long Range Nozzle.....	87
Yamada Pumps.....	122
Yamada Pumps Diaphragm Kits.....	122
Zinc Plated Wand - 44".....	38

PAYMENT TERMS

Accounts with credit approval – net 30 days from date of invoice. Invoices are considered past due 31 days after invoice date. Spraymart reserves the right to implement late charges or charge interest on past due balances. Orders on credit hold will not be considered for production scheduling or allocation until they are released by the credit department.

PAYMENT METHODS

Pre-payment, American Express, Visa, Mastercard, or Open Account with approved credit.

FREIGHT

- All orders are FOB shipping point, prepay and add.
- Carrier selection is at the discretion of Spraymart.
- All orders are treated independently for shipping. Due to the speed of processing, multiple orders cannot be combined.
- Special services such as specialized palletization or packaging, residential delivery, lift gate services, redirects, call in advance for appointment, etc will be charged directly to the customer as an additional fee.
- Free freight for orders over \$500 to US and Canada (excluding AK/HI which have a \$750 minimum). Orders that do not qualify for free freight are subject to a minimum freight charge of \$25 or standard freight billed, whichever is greater. Free freight promo applies to shipments within the contiguous US (Alaska & Hawaii excluded) and Canada via ground transportation.
- Excluded in the free freight offer are batteries, chemicals, dropship parts, and special order parts. Other products are subject to change at the discretion of Spraymart.
- Orders must have one ship to destination for the freight program to be applied. Multiple destinations will be treated as separate orders when determining freight program thresholds.
- Expedited, air freight, express courier (next day, 2nd day) or special delivery are excluded and will be billed accordingly.
- Freight determination is on the total order value. One order may have multiple shipments, deliveries from more than one KNA location.
- If the “freight included” order value threshold is not met then standard freight will be billed on a per shipment - delivery basis.
- Certain machines and equipment that are oversize or cannot go via a standard carrier are excluded from the freight program. Please see your account manager or customer service for clarification.

DISCLAIMER: Transportation companies are responsible for any shipment damages or discrepancies once shipment has left the shipping point. Carefully inspect all packages before accepting from carrier. Truck shipments require a claim to be submitted directly to the carrier or the claim may not be honored. Small package shipment damage must be claimed directly with the carrier (ex. UPS). Any concealed damage must be claimed to the carrier within 10 days of receipt. Original shipping container must be kept until claim is

reconciled. Please notify Spraymart of any shortages within 30 days of shipment or the claim may be denied.

BACK ORDERS

Parts temporarily out of stock will be automatically shipped and invoiced when available. If original order qualifies for free shipping, backorder will be shipped with free shipping. If original order does not qualify for free shipping, appropriate charges will be added to the invoice.

SPECIAL ORDER PARTS

Parts not listed in our catalog are special order parts. Please contact your customer service representative for additional information.

Note: Special order parts are non-returnable and cannot be cancelled once the order is placed. Customer will be responsible for all additional freight charges (if applicable).

PRICING

All prices are subject to availability, and may change without notice. Please verify at time of order.

WARRANTY

Spraymart parts are warranted for 90 days from date of purchase to be free of defects in materials and workmanship. Excluded are batteries, battery chargers, motors pumps, etc. which carry their own warranty or are warranted by the original manufacturer. Items damaged due to abuse, accidental damage, improper use or lack of care are not covered by warranty. Normal wear parts including cords, rubber items, hoses, and brushes are excluded from warranty. All warranty inquiries should be direct to your Customer Service Representative. The foregoing is in lieu of all other warranties, expressed or implied, and constitute Spraymart’s only obligation with respect to parts.

Spraymart assumes no liability for individual or consequential damages.

RETURNS

Returns will be accepted with prior approval by Spraymart. A complete Return Goods Authorization must accompany all returns and can be obtained by contacting your Customer Service Representative. All returned merchandise will be charged a 20% restocking fee unless covered by warranty or shipped in error. Merchandise for return must be filed within 30 days of receipt. Issued returns are only valid for 30 days. After 30 days return authorizations will be voided. Freight charges on all product(s) returned including warranted parts are the responsibility of the customer.

ORDER CUTOFF

Any expedited shipping requests must be completed by 2PM CST. All other orders placed after these cutoffs are subject to ship the next business day.

HOURS OF OPERATION

Monday through Friday, 7:00 AM CST to 5:00 PM CST with the exception of holidays.



ARE YOU A SPRAYMART PREFERRED CUSTOMER?

Spraymart Preferred Customers enjoy added benefits such as discount pricing, special promotions, and a personal Spraymart Account Manager. If you're interested in becoming a Spraymart Preferred Customer, call us and experience first rate customer service unmatched in the industry today.



§SPRAYMART.COM 1-800-752-0177

THE SPRAYMART ADVANTAGE

Spraymart.com is your one-stop, 24 hour source for pressure washer parts and accessories. With over 13,000 products in stock and ready to ship today, Spraymart is always here to tailor the perfect solution for the pressure wash industry.

SPRAYMART

info@spraymart.com
1-800-752-0177