

UKG

UKG Pro Mobile App

1. Please go to your app store and download the new UKG mobile app, **UKG Pro**:



Apple Store:




Android Store:



2. Once you have downloaded the UKG Pro app, open the app and click on the scanner next to the Access Code or URL. **Scan in the QR code I have attached below:**

UKG
Welcome to UKG Pro

Workspace access code or URL



[What's this?](#)

Continue

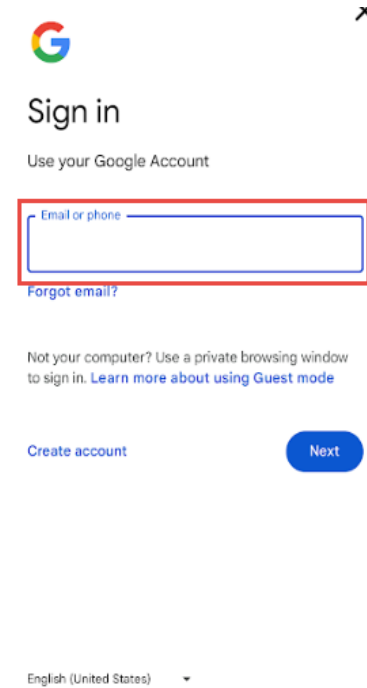
[Support](#)



3. You will now be prompted to log into your CCMH Google account. **Please use your AD credentials.** Once you enter the credentials, you will be able to access the app. If you have forgotten your password and need assistance resetting it, please contact our helpdesk at ext.4555.

UKG

UKG Pro Mobile App



Sign in

Use your Google Account

Email or phone

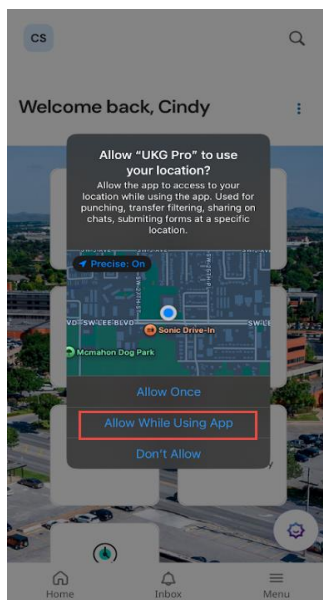
[Forgot email?](#)

Not your computer? Use a private browsing window to sign in. [Learn more about using Guest mode](#)

[Create account](#) [Next](#)

English (United States)

4. You will now be logged into our mobile app. **Please ensure you allow UKG Pro to access your phone's location:**



If you have any issues, please reach out to UKGSupport@ccmhhealth.com