

CASA  
COLLECTION

*Paint Grade Cabinetry  
Simple. Clean. Stress Free.*



## Welcome to the Casa Collection

The Casa Collection is designed for homeowners who want beautiful, custom cabinetry without getting lost in endless decisions. It offers a clean, timeless look with the freedom to choose any Sherwin-Williams® paint color. Whether you imagine a bright white kitchen, a cozy greige laundry room, or a soft, calming green mudroom, Casa gives you the flexibility to create a space that feels personal and effortless.

## A Simple, Stress Free Approach

Casa is our most approachable collection for a reason. Every detail is built around clarity and ease, from the straightforward door style options to the consistent, smooth look of paint grade materials. Without wood grain to consider, the design process stays simple. Your focus stays on the color, layout, and overall feeling you want your home to have.

## How We Build Casa

Our Casa cabinets are crafted using high quality paint grade materials that deliver an exceptionally smooth finish. We manufacture our one-piece MDF doors in-house to ensure the cleanest, most consistent surface possible. Each door is shaped, sanded, primed, and professionally sprayed using a high-performance finish that's made to withstand daily use. Once cured, the surface becomes durable, refined, and uniform, exactly what homeowners love about painted cabinetry!

## What Makes Casa Unique

The look of Casa is calm, clean, and cohesive. Painted cabinetry eliminates visible grain patterns and natural color variations, creating a smooth backdrop that works in any style of home. It's a great fit for families who want a timeless, low-maintenance finish that still feels custom. With fifteen paint grade door styles to choose from and unlimited color possibilities, Casa delivers a balance of simplicity and personalization that's hard to beat.

## Is Casa Right for You?

If you're drawn to cabinetry that feels bright, polished, and easy to live with, and you want the freedom to choose exactly the color you love, the Casa Collection is an excellent choice! It brings together quality craftsmanship, long lasting finishes, and a design experience that stays clear and uncomplicated from start to finish.



## Casa Door Styles

Casa keeps the design process simple with twelve clean, paint-grade door styles. Each offers a different level of detail, giving you enough variety to match your home’s look without overwhelming the process. Every style is crafted from one-piece MDF for a smooth, seamless finish in any Sherwin-Williams color.

## Why Your Door Style Matters

Your door style influences the overall feel of the room. Even with painted cabinetry, the profile determines whether the space leans modern, classic, or transitional. Casa’s twelve versatile options make it easy to find a look that feels intentional and cohesive.



## Choosing the Perfect Color

Color is where Casa truly shines. With access to the full Sherwin-Williams palette, you can choose a shade that reflects your style without limitations. Neutrals bring calm and versatility; deeper tones add personality and depth. There’s no “right” direction, only the feeling you want your home to have.

Lighting affects how color appears throughout the day, so view samples in different conditions when possible. Consider countertops, flooring, and wall colors to ensure everything works together.

## Adding a Thoughtful Accent

Not every cabinet needs to match. Many homeowners choose a contrasting color for islands, range hoods, or built-ins to create a focal point and add dimension. Accent colors also let you experiment with trends while keeping the overall design timeless and grounded.

## Caring for Your Casa Cabinets

Casa cabinetry is built for everyday use and only needs gentle care. Wipe with a soft, damp cloth and mild soap; avoid abrasive pads or chemical cleaners that may dull the finish. Painted doors can show small seasonal movement lines — this is normal. Prompt cleaning and good ventilation help keep your cabinets looking smooth and fresh for years.



## Pairing Hardware, Countertops & Door Styles

Choosing the right combination of door style, hardware, and countertop can completely shape the look of your painted cabinetry. Even within the Casa Collection's simple, clean framework, these elements work together to refine your style and create a space that feels intentional and balanced.

### Hardware to Complement Your Style



Berenson® hardware offers options that work seamlessly with Casa's painted surfaces, from sleek and modern to warm and classic.

- **Matte Black** - Crisp and modern; creates contrast with whites, grays, and bold colors.
- **Brushed Nickel / Polished Chrome** - Clean and versatile; brightens cool neutrals and supports transitional look.
- **Brushed Brass / Warm Gold** - Adds warmth and pairs beautifully with greens, warm neutrals, and deep tones.

*Hardware reinforces the character of your door style - sleek pulls for modern profiles, or soft, rounded details for more classic designs.*

### How Door Styles Fit Into the Mix

Your door style sets the overall tone, whether clean and modern or softly traditional, and the right pairing of hardware and countertops helps reinforce that look and bring the whole design together.


### Countertops That Anchor the Design



Cambria® quartz pairs exceptionally well with painted cabinetry thanks to its durability, clarity, and wide range of colors and styles.

- **Light, bright patterns** - Keep kitchens feeling open and airy; enhance the clean look of painted cabinetry.
- **Subtle veining** - Add gentle movement without overpowering Casa's smooth cabinet profiles.
- **Bold or high contrast designs** - Create a focal point that grounds darker cabinets or energizes lighter palettes.

*Countertop patterns can soften a sharp door profile, highlight clean lines, or bring warmth to a modern space.*



### Chamberlain

**Panel:** Flat  
**Edge Detail:** Soft Roundover; Rounded Corners  
**Best For:** Contemporary, Transitional  
**Ideal in:** Sleek, modern spaces softened by round corners for a more approachable look.



### Hamilton

**Panel:** Raised Scoop  
**Edge Detail:** Full Bead  
**Best For:** Traditional, Transitional  
**Ideal in:** Formal kitchens with rich finishes or painted cabinetry that celebrates fine detail.



### Langford

**Panel:** Flat  
**Edge Detail:** Square Edge  
**Best For:** Transitional, Traditional  
**Ideal in:** Spaces where clean lines pair well with either modern or classic elements.



### Lexington

**Panel:** Flat  
**Edge Detail:** 45° Angled Rail  
**Best For:** Transitional, Contemporary  
**Ideal in:** Updated kitchens or baths seeking subtle detail within a modern profile.



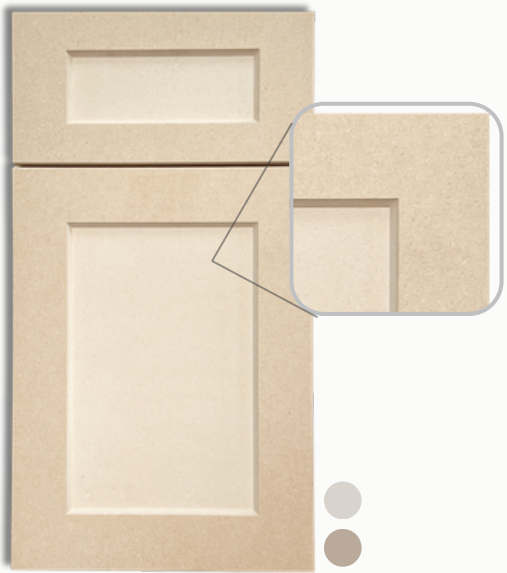
**Martin**

**Panel:** Flat  
**Edge Detail:** Slim ¾" Rail, Square Edge  
**Best For:** Contemporary, Transitional  
**Ideal in:** Sleek, open kitchens or offices where a streamlined frame is key.



**Monroe**

**Panel:** Raised Scoop  
**Edge Detail:** Full Bead  
**Best For:** Traditional, Transitional  
**Ideal in:** Kitchens aiming for a rich, classic look that feels both inviting and refined.



**Nicollet**

**Panel:** Flat  
**Edge Detail:** 30° Angled Rail  
**Best For:** Transitional, Contemporary  
**Ideal in:** Spaces with a touch of modern detail without overcomplicating the design.



**Randall**

**Panel:** Flat  
**Edge Detail:** Angled Rail  
**Best For:** Contemporary, Transitional  
**Ideal in:** Open floor plan spaces looking for crisp lines and modern appeal.



**Sicily**

**Panel:** Flat  
**Edge Detail:** Double Rounded Step  
**Best For:** Transitional, Traditional  
**Ideal in:** Light filled kitchens that blend soft edges with clean, tailored lines.



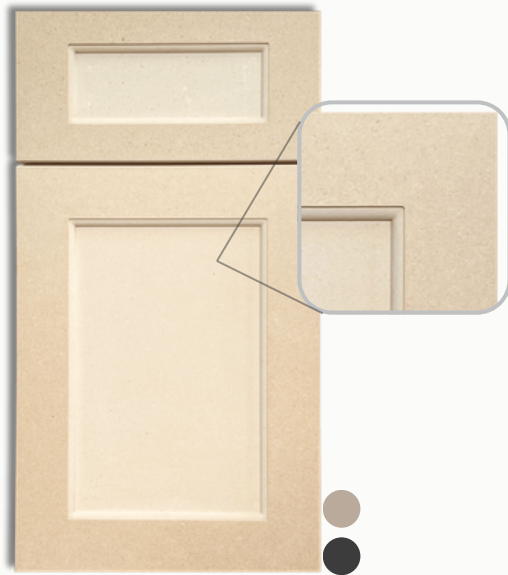
**Sterling**

**Panel:** Flat  
**Edge Detail:** Full Bead (Inside & Outside)  
**Best For:** Transitional, Traditional  
**Ideal in:** Statement kitchens where detailed edging highlights the craftsmanship.



**Sweeney**

**Panel:** Flat  
**Edge Detail:** Rounded Over Frame  
**Best For:** Contemporary, Transitional  
**Ideal in:** Calm, modern spaces that benefit from softened edges for a welcoming feel.



**Windsor**













**Panel:** Flat  
**Edge Detail:** Drop Bead  
**Best For:** Traditional, Transitional  
**Ideal in:** Warm, classic spaces that celebrate subtle detailing for an understated elegance.

## Cool Neutrals

Cool neutrals bring a refined, airy feel that works beautifully in homes wanting a sense of calm and clarity. These shades lean gray or blue based, creating a backdrop that feels fresh without being stark. They're ideal for spaces with plenty of natural light, where their subtle undertones can shift softly throughout the day.

This palette is a favorite for homeowners who want a look that feels both current and timeless. Cool neutrals pair effortlessly with marble patterns, cool toned stone, stainless steel, glass tile, and polished nickel hardware. They also balance warm flooring or natural wood accents, keeping the space feeling grounded while still crisp.

If you're drawn to cabinetry that feels clean, uncomplicated, and quietly sophisticated, cool neutrals offer a gentle, modern foundation that adapts to almost any style. They brighten smaller spaces, soften busier rooms, and provide a versatile base for both classic and contemporary design.






## Light Neutrals

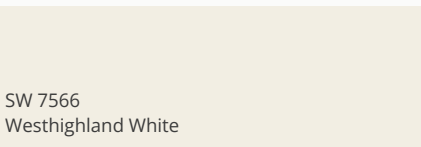
Light neutrals bring warmth and openness to a space without leaning too beige or too cool. These soft, welcoming tones create an airy backdrop that feels calm and inviting, making rooms appear larger, brighter, and more balanced. They're especially helpful in kitchens or bathrooms where you want a clean look that still feels comfortable and lived-in.

What makes this palette so versatile is the way it adapts to different styles. Light neutrals can feel traditional with warm hardware and natural wood accents, or modern and minimal when paired with sleek fixtures and simple quartz countertops. Their subtle undertones complement a wide range of finishes including brushed brass, bronze, black, or nickel, allowing other design elements to take the lead.

If you want cabinetry that blends seamlessly with the rest of your home, light neutrals create a timeless foundation that stays fresh year after year. They're easy to decorate around, easy to pair with evolving trends, and always feel peaceful and effortless.




SW 7042  
Shoji White



SW 7566  
Westhighland White




SW 7008  
Alabaster




SW 7001  
Marshmallow




SW 7012  
Creamy




SW 7011  
Natural Choice




SW 7015  
Repose Gray




SW 7050  
Useful Gray



SW 7029  
Agreeable Gray




SW 7043  
Worldly Gray



SW 7641  
Colonnade Gray




SW 7022  
Alpaca



SW 7043  
Worldly Gray



SW 7030  
Anew Gray



SW 7023  
Requisite Gray









# Warm Neutrals

Warm neutrals bring depth and comfort to a space, offering a richer alternative to cooler grays. These tones lean into taupe, mushroom, and beige undertones, creating a backdrop that feels inviting and well balanced. They add just enough warmth to make a room feel rooted and lived-in, without tipping into anything heavy or dark.

This palette works beautifully with natural materials. Warm wood flooring, textured stone, and earthy tile all pair effortlessly with these shades, allowing your cabinetry to feel connected to the rest of the space. When combined with warm metal finishes such as brass, bronze, or copper, these colors take on an elevated, classic character that feels tailored without being fussy.

Homeowners often choose warm neutrals when they want cabinetry that makes a statement quietly. The tones are substantial but still gentle, bringing dimension and softness at the same time. Whether used throughout an entire kitchen or on a large island, warm neutrals help anchor the room while keeping the overall design timeless.





# Greens

Green cabinetry brings a sense of calm that feels grounded and refreshing at the same time. These tones draw from nature, creating rooms that feel balanced, peaceful, and thoughtfully curated. From soft sages to deeper, more muted forest tones, green offers more personality than a neutral while still remaining timeless and easy to live with.

Lighter greens add a gentle lift to a space. They feel airy and restorative, making them a natural fit for kitchens, laundry rooms, and mudrooms where you want a clean look with a hint of character. Darker greens, on the other hand, introduce depth and sophistication. They work beautifully on islands, vanities, built-ins or anywhere you want a subtle statement that still feels grounded.

One of the reasons this palette has become so popular is its versatility. Greens pair effortlessly with warm woods, natural stone, unlacquered brass, matte black hardware, or soft neutral walls. No matter the style of your home, green cabinetry adds warmth, stability, and a sense of quiet confidence.





# Blues

Blue cabinetry brings a sense of balance and quiet to a space. These tones range from breezy sky shades to deep, dramatic navies, giving homeowners endless ways to introduce color that still feels grounded and timeless. Lighter blues create an airy, uplifting atmosphere, perfect for kitchens, bathrooms, and laundry rooms where you want a soft, refreshing energy. Mid tone blues offer color without overwhelming the room, and darker navies bring depth and elegance.

What makes blue so versatile is its ability to shift between relaxed and refined. Soft blues feel calming and casual, while deeper hues add structure and presence. This palette pairs beautifully with both warm and cool finishes — whether you're working with crisp white walls, marble-inspired quartz, natural wood floors, or polished chrome hardware. Blue has a unique way of bringing harmony to a space, adding personality without sacrificing classic appeal.

For homeowners who want cabinetry that stands out subtly, blue is a favorite. It holds its strength across trends and seasons, offering a sense of stability that feels fresh, serene, and enduring.



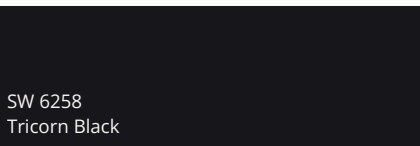


## Bold & Dramatic

Bold, deeply saturated colors bring a refined sense of drama to any space. These tones, anything from charcoal and moody greens to deep plum or near-black, create contrast that feels intentional and elegant. Their richness adds dimension and structure, giving cabinetry a tailored, high-end look without overwhelming the room.

These shades pair beautifully with warm wood flooring, light countertops, and metallic finishes like brass, bronze, or polished nickel. When the right materials are combined, dramatic colors feel balanced and surprisingly inviting, offering both visual impact and warmth.

Homeowners often choose this palette when they want their cabinetry to feel memorable and confidently designed. Whether used on a center island, lower cabinets, or throughout the entire kitchen, bold tones bring a sense of sophistication that stays timeless and polished.







**Twin River Cabinets**

📍 5350 Hwy 61 N, Unit 5 / Dock C

White Bear Lake, MN 55110

☎ (651) 560-0123

✉ info@twinrivercabinets.com

🌐 twinrivercabinets.com