



**PRODUCTS FOR FARM, HOME, INDUSTRIAL, AND CONSTRUCTION**



# **2026 CATALOG**

2025

# INTRODUCTION



***KDAR Company would like to thank you for the opportunity to serve you. Our catalog has many items for the Welding, Automotive, Lawn and Garden, and Tool Industries supplying innovative, high quality products at great prices. Our products are great for professionals, homeowners, and farm/ranch owners that are looking for consistent reliability.***

Our goal is to produce quality items at competitive pricing and continue to introduce new items on an ongoing basis. We are always looking for those items that need development, improvement, or a lower cost to acquire. We welcome your ideas and needs for your particular business.





With over 40 years' experience in retail, we are here to serve you and supply you with the needs of the modern businesses selling these products. Since we are a family owned business, we are dedicated to serving you and we offer that personal attention in all matters of business. Our motto is, "We make quality products with more features at competitive prices all backed with great service."

We appreciate your support and look forward to serving you.

Sincerely,

***KDAR COMPANY***



 3671 New Town Blvd., St. Charles, MO 63301  
 (636) 493-9920  
 Monday-Friday 8-5 pm CST  
 [www.kdarco.com](http://www.kdarco.com)

# **TABLE OF CONTENTS**

## **WELDING EQUIPMENT**

MIG WELDERS AND ACCESSORIES .....	1-5
WELDING ACCESSORIES .....	6-12
MIG WIRE, ELECTRODES, TIG ROD .....	13-21
RECEPTACLES AND PLUGS.....	22
WELDING CAPS AND CLOTHING.....	23

## **GAS WELDING EQUIPMENT**

BIG MAX FAMILY PROPANE TORCHES.....	24-28
PROPANE ACCESSORIES .....	29-33
OXYGEN-ACETYLENE TORCH KITS .....	34-39
CUTTING TIPS/WELDING NOZZLES .....	40-44
BRAZING ROD AND BRAZING FLUX.....	45-47
SOLDER AND SOLDER FLUX .....	48-49
HOSES FITTINGS, ETC .....	50-51
REGULATORS AND GAUGES .....	52-53
HOSES AND OXYGEN/ACETYLENE TANKS.....	54
STRIKERS, FLINTS, TIP CLEANERS, ETC .....	55-56

## **SAFETY EQUIPMENT**

HELMETS AND LENSES .....	57-60
BRAZING GOGGLES.....	61
GLOVES.....	61-62
FACE SHIELDS AND SAFETY .....	62-63

## **ABRASIVES AND BRUSHES**

E-Z SANDER® HAND SANDER .....	64
BENCH, CUT-OFF, AND GRINDING WHEELS .....	65-69
BRUSHES.....	70-73
CUP BRUSHES.....	74
END BRUSHES AND WIRE WHEELS .....	75-76
QUICK CHANGE MIN ABRASIVES .....	77-78
OTHER ABRASIVES .....	79-85

# **TABLE OF CONTENTS**

## **TOOLS**

CARBIDE BURRS .....	86-88
PLIERS, MAGNETS, SOAPSTONE .....	89-90
PIPE LAYOUT TOOLS .....	91
MARKERS .....	92
METAL FILES AND JUMPER CLAMPS .....	93-94
PIPE THREAD TAPE .....	94
CUTTING FLUID AND CHEMICALS .....	95

## **AIR FITTINGS AND ACCESSORIES**

COUPLERS AND PLUGS.....	96-102
BLOW GUNS, CHUCKS, AND GAUGES .....	102-105
FILTERS, REGULATORS, OILERS .....	105-106
HOSES, FITTINGS AND MISC .....	107-113

## **PRESSURE WASHER ACCESSORIES**

.....	114-122
-------	---------

## **INDEX**

.....	123-128
-------	---------



## **HOT MAX 125 AMP MIG WELDER - MODEL 125WFG**

The Hot Max 125WFG MIG Welder is ready to weld with shielding gas or flux core right out of the box.

### **FEATURES**

- Infinite Output Voltage Controls which can be adjusted as you weld!
- Infinite Wire Speed Control
- Factory pre-wired and ready for optional Spool Gun (Model #23241).
- Easy polarity change for switching between shielding gas and flux core wire.
- Drive roller fits .023" to .035" wire. Larger drive wheel available.
- 2 Year Limited Warranty on Machine, 90 Day Warranty on Gun and Hoses, for Parts and Labor

### **SPECIFICATIONS**

- Input Current/Voltage: 15 Amps at 120 Volts, Single Phase
- Output: 25-125 Amps DC
- Minimum Duty Cycle: 20%
- Welds up to 1/4" with Flux Core Wire

### **WELDER INCLUDES THE FOLLOWING COMPONENTS**

- Ground Clamp with 9' Cable
- MIG Gun with 10' Hose
- CO2/Argon Regulator with 5' Hose
- 2# Spool of .030" Flux Core Wire
- Gas Nozzle for MIG Welding
- Hex Wrench for wire feed roller
- .025", .030", and .035" Contact Tips
- 10# Wire Spool Adapter
- Shielding gas is NOT included.



## **HOT MAX 135 AMP MIG WELDER - MODEL 135WFG**

The Hot Max 135WFG MIG Welder is ready to weld with shielding gas or flux core right out of the box.

### **FEATURES:**

- **Infinite Output Voltage Controls** which can be adjusted as you weld!
- **Infinite Wire Speed Control**
- Factory pre-wired and ready for optional Spool Gun (Model #23241).
- Easy polarity change for switching between shielding gas and flux core wire.
- Drive roller fits .023" to .035" wire. Larger drive wheel available.
- 2 Year Limited Warranty on Machine, 90 Day Warranty on Gun and Hoses, for Parts and Labor

### **SPECIFICATIONS:**

- Input Current/Voltage: 20 Amps at 120 Volts, Single Phase
- Output: 25-135 Amps DC
- Minimum Duty Cycle: 20%
- Welds up to 5/16" with Flux Core Wire

### **WELDER INCLUDES THE FOLLOWING COMPONENTS:**

- Ground Clamp with 9' Cable
  - MIG Gun with 10' Hose
  - CO2/Argon Regulator with 5' Hose
  - 2# Spool of .030" Flux Core Wire
  - Gas Nozzle for MIG Welding
  - Hex Wrench for wire feed roller
  - .025", .030", and .035" Contact Tips
  - 10# Wire Spool Adapter
- \*Shielding gas is NOT included.*



## ***HOT MAX SPOOL GUN FOR MIG WELDERS -MODEL 23241***

### **FEATURES:**

- Designed for Hot Max 125/135/175/250WFG MIG welders (180 AMP rated)
- Uses standard Size 11 contact tips
- 20' gun lead for welding in hard to reach places and reduces machine relocation
- See through cover so you can easily check amount of wire on the spool
- Great for aluminum but will also weld mild steel (with or without gas) and stainless steel
- Holds 4" wire spools
- 12V DC Drive motor



## ***HOT MAX MIG GUN REPLACEMENT WITH 10' LEAD***

For 125/135/175/250WFG Welders (Tweco® Compatible)  
250 Amp rated, uses standard Size 11 contact tips

**MODEL 23243**



## ***HOT MAX REPLACEMENT C02/ARGON REGULATOR***

CGA-580 Inlet connection, 5/8"-18 RH female outlet connection

**MODEL 23201**

## ***HOT MAX REPLACEMENT SHIELDING GAS HOSE***

5' 5/8"-18 RH Male connectors on both ends

**MODEL 23203**



## ***HOT MAX MIG GAS NOZZLE FOR MODEL 23243 MIG GUN***

(Tweco® Compatible), Slide On, 1/2" Bore

**MODEL 23246**



## ***BRASS CONTACT TIP HOLDER FOR MIG GUN MODEL 23243***

Works with Size 11 Contact Tips

**MODEL 23257**



## ***CERAMIC GAS DISTRIBUTOR FOR MIG GUN MODEL 23243***

**MODEL 23256**



## ***HOT MAX 250WFG REPLACEMENT DRIVE MOTOR WHEELS***

### **MODEL**

23253

23254

### **DESCRIPTION**

.030" / .040" Replacement drive wheel

.040" / .045" Replacement drive wheel



***HOT MAX 250WFG HEATED GAS REGULATOR  
AND FLOW GAUGE-36 VOLT***

MODEL 23242



***250 WFG Replacement Ground Clamp and Lead***

MODEL 23258



***250 WFG Replacement TIG Foot Pedal***

MODEL 23240



***250 WFG Replacement TIG Gun and Lead***

MODEL 23244

## HOT MAX MIG WELDER CONTACT TIPS FOR 125/135/175/250 WELDERS (TWE<sup>CO</sup>® COMPATIBLE)



<u>MODEL</u>	<u>DESCRIPTION</u>
22053	.025" (.6 MM) CONTACT TIPS - 5/PK (SIZE 11-23)
22054	.030" (.8 MM) CONTACT TIPS - 5/PK (SIZE 11-30)
22055	.035" (.9 MM) CONTACT TIPS - 5/PK (SIZE 11-35)
23020	.040" (1.0 MM) CONTACT TIPS - 5/PK (SIZE 11-40)
23021	.045" (1.2 MM) CONTACT TIPS - 5/PK (SIZE 11-45)

## HOT MAX MIG WELDER MIG GUN GAS DIFFUSER FOR 125/135/175 WELDERS (TWE<sup>CO</sup>® COMPATIBLE SIZE 51)



For use with Size 11 contact tips up to 180 Amps  
- Does Not fit Mig Gun Model 23243

MODEL 23093

## HOT MAX MIG WELDER GAS NOZZLES FOR 125/135/175 WELDERS (TWE<sup>CO</sup>® COMPATIBLE)



Thread on nozzles for use with Size 51 diffusers

<u>MODEL</u>	<u>DESCRIPTION</u>
23090	1/2" BORE MIG NOZZLE
22057	5/8" BORE MIG NOZZLE
23092	5/8" BORE MIG SPOTWELD NOZZLE



## HOT MAX FLUX CORE NOZZLE FOR 125/135/175 WELDERS (TWE<sup>CO</sup>® COMPATIBLE)

Plastic thread on nozzle for use with Size 51 diffusers

MODEL 22058

## **HOBART® COMPATIBLE CONTACT TIPS**

Rated up to 180 Amps



**MODEL**

**DESCRIPTION**

23022

.025" CONTACT TIPS - 5/PK

23023

.030" CONTACT TIPS - 5/PK

23024

.035" CONTACT TIPS - 5/PK



## **1/2" BORE MIG HOBART® COMPATIBLE NOZZLE**

-Slide on

**MODEL 23094**



## **BINZEL® COMPATIBLE NOZZLES** -Slide on

**MODEL**

**DESCRIPTION**

23097

3/8" BORE MIG NOZZLE

23096

1/2" BORE MIG NOZZLE

23098

5/8" BORE MIG SPOTWELD NOZZLE

## MIG PLIERS



Perfect multiuse pliers for MIG welding - wire cutter, nozzle cleaner, nozzle pliers, contact tip pliers, welding slag hammer, and needle nose style pliers.

**MODEL 22027**

## ANTI-SPATTER NOZZLE GEL, 16OZ



Prevents welding spatter from sticking to nozzles and contact tips. Works on all types of welders and does not affect the weld.

Made in the USA



**MODEL 23110**

## SILICONE FREE ANTI-SPATTER SPRAY, 16OZ



Prevents welding spatter from sticking to nozzles, contact tips, and metal being welded.

Made in the USA



**MODEL 23000**

## 20 CUBIC FOOT ARGON/C02 CYLINDER, EMPTY



CGA-580 Brass Valve

Made in the USA

**MODEL 23202**



## WELDING CABLE LUG CONNECTORS

These premium zinc plated copper connectors are easily crimped, swaged, or soldered for years of trouble free service. Each package includes (2) two connectors.



<u>MODEL</u>	<u>CABLE SIZE</u>	<u>STUD SIZE</u>
23220	#8	#10
23221	#6	1/4"
22030	#4	5/16"
23222	#4	3/8"
22029	#2	5/16"
23223	#2	3/8"
23224	#1	3/8"
23226	#1/0	3/8"
23225	#1/0	1/2"
23228	#2/0	3/8"
23227	#2/0	1/2"
23229	#3/0	1/2"
23230	#4/0	1/2"

## WELDING CABLE BUTT CONNECTORS - UNINSULATED

These premium zinc plated copper connectors are easily crimped, swaged, or soldered for years of trouble free service. Each package includes (2) two connectors



<u>MODEL</u>	<u>DESCRIPTION</u>
23007	#6 BUTT CONNECTOR
23008	#4 BUTT CONNECTOR
23009	#2 BUTT CONNECTOR
23010	#1/0 BUTT CONNECTOR
23011	#2/0 BUTT CONNECTOR



## HAMMER STYLE CABLE CRIMPING TOOL

For cable lugs and butt connectors

Model 23255



## WELDING CABLE

Heavy Duty welding cable designed for maximum flexibility and resistance to cuts, tears, and abrasion. Conductors are bare, annealed electrolytic copper, 30 AWG Class K rope lay stranding. Outer jacket is type TPE which provides oil, water, acid, and gas resistance and provides maximum flexibility from -49° C to 105° C. 600V Rating.

Made in the USA

### MODEL

### DESCRIPTION

23150	#4 WELDING CABLE, 250' REEL, 420 STRANDS
23153	#2 WELDING CABLE, 250' REEL, 665 STRANDS
23151	#1 WELDING CABLE, 250' REEL, 833 STRANDS
23152	#1/0 WELDING CABLE, 150' REEL, 1045 STRANDS
23154	#2/0 WELDING CABLE, 150' REEL, 1330 STRANDS



#4 cable is rated for 100 amps up to 75'

#2 cable is rated for 150 amps up to 100'

#1 cable is rated for 200 amps up to 250'

#1/0 cable is rated for 300 amps up to 50' or 100 amps up to 150'

#2/0 cable is rated for 350 amps up to 50' or 100 amps up to 200'



## **#2 to #6 WELDING CABLE INSULATED SPLICER**

Model 23003

## **WELDING CABLE CAM LOCK CONNECTORS**



**MODEL**

**DESCRIPTION**

23001

#1 TO #4 CONNECTOR

23002

#1/0 TO #4/0 CONNECTOR



## **ELECTRODE HOLDERS**

**MODEL**

**DESCRIPTION**

22022

200 AMP ELECTRODE HOLDER

23025

300 AMP ELECTRODE HOLDER

23026

400 AMP ELECTRODE HOLDER, SCREW TYPE

## **STEEL GROUND CLAMPS**

Strong clamping power for good grounding of electrical circuits



**MODEL**

**DESCRIPTION**

23081

300 AMP STEEL GROUND CLAMP, UP TO #2

23082

500 AMP STEEL GROUND CLAMP, UP TO #1/0



## **300 AMP BRASS ALLOY GROUND CLAMP, UP TO #2 CABLE**

Very heavy duty clamp for discerning welders

Model 23080



## **STRAIGHT HEAD CHIPPING HAMMER**

Model 22023



## **CONE AND CROSS CHISEL CHIPPING HAMMER**

Cross-Peen Style

Model 23012



## **CHIPPING HAMMER WITH BRUSH**

Model 23013

## **REPLACEMENT BRUSH MODEL 26053**

# WELDING ACCESSORIES

## MIG WELDING WIRE

Gas Metal Arc Welding (GMAW), or commonly called by its subcategory Metal Inert Gas (MIG) welding, is the most common industrial welding process due to its versatility, speed and ease of use. Hot Max offers a wide range of MIG welding wire to cover most of your welding needs. You will find our MIG welding wire to be of exceptional quality. We also offer different alloys and larger containers by special order

### **MIG WELDING WIRE - MILD STEEL**

ER 70S-6 Alloy is a high strength wire which produces excellent results even on rusty or dirty steel.

Tensile Strength: 70,000 PSI

Shielding Gas: Pure C02, 75% C02/25% Argon (C-25)

Maching Polarity: DCEP reverse Polarity (MIG DC +)



<u>MODEL</u>	<u>DESCRIPTION</u>
22082	.025", 2# MILD STEEL MIG WIRE
23100	.025", 11# MILD STEEL MIG WIRE
22083	.030", 2# MILD STEEL MIG WIRE
23101	.030", 11# MILD STEEL MIG WIRE
23102	.030", 33# MILD STEEL MIG WIRE
22084	.035", 2# MILD STEEL MIG WIRE
23103	.035", 11# MILD STEEL MIG WIRE
23104	.035", 33# MILD STEEL MIG WIRE
23105	.045", 33# MILD STEEL MIG WIRE

### **MIG WELDING WIRE - FLUX CORE**

E71T-65 Alloy is a high strength flux core wire which produces a deep penetrating weld without shielding gas. Excellent in outdoor windy conditions

Tensile Strength: 80,000 PSI

Shielding Gas: Non Required but 75% C02/25% Argon (C-25) will reduce spatter

Machine Polarity: DCEN Straight Polarity (MIG DC -)



<u>MODEL</u>	<u>DESCRIPTION</u>
23111	.030", 2# FLUX CORE MIG WIRE
23106	.030", 10# FLUX CORE MIG WIRE
23112	.035", 2# FLUX CORE MIG WIRE
23107	.035", 10# FLUX CORE MIG WIRE



## MIG WELDING WIRE - STAINLESS STEEL

ER308 Alloy is a high strength wire for use with most grades of stainless steel including 301, 302, 304, 308, 321, and 347.

Tensile Strength: 80,000 PSI

Shielding Gas: Pure Argon or Argon/C02

Maching Polarity: DCEP reverse Polarity (MIG DC +)

<u>MODEL</u>	<u>DESCRIPTION</u>
23109	.030", 2# STAINLESS STEEL MIG WIRE



## MIG WELDING WIRE - ALUMINUM

4043 and 5356 alloys are high strength wire for use with most grades of aluminum.

Tensile Strength: 34,000 PSI for ER 4043, 62,000 PSI for ER 5356

Shielding Gas: Pure Argon

Machine Polarity: DCEP Reverse Polarity (MIG DC+)

<u>MODEL</u>	<u>DESCRIPTION</u>
23113	.030", 1# ALUMINUM MIG WIRE (ER 4043)
23114	.035", 1# ALUMINUM MIG WIRE(ER 4043)
23115	.030", 1# ALUMINUM MIG WIRE (ER 5356)
23108	.035", 1# ALUMINUM MIG WIRE (ER 5356)

# ARC WELDING ELECTRODE



Shielded Metal Arc Welding (SMAW), or commonly called Arc Welding or Stick Welding, is one of the world's most popular forms of welding mainly due to its versatility and simplicity. Hot Max offers a wide range of welding rod dry and ready to use. We also carry 1/2 pound packs, for small welding projects or specialty rods, and 50 pound boxes for people who really like to weld. You will find our ARC welding rods to be exceptional quality. We offer other alloys by special order.

## ***E6011 ARC WELDING ELECTRODES***

All purpose, all position rod for mild steel. Great on rusty or dirty metal or poor fit ups. Designed for repair and maintenance work. 60,000 PSI tensile strength.

Recommended Machine Polarity: AC or DCEP (DC+)

<b><i>MODEL</i></b>	<b><i>DIAMETER</i></b>	<b><i>WEIGHT</i></b>	<b><i>AMPERAGE</i></b>
23301	3/32"	1/2#	40-75
23033	3/32"	1#	40-75
22071	3/32"	5#	40-75
23034	3/32"	10#	40-75
23302	1/8"	1/2#	75-130
23030	1/8"	1#	75-130
22072	1/8"	5#	75-130
23031	1/8"	10#	75-130
23032	1/8"	50#	75-130
23035	5/32"	1#	130-180
23037	5/32"	5#	130-180
23036	5/32"	10#	130-180
23038	5/32"	50#	130-180

## ***E6010 ARC WELDING ELECTRODES***

All purpose, all position rod for mild steel. Great on rusty, dirty, or painted metal. Very versatile and forgiving welding rod.

60,000 PSI tensile strength.

Recommended Machine Polarity: DCEP (DC+)

<b><i>MODEL</i></b>	<b><i>DIAMETER</i></b>	<b><i>WEIGHT</i></b>	<b><i>AMPERAGE</i></b>
23162	1/8"	10#	65-130
23163	1/8"	50#	65-130
23164	5/32"	10#	110-170
23165	5/32"	50#	110-170

## ***E7014 ARC WELDING ELECTRODES***

Iron powder coated rod for mild steel and high speed. Provides a flat smooth bead in all positions. Great weld appearance and works well on poor fit ups. 70,000 PSI tensile strength.

Recommended Machine Polarity: AC or DCEN (DC-)

<b><i>MODEL</i></b>	<b><i>DIAMETER</i></b>	<b><i>WEIGHT</i></b>	<b><i>AMPERAGE</i></b>
23307	3/32"	1/2#	40-75
23049	3/32"	1#	40-75
23050	3/32"	5#	40-75
23308	1/8"	1/2#	75-130
22081	1/8"	1#	75-130
23047	1/8"	5#	75-130
23046	1/8"	10#	75-130
23048	1/8"	50#	75-130

# ARC WELDING ELECTRODE



## **E6013 ARC WELDING ELECTRODES**

All purpose, all position rod for mild steel. Best on new, clean steel, especially light gauge metal. Easy to start at low amperage and good appearance weld. 60,000 PSI tensile strength.

Recommended Machine Polarity: AC or DCEP (DC+)

<b>MODEL</b>	<b>DIAMETER</b>	<b>WEIGHT</b>	<b>AMPERAGE</b>
23303	1/16"	1/2#	20-40
22075	1/16"	1#	20-40
23078	1/16"	5#	20-40
22073	5/64"	1#	40-60
22074	5/64"	5#	40-60
23304	3/32"	1/2#	40-75
22076	3/32"	1#	40-75
22077	3/32"	5#	40-75
23075	3/32"	10#	40-75
23042	3/32"	50#	40-75
23305	1/8"	1/2#	75-130
23039	1/8"	1#	75-130
22078	1/8"	5#	75-130
23040	1/8"	10#	75-130
23041	1/8"	50#	75-130
23306	5/32"	1/2#	130-180
23043	5/32"	1#	130-180
23045	5/32"	5#	130-180
23044	5/32"	10#	130-180
23070	5/32"	50#	130-180

## E7018 ARC WELDING ELECTRODES

Low hydrogen rod works great on hardened steels including cold rolled, high carbon, or high sulfur steels. Joins hard to weld steels easily in any position. Excellent rod for fillet welds.

70,000 PSI tensile strength

Recommended Machine Polarity: DCEP (DC+) or AC

<i><u>MODEL</u></i>	<i><u>DIAMETER</u></i>	<i><u>WEIGHT</u></i>	<i><u>AMPERAGE</u></i>
23309	3/32"	1/2#	40-75
23056	3/32"	1#	40-75
22079	3/32"	5#	40-75
23072	3/32"	10#	40-75
23310	1/8"	1/2#	75-130
23053	1/8"	1#	75-130
22080	1/8"	5#	75-130
23054	1/8"	10#	75-130
23055	1/8"	50#	75-130
23057	5/32"	1#	130-180
23059	5/32"	5#	130-180
23058	5/32"	10#	130-180
23060	5/32"	50#	130-180



# **ARC WELDING ELECTRODE**

## **99% NICKEL ARC WELDING ELECTRODES**

Designed for use on all grades of gray cast iron. Works best on light gauge metal. Weld will have excellent machinability. 55,000 PSI tensile strength.

Recommended Machine Polarity: DCEN (DC-)

<u>MODEL</u>	<u>DIAMETER</u>	<u>WEIGHT</u>	<u>AMPERAGE</u>
23315	3/32"	1/2#	70-90
23062	3/32"	1#	70-90
23316	1/8"	1/2#	80-120
23061	1/8"	1#	80-120

## **55% NICKEL ARC WELDING ELECTRODES**

All position rod designed for use on all grades of cast iron. Good for building up worn areas and has good machinability. 70,000 PSI tensile strength.

Recommended Machine Polarity: AC or DCEN (DC-)

<u>MODEL</u>	<u>DIAMETER</u>	<u>WEIGHT</u>	<u>AMPERAGE</u>
23313	3/32"	1/2#	45-75
23066	3/32"	1#	45-75
23314	1/8"	1/2#	70-110
23065	1/8"	1#	70-110



## ***E312-16 STAINLESS STEEL ARC WELDING ELECTRODES***

Ultimate rod designed for use on all grades of steel, including dissimilar metals. This rod can also be used on hardened, armored, and spring steels. Excellent rod that can be used by almost anyone. 120,000 PSI tensile strength.

Recommended Machine Polarity: AC or DCEN (DC-)

<b><u>MODEL</u></b>	<b><u>DIAMETER</u></b>	<b><u>WEIGHT</u></b>	<b><u>AMPERAGE</u></b>
23312	3/32"	1/2#	30-70
23064	3/32"	1#	30-70
23074	3/32"	5#	30-70
23311	1/8"	1/2#	60-110
23063	1/8"	1#	60-110
23073	1/8"	5#	60-110

## ***HARD FACING OVERLAY ARC WELDING ELECTRODES***

All position rod designed for surface build up/overlay. Good abrasion resistance and excellent impact resistance. Can be forged.

Recommended Machine Polarity: AC or DCEP (DC+)

<b><u>MODEL</u></b>	<b><u>DIAMETER</u></b>	<b><u>WEIGHT</u></b>	<b><u>AMPERAGE</u></b>
23068	5/32"	1#	120-180
23069	5/32"	5#	120-180

## ***E4043 ALUMINUM ARC WELDING ELECTRODES***

All position rod for all types of aluminum including tubes, sheet, cast and wrought aluminum.

AWS A5.3 Class E4043 is the highest strength alloy for ARC and gas torch welding. Can be used with gas torch applications as a brazing alloy.

Recommended Machine Polarity: DCEN (DC-)

<b><u>MODEL</u></b>	<b><u>DIAMETER</u></b>	<b><u>WEIGHT</u></b>	<b><u>AMPERAGE</u></b>
23076	1/8"	1#	80-135
23077	1/8"	5#	80-135

# **WELDING ACCESSORIES**

## **NICKEL FREE CAST IRON WELDING ELECTRODES**

For dirty, heat-affected, and oily cast iron. Can be used for cladding contaminated cast iron before joining with nickel alloys. Not machinable.

Recommended Machine Polarity: AC or DCEP (DC+)

<u>MODEL</u>	<u>DIAMETER</u>	<u>WEIGHT</u>	<u>AMPERAGE</u>
23317	1/8"	1/2#	70-125
23160	1/8"	1#	70-125
23161	1/8"	5#	70-125

## **DELUXE RED ROD STORAGE CONTAINER**



Screw on lid and rubber gasket provide air-tight storage for your rod. It has one internal removable divider and will hold up to 10 pounds of 14" long rod.

**MODEL 22028**

## **TIG FILLER ROD**

**AWS 5.9 CLASS ER309L STAINLESS STEEL TIG FILLER**

For most types of stainless steel and dissimilar metals. Less than .03% carbon for corrosion resistance

<u>MODEL</u>	<u>DESCRIPTION</u>
24187	1/16" ER309L STAINLESS TIG FILLER, 1#
24190	1/16" ER309L STAINLESS TIG FILLER, 10#

**AWS 5.18 CLASS ER70S-6 MILD STEEL TIG FILLER**

For most types of mild steel.

<u>MODEL</u>	<u>DESCRIPTION</u>
24188	1/16" ER70S-6 MILD STEEL TIG FILLER, 1#
24191	1/16" ER70S-6 MILD STEEL TIG FILLER, 10#

**AWS 5.10 CLASS ER4043 ALUMINUM TIG FILLER**

For most types of aluminum alloys.

Contains 5% silicon for improved fluidity

<u>MODEL</u>	<u>DESCRIPTION</u>
24189	1/16" ER4043 ALUMINUM TIG FILLER, 1#
24192	1/16" ER4043 ALUMINUM TIG FILLER, 5#





**HEAVY DUTY 50 AMP CROWFOOT PLUG  
250 VOLT RATED, NEMA 10-50P**

MODEL 23120



**HEAVY DUTY 50 AMP CROWFOOT RECEPTACLE  
250 VOLT RATED, NEMA 10-50R**

MODEL 23121



**HEAVY DUTY 50 AMP PARALLEL BLADE PLUG  
PIN-TYPE, 250 VOLT RATED, NEMA 6-50P**

MODEL 23123



**HEAVY DUTY 50 AMP PARALLEL BLADE  
RECEPTACLE PIN-TYPE, 250 VOLT RATED,  
NEMA 6-50R**

MODEL 23124

# **WELDING ACCESSORIES**



## **REVERSIBLE WELDING CAPS, ONE SIZE FITS ALL**

Flame retardant cotton caps come in a variety of colors

**MODEL 23145**



## **DOO RAG CAPS - ASSORTED COLORS**

**MODEL 23146**



## **FLAME RETARDANT COTTON WELDER'S APRON**

For light welding or grinding. 24" X 42"

**MODEL 23142**



## **FLAME RETARDANT COTTON WELDER'S JACKET**

Lightweight jacket for light welding or grinding. Heavy duty snaps down front and at cuffs. One size fits all.

**MODEL 23143**

## 500,000 BTU PROPANE TORCH KIT - MODEL 500G

### WITH IDLE BOOST/FUEL SAVER VALVE®

The Big Max torch is the premier large propane torch on the market. The Big Max now comes with our Idle Boost/Fuel Saver Valve® which allows you to adjust the flame down to a minimum then depress the handle is depressed. Hot Max torches are the only propane torches with a molded handle, which is our registered trademark, for better control and comfort. The Big Max comes fully assembled and ready to use. The Big Max tanks (up to 40#). 2 Year Limited Warranty.


#### FEATURES:

- Burns brush and starts fires with clean and efficient LP gas eliminating caustic chemicals in the environment and around sensitive plants
- Melts snow and ice
- Removes parking lot markings and other paint removal
- Thaws frozen pipes and equipment
- Heats metal and branding irons
- Melts tar and asphalt




#### KIT INCLUDES THE FOLLOWING COMPONENTS:

- 500,000 BTU propane torch with molded 36" handle
  - Solid brass Idle Boost/Fuel Saver Valve®
  - 10 foot LP gas hose, 350 PSI rated, UL/CSA listed hose
  - NEW QCC-1 "Tool-less" tank connector with integral POL safety valve
  - Single flint striker for easy lighting
  - Instructions
- \*\*\*Propane tank is NOT included



Model 500G ships 6/carton in a full color display. Model 500G-B come individually boxed. Same great torch but two ways to order them!

# JR MAX TORCH



## 100,000 BTU PROPANE TORCH KIT - MODEL 100G

### WITH IDLE BOOST/FUEL SAVER VALVE®

The Jr Max torch is scaled down version of the Big Max torch, yet with all the same great features. The Jr Max comes with our Idle Boost/Fuel Saver Valve® which allows you to adjust the flame down to a minimum then depress the handle which will allow full flow through the valve while the handle is depressed. Hot Max torches are the only propane torches with a molded handle, which is our registered trademark, for better control and comfort. The Jr Max also comes fully assembled and ready to use. The Jr Max uses standard LP tanks (up to 40# tanks). 1 Year Limited Warranty.

#### FEATURES:

- Burns brush and starts fires with clean and efficient LP gas eliminating caustic chemicals in the environment and around sensitive plants
- Melts snow and ice
- Removes parking lot markings and other paint removal
- Thaws frozen pipes and equipment
- Heats metal and branding irons
- Melts tar and asphalt

#### KIT INCLUDES THE FOLLOWING COMPONENTS:

- 100,000 BTU propane torch with molded 36" handle
  - Solid brass Idle Boost/Fuel Saver Valve®
  - 10 foot LP gas hose, 350 PSI rated, UL/CSA listed hose
  - NEW QCC-1 "Tool-less" tank connector with integral POL safety valve
  - Single flint striker for easy lighting
  - Instructions
- \*\*\*Propane tank is NOT included



# 500K BTU BASIC ECONOMY TORCH

## 500,000 BTU PROPANE TORCH KIT - MODEL 50100

Our new propane torch is a basic propane torch with a lot of features. We understand that not everyone wants a top of the line model like the Big Max and maybe looking for a more cost effective torch. Hot Max torches are the only propane torches with a molded handle, which is our registered trademark, for better control and comfort. The Hot Max Model 50100 propane torch uses standard LP tanks (up to 40# tanks)

### FEATURES:

- Burns brush and starts fires with clean and efficient LP gas eliminating caustic chemicals in the environment and around sensitive plants
- Melts snow and ice
- Removes parking lot markings and other paint removal
- Thaws frozen pipes and equipment
- Heats metal and branding irons
- Melts tar and asphalt

### KIT INCLUDES THE FOLLOWING COMPONENTS:

- 500,000 BTU propane torch with molded handle, 36" long
  - Solid brass needle valve
  - 10 Foot LP gas hose, 350 PSI rated, UL/CSA listed hose
  - NEW QCC-1 "Tool-Less" tank connector with integral POL safety valve
- \*\*\*Propane Tank is NOT included



# 500K BTU ECONOMY TORCH

## 500,000 BTU PROPANE TORCH KIT - MODEL 50200

Our newest propane torch is our economy propane torch with a lot of features. We understand that not everyone wants a top of the line model like the Big Max and maybe looking for a more cost effective torch which is also a little smaller. The Hot Max Model 50200 propane torch uses standard LP tanks (up to 40# tanks)

### FEATURES:

- Burns brush and starts fires with clean and efficient LP gas eliminating caustic chemicals in the environment and around sensitive plants
- Melts snow and ice
- Removes parking lot markings and other paint removal
- Thaws frozen pipes and equipment
- Heats metal and branding irons
- Melts tar and asphalt

### KIT INCLUDES THE FOLLOWING COMPONENTS:

- 500,000 BTU propane torch with molded handle, 24" long
  - Needle valve and boost valve
  - 6.5' Foot LP gas hose, 350 PSI rated UL listed hose
  - CGA-510 tank connection
- \*\*\*Propane tank is NOT included





## SELF LIGHTING GARDEN TORCH

MODEL G TORCH

Great for small projects around the home like lighting charcoal or a fire pit, camping, and more!

### FEATURES:

- 36" Lightweight torch with foam grip
- Self lighting igniter
- Solid brass adjustable valve
- 18,000 BTU/hr
- Uses 14-16 oz. liquid propane tank (Tank NOT included)



## IDLE BOOST/FUEL SAVER VALVE®


MODEL 24206

Convert your old style Big Max 500G torch to a fuel saver torch


### FEATURES:

- Solid brass needle valve and body, chrome handle
- 1/4" Male B-fitting inlet, 1/4" NPT (female) outlet
- Convert old style Big Max Torches (500,000 BTU)
- Burns at a low flame with needle valve, hit Idle Boost/Fuel Saver Valve® for full BTU flame
- Needle Valve also controls flame without the boost valve

HOW IT WORKS



# PROPANE ACCESSORIES



## 350 PSI RATED PROPANE GAS HOSES

UL/CSA Listed Hose (5/16" ID) with all Brass Fittings

Works with all Hot Max torches and most other manufacturers' torches

### **MODEL**

### **DESCRIPTION**

24217	5' Extension Hose, 1/4" NPT Male x 1/4" Female Flared B ( Male NPT adapter now included!)
24200	10' Extension Hose, 1/4" NPT Male x 1/4" Female Flared B (Male NPT adapter now included!)
24201	25' Extension Hose, 1/4" NPT Male x 1/4" Female Flared B (Male NPT adapter now included!)
24212	10' Replacement Hose, 1/4" Female Flared B Fittings on both ends

Tip: 1/4-Inch Female Flared B (also called a Ball Seat Female Pipe Swivel Fitting) is not exactly the same as a 1/4" Female NPT fitting. Our female fitting have a brass cone on the inside which helps seal the connection without the use of teflon tape or pipe dope. If you need an adapter for use with NPT fittings, use Hot Max Model 28100 Ball Socket to NPT adapter to convert the female end of these hoses to male NPT fitting.

\* These hoses can be used with natural gas appliances but due to the low pressure of natural gas and the relatively small diameter of these hoses, these hoses should only be used for applications requiring less than 40,000 BTU/hr.



## **SOLID BRASS NEEDLE VALVE**

1/4" Male NPT x 1/4" Female NPT

For use with standard propane and natural gas appliances for precise flow control.

350 PSI rated

**MODEL 24209**



## **SOLID BRASS POL SAFETY VALVE**

1/4" Male NPT fitting x propane tank connection (CGA 510 internal left hand threads)

For use with standard propane tanks

For appliances using less than 600,000 BTU/hr

**MODEL 24203**

## **BEST USE PRACTICES/ TROUBLE SHOOTING**

POL Safety valves are designed to reduce the gas flow of propane if excessive gas flow is detected. Excessive gas flow can be caused by a damaged or malfunctioning appliance or hose. The POL Safety valve may also detect excessive flow if the valve on the propane tank is opening too quickly. If you suspect the POL Safety valve has shut off the flow of propane due to the tank valve being opened too quickly (the safety valve has engaged when only minimal amounts of propane pass through the valve), close the tank valve all the way closed, unthread the POL Safety valve from the tank valve to release gas pressure, reinstall the POL Safety valve into the tank valve and tighten with a wrench, and then slowly open the tank valve.



## **TYPE 1 ACME TANK COUPLING NUT WITH INTEGRAL POL SAFETY VALVE**

For Type 1 (QCC-1®) Gas Grill Systems ACME Coupling x 1/4" NPT male

For use with standard propane tanks

### **MODEL**

24216

24218

### **DESCRIPTION**

QCC-1 for appliances using less than 200,000 BTU/hr

QCC-1 for applications using less than 500,000 BTU/hr

\*24218 is replacement for large propane torches!

# **PROPANE ACCESSORIES**



## ***LOW PRESSURE PROPANE REGULATOR***

1/2 PSI Regulator for use on gas grills, heaters, smokers, etc.

1/4" NPT (Female) Inlet and Outlet, UL/CSA Listed

For use with standard propane and natural gas appliances using less than 80,000 BTU/hr.

**MODEL 24204**



## ***MEDIUM PRESSURE PROPANE REGULATOR***

18 PSI Regulator

1/4" NPT (Female) Inlet and Outlet, UL/CSA Listed

Fits Little Max Torches

For applications using less than 134,200 BTU/hr

**MODEL 24202**



## ***HIGH PRESSURE PROPANE REGULATOR***

15 PSI Regulator for use on turkey fryers, smokers, stoves, etc.

1/4" NPT (Female) Inlet and Outlet, UL/CSA Listed

For use with standard propane and natural gas appliances using less than 134,200 BTU/hr.

**MODEL 24215**



## ***ADJUSTABLE PROPANE REGULATOR***

0-10 PSI Adjustable Regulator for use on smokers, turkey fryers, etc.

1/4" NPT (Female) Inlet, 1/8" NPT (Female) Outlet, UL/CSA Listed.

For applications using less than 140,000 BTU/hr.

For use with standard propane and natural gas appliances

**MODEL 24208**



## ***DISPOSABLE PROPANE CYLINDER ADAPTER***

Connects disposable propane cylinders to Acme Tank Coupling or POL Safety Valve.

Solid Brass Construction

1" - 20 Female Thread POL / Acme Thread

For use with standard disposable propane cylinders (NOT included)

**MODEL 24211**

### **HOW IT WORKS**



## ***COMMERCIAL HIGH PRESSURE ADJUSTABLE PROPANE REGULATOR***

5-30 PSI Regulator with 1/4" NPT (Female) Output

Type 1 Acme Tank Connector with POL Safety Valve

For applications using less than 180,000 BTU/hr

For use with standard propane tanks

**MODEL 24210**



## ***LOW PRESSURE PROPANE KIT***

3' UL/CSA Listed Hose with 3/8" Female B-Fitting for gas grills, smokers, and other low pressure appliances

11" WC Regulator, UL/SCA Listed

Type 1 Acme Tank Connector with POL Safety Valve

For applications using less than 140,000 BTU/hr.

For use with standard propane tanks

**MODEL 24214**



## ***LOW PRESSURE PROPANE KIT***

10' UL/CSA Listed Hose with 3/8" Female B-Fittings for smokers, and other low pressure appliances

1/2 PSI Regulator, 3/8" NPT, UL/CSA Listed

POL Safety Valve tank connection

For use with standard propane tanks

**MODEL 24205**



## **HOT MAX MOBILE MAX OXY-ACETYLENE TORCH KIT - MODEL MM-1**

The Hot Max MM-1 Mobile Max is a complete oxy-acetylene welding and cutting kit. The Victor® Style medium duty torch handle and cutting head are all brass and stainless steel construction. The heavy duty molded tote is lightweight and mobile, yet durable. Built in storage compartment makes it easy to keep cutting tips, nozzle, striker, tank wrench, and all your other small parts close at hand and it keeps them from getting lost. Welds up to 1/4”<sup>\*\*</sup> mild steel, cuts up to 4”<sup>\*\*</sup> mild steel, or easily silver solders up to 3/4” copper.

2 Year Limited Warranty

\*Larger tips are required for cutting/welding material this thick, sold separately

### **KIT INCLUDES THE FOLLOWING COMPONENTS:**

- Heavy Duty Molded Tote Carrier (Model MM-0 if ordered separately)
- 20 Cubic Foot (R Size) Refillable Oxygen Tank\*\* (CGA-540)
- 10 Cubic Foot (MC Size) Refillable Acetylene Tank\*\* (CGA-200)
- Medium Duty Oxygen and Acetylene Regulators, UL Listed
- 3/16” X 10’ Twin Welding Hose, UL Listed
- All Brass and Stainless Victor® Style Torch Handle and Cutting Head, UL Listed
- One Cutting Tip: 3-101-1 Victor® Style
- One Welding Tip: 1-W-1 Victor® Style
- Goggles with #5 Lens
- Single Flint Striker
- MC Size Tank Wrench

\*\*Tanks are both empty and Made in the USA

# OXY-ACETYLENE TORCHES



## MEDIUM DUTY CUTTING TORCH KIT-VICTOR® STYLE MODEL VTK-MD


The Hot Max VTK-MD is a complete oxy-acetylene welding and cutting kit. The Victor® Style medium duty torch handle and cutting head are all brass and stainless steel construction. Welds up to 1/2" steel and cuts up to 6" steel (requires larger tips which are not included)  
1 Year Limited Warranty

### ***KIT INCLUDES THE FOLLOWING COMPONENTS:***

- All Brass and Stainless Victor® Style Torch Handle and Cutting Head, UL Approved
- Medium Duty Oxygen and Acetylene Regulators, UL Approved
- 3/16" X 12-1/2' Twin Welding Hose
- One Cutting Tip: 3-101-1 Victor® Style
- Three Welding Tips: 0-W-1, 2-W-1, and 4-W-1 Victor® Style
- One Heating Tip: #8 Rosebud (8MFA-1) Victor® Style
- Goggles with #5 Lens
- Single Flint Striker
- Standard Tip Cleaner Set
- Universal Tank Wrench
- Plano® Tool Box



Victor® is a registered trademark of ESAB Corp. KDAR is not affiliated with ESAB Corp. and these products are not manufactured by ESAB-



## HEAVY DUTY CUTTING TORCH-VICTOR® STYLE MODEL VTK-HD-A

The Hot Max VTK-HD-A is a complete heavy duty oxy-acetylene welding and cutting kit. The Victor® Style heavy duty torch handle and cutting head are all brass and stainless steel construction.

Welds up to 1/2" steel and cuts up to 8" steel (requires larger tips which are not included)  
2 Year Limited Warranty

### ***KIT INCLUDES THE FOLLOWING COMPONENTS:***

- All Brass and Stainless Victor® Style Torch Handle and Cutting Head, UL Approved
- Heavy Duty Oxygen and Acetylene Regulators, UL Approved
- 1/4" X 25' Twin Welding Hose
- One Cutting Tip: 1-101-1 Victor® Style
- One Welding Tip: 1-W Victor®
- One Heating Tip: #8 Rosebud (8MFA-FS) Victor® Style
- Goggles with #5 Lens
- Single Flint Striker
- Long Tip Cleaner Set
- Universal Tank Wrench



# OXY-ACETYLENE TORCHES



## **MEDIUM DUTY CUTTING TORCH KIT-VICTOR® STYLE MODEL VH-1**

The Hot Max VH-1 is a high quality medium duty oxy-acetylene three piece cutting kit. The Victor® Style medium duty torch handle and cutting head are all brass and stainless steel construction. Cuts up to 6” steel (requires larger tips which are not included)  
2 Year Limited Warranty

### **KIT INCLUDES THE FOLLOWING COMPONENTS:**

- All Brass and Stainless Victor® Style Torch Handle and Cutting Head, UL Approved
- One Cutting Tip: 3-101-1 Victor® Style



Victor® is a registered trademark of ESAB Corp. KDAR is not affiliated with ESAB Corp. and these products are not manufactured by ESAB-



## **HEAVY DUTY CUTTING TORCH KIT-VICTOR® STYLE MODEL VHD-1**

The Hot Max VHD-1 is a high quality heavy duty oxy-acetylene three piece cutting kit. The Victor® Style heavy duty torch handle and cutting head are all brass and stainless steel construction. Cuts up to 8" steel (requires larger tips which are not included)  
2 Year Limited Warranty

### **KIT INCLUDES THE FOLLOWING COMPONENTS:**

- All Brass and Stainless Victor® Style Torch Handle and Cutting Head, UL Approved
- One Cutting Tip: 1-101-1 Victor® Style



Victor® is a registered trademark of ESAB Corp. KDAR is not affiliated with ESAB Corp. and these products are not manufactured by ESAB-

# OXY-ACETYLENE TORCHES



## **HEAVY DUTY CUTTING TORCH KIT-HARRIS® STYLE MODEL HH-1**

The Hot Max HH-1 is a high quality medium duty oxy-acetylene three piece cutting kit. The Harris® Style medium duty torch handle and cutting head are all brass and stainless steel construction. Cuts up to 6" steel (requires larger tips which are not included)  
2 Year Limited Warranty

### **KIT INCLUDES THE FOLLOWING COMPONENTS:**

- All Brass and Stainless Harris® Style Torch Handle and Cutting Head, UL Approved
- One Cutting Tip: 6290-1 Harris® Style



Harris® is a registered trademark of Lincoln Electric Company. KDAR is NOT affiliated with the Lincoln Electric Company and these products are not manufactured by Harris

## **VICTOR® STYLE CUTTING TIPS- HEAVY DUTY**

For Oxy-Acetylene



<b><u>MODEL</u></b>	<b><u>DESCRIPTION</u></b>
24021	1-101-00 VICTOR® STYLE CUTTING TIP
24020	1-101-0 VICTOR® STYLE CUTTING TIP
22063	1-101-1 VICTOR® STYLE CUTTING TIP
22064	1-101-2 VICTOR® STYLE CUTTING TIP
24022	1-101-3 VICTOR® STYLE CUTTING TIP
24023	1-101-4 VICTOR® STYLE CUTTING TIP

## **VICTOR® STYLE CUTTING TIPS- HEAVY DUTY**

For Natural Gas or Propane



<b><u>MODEL</u></b>	<b><u>DESCRIPTION</u></b>
24024	1-GPN-0 VICTOR® STYLE CUTTING TIP
24025	1-GPN-1 VICTOR® STYLE CUTTING TIP
24026	1-GPN-2 VICTOR® STYLE CUTTING TIP
24027	1-GPN-3 VICTOR® STYLE CUTTING TIP

## **VICTOR® STYLE CUTTING TIPS- MEDIUM DUTY**

For Oxy-Acetylene



<b><u>MODEL</u></b>	<b><u>DESCRIPTION</u></b>
24028	3-101-00 VICTOR® STYLE CUTTING TIP
22061	3-101-0 VICTOR® STYLE CUTTING TIP
22062	3-101-1 VICTOR® STYLE CUTTING TIP
24029	3-101-2 VICTOR® STYLE CUTTING TIP
24030	3-101-3 VICTOR® STYLE CUTTING TIP
24031	3-101-4 VICTOR® STYLE CUTTING TIP

Victor® is a registered trademark of ESAB Corp. KDAR is not affiliated with ESAB Corp. and these products are not manufactured by ESAB-

## **VICTOR® STYLE CUTTING TIPS- MEDIUM DUTY**

For Natural Gas or Propane



<u>MODEL</u>	<u>DESCRIPTION</u>
24032	3-GPN-0 VICTOR® STYLE CUTTING TIP
24033	3-GPN-1 VICTOR® STYLE CUTTING TIP
24034	3-GPN-2 VICTOR® STYLE CUTTING TIP
24035	3-GPN-3 VICTOR® STYLE CUTTING TIP

## **HARRIS® STYLE CUTTING TIPS- MEDIUM DUTY**

For Oxy-Acetylene



<u>MODEL</u>	<u>DESCRIPTION</u>
24040	6290-0 HARRIS® STYLE CUTTING TIP
22065	6290-1 HARRIS® STYLE CUTTING TIP
22066	6290-2 HARRIS® STYLE CUTTING TIP
24044	6290-3 HARRIS® STYLE CUTTING TIP

## **HARRIS® STYLE CUTTING TIPS- MEDIUM DUTY**

For Natural Gas or Propane



<u>MODEL</u>	<u>DESCRIPTION</u>
24041	6290-NX-0 HARRIS® STYLE CUTTING TIP
24042	6290-NX-1 HARRIS® STYLE CUTTING TIP
24043	6290-NX-2 HARRIS® STYLE CUTTING TIP

Victor® is a registered trademark of ESAB Corp. KDAR is not affiliated with ESAB Corp. and these products are not manufactured by ESAB-

Harris® is a registered trademark of Lincoln Electric Company. KDAR is NOT affiliated with the Lincoln Electric Company and these products are not manufactured by Harris

## **SMITH® STYLE CUTTING TIPS**

For Oxy-Acetylene



<u>MODEL</u>	<u>DESCRIPTION</u>
24050	MC12-0 SMITH® STYLE CUTTING TIP
24051	MC12-1 SMITH® STYLE CUTTING TIP
24052	MC12-2 SMITH® STYLE CUTTING TIP
24053	MC12-3 SMITH® STYLE CUTTING TIP
24056	SC12-1 SMITH® STYLE CUTTING TIP
24057	SC12-2 SMITH® STYLE CUTTING TIP

## **SMITH® STYLE CUTTING TIPS**

For Propane



<u>MODEL</u>	<u>DESCRIPTION</u>
24054	MCP-1 SMITH® STYLE CUTTING TIP
24055	MCP-2 SMITH® STYLE CUTTING TIP

## **PUROX® STYLE CUTTING TIPS**

For Oxy-Acetylene



<u>MODEL</u>	<u>DESCRIPTION</u>
24058	4202-3 PUROX® STYLE CUTTING TIP
24059	4202-4 PUROX® STYLE CUTTING TIP

## **AIRCO® STYLE CUTTING TIPS**

For Oxy-Acetylene



<u>MODEL</u>	<u>DESCRIPTION</u>
24060	144-1 SIZE 1 AIRCO® STYLE CUTTING TIP
24061	144-1 SIZE 2 AIRCO® STYLE CUTTING TIP

Purox® is a registered trademark of ESAB Welding and Cutting Products. KDAR is NOT affiliated with ESAB Welding and Cutting Products and these products are not manufactured by Purox

Airco® is a registered trademark of Airco Welding Products Div. of BOC Group. KDAR is NOT affiliated with Airco Welding Products and these products are not manufactured by Airco

Smith® is a registered trademark of Illinois Tool Works. KDAR is NOT affiliated with the Illinois Tool Works and these products are not manufactured by Smith

## **VICTOR® STYLE WELDING NOZZLES- HEAVY DUTY**

For Oxy-Acetylene



**MODEL**

**DESCRIPTION**

24071	SIZE 00 (00-W) VICTOR® STYLE WELDING NOZZLE
24070	SIZE 0 (0-W) VICTOR® STYLE WELDING NOZZLE
24072	SIZE 1 (1-W) VICTOR® STYLE WELDING NOZZLE

## **VICTOR® STYLE WELDING NOZZLES- MEDIUM DUTY**

For Oxy-Acetylene



**MODEL**

**DESCRIPTION**

24077	SIZE 00 (00-W-1) VICTOR® STYLE WELDING NOZZLE
24076	SIZE 0 (0-W-1) VICTOR® STYLE WELDING NOZZLE
22089	SIZE 2 (2-W-1) VICTOR® STYLE WELDING NOZZLE
24079	SIZE 4 (4-W-1) VICTOR® STYLE WELDING NOZZLE

## **VICTOR® STYLE ROSEBUD HEATING NOZZLES**

For Oxy-Acetylene



**MODEL**

**DESCRIPTION**

24089	SIZE 8 (8MFA-FS) ROSEBUD-HEAVY DUTY
22088	SIZE 6 (6MFA-1) ROSEBUD-MEDIUM DUTY

Victor® is a registered trademark of ESAB Corp. KDAR is not affiliated with ESAB Corp. and these products are not manufactured by ESAB-

## **HARRIS® STYLE WELDING NOZZLES- MEDIUM DUTY**

For Oxy-Acetylene



**MODEL**

24085

24086

24088

**DESCRIPTION**

SIZE 0 (23A90-0) WELDING NOZZLE

SIZE 1 (23A90-1) WELDING NOZZLE

SIZE 3 (23A90-3) WELDING NOZZLE

## **HARRIS® STYLE ROSEBUD HEATING NOZZLE- MEDIUM DUTY**

For Oxy-Acetylene

Size 2 (J-63-2)



**MODEL 24091**

## **HARRIS® STYLE E-43 GAS TIP MIXER- MEDIUM DUTY**

For Oxy-Acetylene

**MODEL 24092**



Harris® is a registered trademark of Lincoln Electric Company. KDAR is NOT affiliated with the Lincoln Electric Company and these products are not manufactured by Harris



## ***FLUX COATED BRONZE BRAZING RODS***

Excellent quality, easy flowing, low fuming brazing rod for nearly all your brazing needs. 65,000 PSI tensile strength. Melting Point: 1,600° F (871° C). Made in the USA.

Meets AWS A5.8 - RBCuAn-C and AWS A5.27 - RBCuZn-C

<u>MODEL</u>	<u>DIAMETER</u>	<u>LENGTH</u>	<u>WEIGHT</u>
22068	3/32"	18"	6/PK
22070	1/8"	18"	6/PK
24180	3/32"	36"	12/PK
24182	3/32"	36"	10 Pounds
24181	1/8"	36"	6/PK
24183	1/8"	36"	10 Pounds

## ***LOW FUMING BARE BRONZE BRAZING RODS***

Copper and zinc alloy ideally suited for sheet metal, tubing, and cast iron. These rods do require flux in some applications. 65,000 PSI tensile strength. Melting Point: 1,600° F (871° C). Made in USA

Meets AWS A5.8 - RBCuAn-C and AWS A5.27 - RBCuZn-C



<u>MODEL</u>	<u>DIAMETER</u>	<u>LENGTH</u>	<u>WEIGHT</u>
24004	3/32"	36"	12/PK
24005	1/8"	36"	6/PK
24006	1/8"	36"	10 Pounds





## **BARE ALUMINUM BRAZING/WELDING ROD**

36" length with a 1/8" diameter in a package with 12 pieces.

Works well on most kinds of sheet and cast aluminum. These rods can be used with TIG welding machines or with gas torches. When using a gas torch, aluminum flux is required. 27,000 PSI tensile strength.

Melting Point: 1,170° F (632° C). Made in USA

AWS 5.10 Class ER4043

**MODEL 24008**



## **ALUMINUM BRAZING RODS, NO FLUX REQUIRED**

For aluminum and zinc based metals including aluminum/magnesium alloys. Working temp 710° F. 1/8" X 18". 1/2 pound reusable storage container. Made in USA

**MODEL 24185**



## **COPPER/BRASS BRAZING RODS**

No flux required for copper to copper connections. For copper to brass or bronze connections, flux is required. This alloy is a cost effective alternative to copper-silver brazing rods. Not for iron or nickel alloy metals. Working temp 1,300° F. 1/8" X 18". 1/2 pound reusable storage container. Made in the USA

**MODEL 24186**





**MILD STEEL GAS BRAZING/WELDING RODS**

General purpose copper coated mild steel brazing rod for all low carbon steels. Made in USA  
 AWS A5.2 CLASS R45

<u>MODEL</u>	<u>DIAMETER</u>	<u>LENGTH</u>	<u>WEIGHT</u>
24001	1/16"	36"	1 Pound
24002	3/32"	36"	1 Pound
24003	1/8"	36"	1 Pound



**ALUMINUM BRAZING FLUX-1/4 LB**

Formulated specifically for torch brazing aluminum and normally used with 4047, 4043, or 1100 brazing filler alloy. Can also be used for furnace and automatic flame brazing operations. Contains zinc chloride  
 Made in USA

**MODEL 24184**



**BRAZING FLUX POWDER-8OZ**

For all types of steel, malleable and cast iron, galvanized metals, brass, and bronze. AWS A5.31-91 Typer FB3J  
 Typical use technique: Clean base metal thoroughly. Dip end of filler metal into the flux. Flux residue is water soluble.  
 Made in USA

**MODEL 24000**





### **ACID FLUX CORE SOLDER**

Excellent quality general purpose solder. Not for electrical connections or potable water.

<u>MODEL</u>	<u>DIAMETER</u>	<u>WEIGHT</u>	<u>GRADE</u>
24150	1/8"	1/4#	40/60

### **LEAD FREE SOLDER**

Excellent quality tin-antimony lead free solder. For use in potable water systems and refrigeration. Not for electrical connections.

<u>MODEL</u>	<u>DIAMETER</u>	<u>WEIGHT</u>	<u>GRADE</u>
24153	1/8"	1/4#	95/5
24154	1/8"	1/2#	95/5

### **ROSIN FLUX CORE SOLDER**

Excellent quality solder for electrical connections.

<u>MODEL</u>	<u>DIAMETER</u>	<u>WEIGHT</u>	<u>GRADE</u>
24156	1/16"	1/4#	60/40
24157	3/32"	1/4#	40/60
24159	1/8"	1#	40/60

## **SOLID WIRE SOLDER FOR STAINED GLASS APPLICATIONS**

Excellent quality general purpose solder. Not for electrical connections or potable water.  
60-40 Grade, with 1# Weight. Flux required

**MODEL 24177**



## **PLUMBING KIT - SOLDER, FLUX, AND BRUSHES**

Kit includes 1/8" x 1/4# Lead Free Solder (Model 24153), 2oz Soldering Paste Flux (Model 24171), and three flux brushes (Model 26055)

**MODEL 24178**



## **SOLDERING PASTE FLUX - 2OZ**

Contains zinc chloride. Made in USA.

**MODEL 24171**



## **SELF FLUXING SOFT SILVER SOLDER, LEAD FREE**

Approximately 1/2oz

**MODEL 24163**



## **30 WATT ELECTRIC SOLDERING IRON, 120V**

**MODEL 24164**

## **OXY-ACETYLENE HOSE REPAIR KITS**

Includes (1) barbed nipple, (1) left hand thread nut, (1) right hand thread nut, and (1) ferrule. "B" Size fittings. Solid Brass Construction.



**MODEL**

**DESCRIPTION**

24123

3/16" HOSE REPAIR KIT

## **OXY-ACETYLENE HOSE FERRULES**



**MODEL**

**DESCRIPTION**

24125

1/4" HOSE FERRULES, 4/PK

24126

3/16" HOSE FERRULES, 4/PK

## **OXY-ACETYLENE HOSE CRIMPING TOOL**

Locking Plier Type



**MODEL 24124**

## **OXY-ACETYLENE HOSE NUTS**

Standard "B" Fittings, Solid Brass Construction



**MODEL**

**DESCRIPTION**

24127

ACETYLENE HOSE NUTS, LH THREAD, 2/PK

24128

OXYGEN HOSE NUTS, RH THREAD, 2/PK

## **OXY-ACETYLENE BARBED HOSE SPLICER**

Solid Brass Construction.



**MODEL**

**DESCRIPTION**

24129

1/4" BARBED HOSE SPLICER, 1/PK

24130

3/16" BARBED HOSE SPLICER



## ***OXY-ACETYLENE HOSE COUPLER/UNION SET***

Includes one left hand thread union and one right hand thread union. Standard "B" fittings for 1/4" or 3/16" hose. Solid Brass Construction.

**MODEL 24131**



## ***OXY-ACETYLENE FLASHBACK ARRESTOR SET***

Flashback arrestor set has internal check valves for both oxygen and acetylene. Standard "B" fittings for 1/4" or 3/16" hoses.

REGULATOR END CONNECTION

**MODEL 24010**



## ***OXYGEN REGULATOR OUTPUT CONNECTOR***

For use with Victor® Style Regulators. 1/4" NPT x 9/16" RH Thread. Solid Brass Construction.

**MODEL 24220**



## ***ACETYLENE REGULATOR OUTPUT CONNECTOR***

For use with Victor® Style Regulators. 1/4" NPT x 9/16" LH Thread. Solid Brass Construction.

**MODEL 24221**



## **CGA-540 OXYGEN REGULATOR INLET NUT**

For use with Victor® Style Regulators. Solid Brass Construction.

**MODEL 24222**



## **CGA-510 ACETYLENE REGULATOR INLET NUT**

For use with Victor® Style Regulators. Solid Brass Construction.

**MODEL 24223**



## **CGA-540 OXYGEN REGULATOR INLET SWIVEL**

For use with Victor® Style Regulators. Solid Brass Construction.

**MODEL 24224**



## **CGA-510 ACETYLENE REGULATOR INLET SWIVEL**

For use with Victor® Style Regulators. Solid Brass Construction.

**MODEL 24225**



## **BRASS GAUGES**

2" Dial Faces, 1/4" NPT Threads, Brass Case

### **MODEL**

### **DESCRIPTION**

24100

100 PSIG, ALL GAS GAUGE

24102

30 PSIG, ACETYLENE ONLY GAUGE

24103

400 PSIG, ALL GASS GAUGE

24104

4000 PSIG, ALL GASS GAUGE

# REGULATORS



## OXY-ACETYLENE REGULATORS - LIGHT DUTY

2" Dial Faces

**MODEL**

**DESCRIPTION**

24140

2-15 PSIG ACETYLENE REGULATOR (CGA-510)

24141

4-60 PSIG OXYGEN REGULATOR (CGA-540)



## OXY-ACETYLENE REGULATORS - MEDIUM DUTY

2" Dial Faces

**MODEL**

**DESCRIPTION**

24142

2-15 PSIG ACETYLENE REGULATOR (CGA-510)

24143

4-80 PSIG OXYGEN REGULATOR (CGA-540)



## OXY-ACETYLENE REGULATORS - HEAVY DUTY

2" Dial Faces

**MODEL**

**DESCRIPTION**

24145

2-15 PSIG ACETYLENE REGULATOR (CGA-510)

24144

2-125 PSIG OXYGEN REGULATOR (CGA-540)



## OXY-ACETYLENE REGULATORS - VERY HEAVY DUTY

2" Dial Faces

**MODEL**

**DESCRIPTION**

24147

2-15 PSIG ACETYLENE REGULATOR (CGA-510)

24146

2-125 PSIG OXYGEN REGULATOR (CGA-540)

## ***OXY-ACETYLENE HOSES, GRADE “R”***

Standard “B” Fittings, All Brass Fittings and ferrels.  
Grade R is for use with oxygen and acetylene only!

<b><u>MODEL</u></b>	<b><u>DESCRIPTION</u></b>
24113	1/4” x 12.5’, OXY-ACETYLENE HOSE, GRADE R
22067	1/4” x 25’, OXY-ACETYLENE HOSE, GRADE R
24110	1/4” x 50’, OXY-ACETYLENE HOSE, GRADE R
24111	3/16” x 12.5’, OXY-ACETYLENE HOSE, GRADE R
24112	3/16” x 25’, OXY-ACETYLENE HOSE, GRADE R



## ***OXY-ACETYLENE HOSES, GRADE “T”***

Standard “B” Fittings, All Brass fittings and ferrels. Grade T is for use with oxygen and alternative fuels like liquid or gas propane, natural gas, and propylene. Grade T can still be used with acetylene.

<b><u>MODEL</u></b>	<b><u>DESCRIPTION</u></b>
24114	1/4” x 25’, OXY-ACETYLENE HOSE, GRADE T
24115	1/4” x 50’, OXY-ACETYLENE HOSE, GRADE T



## ***10 CF (MC SIZE) ACETYLENE CYLINDER, EMPTY***

CGA-200 Brass Valve, Made in USA.

**MODEL 24012**



## ***20 CF (R SIZE) OXYGEN CYLINDER, EMPTY***

CGA-540 Brass Valve, Made in the USA

**MODEL 24013**





## ***SINGLE FLINT STRIKER***

MODEL 22031



## ***SINGLE FLINT REPLACEMENTS, 5/PK***

MODEL 22032



## ***SINLGE FLINT STRIKER WITH 5 REPLACEMENT FLINTS***

MODEL 24172



## ***TRIPLE FLINT STRIKER***

MODEL 22033



## ***TRIPLE FLINT REPLACEMENTS, 1/PK***

MODEL 24173



## ***STANDARD TIP CLEANER SET***

13 Stainless Steel Tip Cleaners Size #6 Through 26, and File

**MODEL 22034**



## ***LONG TIP CLEANER SET***

13 Stainless Steel Tip Cleaners Size #6 Through 26, File

**MODEL 24175**



## ***DRILL TYPE TIP CLEANER SET***

12 Drill Tips Sizes 52-74

**MODEL 24176**



## ***UNIVERSAL TANK WRENCH***

**MODEL 22024**



## ***TYPE "MC" ACETYLENE CYLINDER TANK WRENCH***

**MODEL 24174**

# **WELDING HELMETS**



***4-1/2" X 5-1/4" WIDE VISION WELDING HELMET***

**MODEL 22087**



***2" X 4-1/4" WELDING HELMET FIXED FRONT,  
#10 SHADE***

**MODEL 25025**



***2" X 4-1/4" WELDING HELMET FLIP FRONT,  
#10 SHADE***

**MODEL 25026**



## ***AUTO DARKENING WELDING HELMETS***

2 Sensor, Fixed Front, Variable Shade (9-13), Adjustable Delay, Fast Switching (.005 Seconds), Solar Powered with Battery Backup (Battery NOT replaceable), 1-1/2" x 3-1/2" View Area.

2 Year Limited Warranty

<b><u>MODEL</u></b>	<b><u>DESCRIPTION</u></b>
25084	EAGLE AUTO DARKENING WELDING HELMET
25085	FLAME AUTO DARKENING WELDING HELMET
25087	BASIC BLACK AUTO DARKENING WELDING HELMET

## ***AUTO DARK WELDING HELMET REPLACEMENT PARTS FOR MODELS 25084-25087***

<b><u>MODEL</u></b>	<b><u>DESCRIPTION</u></b>
25090	REPLACEMENT AUTO DARKENING LENS
25089	REPLACEMENT OUTSIDE PROTECTIVE COVER LENS
25088	REPLACEMENT INSIDE PROTECTIVE COVER LENS
25091	REPLACEMENT HEADGEAR

# HELMET AND LENSES



## **AUTO DARKENING WELDING HELMET - NEW!**

2 Sensor, Fixed Front, Variable Welding Shade (9 to 13), fixed Grinding/Cutting Shade (4), Adjustable Delay, Fast Switching, solar Powered with Replaceable Backup CR2450 Battery, 3.64 x 1.67" View Area, 2 Year Limited Warranty

**MODEL 25092**



## **2 X 4-1/4" AUTO DARK WELDING HELMET LENS - NEW!**

2 Sensor, Fixed Welding Shade (11), Fixed Grinding/Cutting Shade (3), Fast Switching, Solar Powered, 3.55 x 1.35" View Area, 1 Year Limited Warranty

**MODEL 25097**



## **REPLACEMENT RATCHETING HEADGEAR FOR ALL NON AUTO DARKENING HOT MAX WELDING HELMETS**

Will also fit many other manufacturers' helmets.

**MODEL 25028**

## 2" X 4-1/4" WELDING HELMET REPLACEMENT LENSES



### MODEL

### DESCRIPTION

25052	#5 BRAZING SHADE - Fits Brazing Goggles
25053	#8 HELMET SHADE
25040	#9 HELMET SHADE
22045	#10 HELMET SHADE
25041	#11 HELMET SHADE
25042	#12 HELMET SHADE
22046	CLEAR POLYCARBONATE SAFETY LENS

## WIDE VISION WELDING HELMET REPLACEMENT LENSES



### MODEL

### DESCRIPTION

25043	#9 HELMET SHADE, 4-1/2" X 5-1/4"
22047	#10 HELMET SHADE, 4-1/2" X 5-1/4"
25044	#11 HELMET SHADE, 4-1/2" X 5-1/4"
25045	#12 HELMET SHADE, 4-1/2" X 5-1/4"
22048	CLEAR POLYCARBONATE SAFETY LENS, 4-1/2" X 5-1/4"
25054	#10 HELMET SHADE, 90 X 110MM
25055	CLEAR SAFETY COVER LENS, 90 X 110MM



## WELDING HELMET MAGNIFYING LENSES

### MODEL

### DESCRIPTION

25050	F-1.5 DIOPTR, 2" X 4-1/4"
25051	F-2.0 DIOPTR, 2" X 4-1/4"

# **GOGGLES AND GLOVES**



**DELUXE FLIP FRONT BRAZING GOGGLES  
#5 SHADE, 2" X 4-1/4" LENS**

**MODEL 22049**



**FIXED FRONT BRAZING GOGGLES  
#5 SHADE, 2" X 4-1/4" LENS**

**MODEL 25030**



**EYE CUP STYLE BRAZING GOGGLES #5,  
50MM LENS**

**MODEL 25031**



**LIGHT DUTY LEATHER WORK GLOVES,  
MEN'S LARGE**

100% Full grain cowhide leather. Double stitched in high stress areas. Premium quality for comfort and durability.

**MODEL 25012**



## ***ECONOMY GRAY LEATHER LINED WELDING GLOVES***

Full Grain cowhide split leather with Kevlar stitching for added strength. Cotton lining for heat resistance and moisture absorption.

**MODEL 22050**



## ***PREMIUM BROWN LEATHER LINED WELDING GLOVES***

Full Grain cowhide split leather with Kevlar stitching for added strength. Cotton lining for heat resistance and moisture absorption.

**MODEL 22051**



## ***LIGHTWEIGHT SAFETY GLASSES #5 SHADE ANSI Z87.1 APPROVED***

**MODEL 25064**

# **SHIELDS & HEARING PROTECTION**



## ***FULL FACE CLEAR GRINDING SHIELD WITH RATCHETING HEAD GEAR***

ANSI Z87.1 Approved

**MODEL 25001**



## ***REPLACEMENT CLEAR GRINDING SHIELD - NO HEADGEAR***

ANSI Z87.1 Approved

**MODEL 25002**

Model 25003 shown.



## ***HEARING PROTECTION WITH HEAD STRAP***

**MODEL 25020**



## ***REUSABLE SILICON EAR PLUGS WITH CORD AND CASE***

**MODEL 25022**



## **E-Z SANDER® HAND SANDER - MODEL 26190**

Are you tired of ripping off a piece of sandpaper from a full sheet? Sick of shoving a strip of sandpaper under a rubber block hoping the nails will hold it in place? The end result is wasted time, wasted money, and a lot of frustration. The answer is the E-Z sander. The E-Z Sander is a new patented (US Patent #7,201,646) sanding block made from a high-impact plastic to make hand sanding easy. By simply turning the side thumb wheels, the unit quickly and easily tightens the wet/dry sanding belt and holds it in place for project big or small. Loosening the thumb wheels allows the belt to be rotated around to use all parts of the belt or to be removed and replaced with another belt. The molded unit is just the right size to fit in your hand and the molded grips on the side make it easy to hold - even if your hands are tired from work. Great for around the house, work, automotive, or anywhere!

### **FEATURES:**

- High impact plastic for long life, 6-1/4" long x 2.5" wide x 1" tall
- Delrin thumb wheel tension belt for easy use and quick removal
- Wet/Dry sanding belts allow them to be used in many different applications
- Black anodized aircraft aluminum screws for durability
- Molded grips make it easy to hold
- Several different replacement sanding belt grits for any project - 80, 120, 220, 320, 1000, and 1500 grits available

### **KIT INCLUDES:**

- E-Z Sander® Molded Hand Sander
- Three wet/dry sanding belts (1 each) -80, 120, and 220 grits
- Instructions

## **REPLACEMENT E-Z SANDER WET/DRY SANDING BELTS, 3/PK**



### MODEL

### DESCRIPTION

26191	2.5" X 14" 80 GRIT WET/DRY BELT, 3/PK
26192	2.5" X 14" 120 GRIT WET/DRY BELT, 3/PK
26193	2.5" X 14" 220 GRIT WET/DRY BELT, 3/PK
26194	2.5" X 14" 320 GRIT WET/DRY BELT, 3/PK
26195	2.5" X 14" 1000 GRIT WET/DRY BELT, 3/PK
26196	2.5" X 14" 1500 GRIT WET/DRY BELT, 3/PK

# **BENCH WHEELS**



## **ALUMINUM OXIDE BENCH WHEELS**

<b><u>MODEL</u></b>	<b><u>WHEEL SIZE</u></b>	<b><u>ARBOR</u></b>	<b><u>GRIT</u></b>
26001	6" Diameter, 3/4" Wide	1"	60 GRIT - MEDIUM
26002	6" Diameter, 3/4" Wide	1"	80 GRIT - FINE
26003	6" Diameter, 3/4" Wide	1"	36 GRIT - COARSE
26006	6" Diameter, 3/4" Wide	1"	36 GRIT - COARSE
26007	8" Diameter, 1" Wide	1"	60 GRIT - MEDIUM

## **REDUCING BUSHINGS FOR 3/4" AND 1" BENCH WHEELS**

Five bushings are included with these OD (outside diameters): 1-1/8", 1", 7/8", 3/4" and 5/8". The smallest bushing has ID (inside diameter) of 1/2". One bushing set included (two shown for clarity) per package.

**MODEL 26009**





## TYPE 1 CUT OFF WHEELS FOR STEEL

<b>MODEL</b>	<b>DIAMETER</b>	<b>THICKNESS</b>	<b>ARBOR</b>	<b>MAX RPM</b>
22003	3"	1/32"	3/8"	25,000
22001	3"	1/16"	1/4"	25,000
22002	3"	1/16"	3/8"	25,000
26015	3"	1/8"	1/4"	25,000
26016	3"	1/8"	3/8"	25,000
26017	4"	1/32"	3/8"	17,000
26245	4"	.040"	5/8"	19,100
22004	4"	1/16"	3/8"	17,000
22005	4"	1/16"	5/8"	18,000
26018	4"	1/8"	3/8"	19,000
26296	4-1/2"	.040"	7/8"	13,300
26030	4-1/2"	.045"	7/8"	13,300
22006	4-1/2"	1/16"	7/8"	18,000
26243	4-1/2"	.080"	7/8"	13,500
26019	4-1/2"	1/8"	7/8"	13,000
26244	5"	1/16"	7/8"	12,200
26020	6"	.040"	7/8"	10,000
26021	7"	1/8"	5/8" Diamond Hole	8,750
26246	10"	3/32"	1"	6,100
26247	10"	1/8"	5/8"	6,100
26022	12"	3/32"	1"	4,500
26279	12"	3/32"	20 MM	6,400
26280	12"	5/32"	1"	6,300
22007*	14"	5/32"	1"	4,366
26023	14"	5/32"	1"	4,500
26249	14"	5/32"	20 MM	5,500

# GRINDING WHEELS



## TYPE 27 HUBLESS GRINDING WHEELS FOR STEEL

<u>MODEL</u>	<u>DIAMETER</u>	<u>THICKNESS</u>	<u>ARBOR</u>	<u>MAX RPM</u>
22009	4"	1/8"	5/8"	13,700
22008	4"	1/4"	5/8"	13,700
26031	4-1/2"	1/8"	7/8"	13,700
22010	4-1/2"	1/4"	7/8"	13,700
22011	5"	1/4"	7/8"	12,000
26032	7"	1/4"	7/8"	8,500
26035	9"	1/4"	7/8"	6,500



## TYPE 27 GRINDING WHEELS WITH HUBS FOR STEEL

<u>MODEL</u>	<u>DIAMETER</u>	<u>THICKNESS</u>	<u>ARBOR</u>	<u>MAX RPM</u>
26231	4-1/2"	1/8"	5/8" - 11 NC	13,300
22013	4-1/2"	1/4"	5/8" - 11 NC	13,300
26033	7"	1/8"	5/8" - 11 NC	8,500
22012	7"	1/4"	5/8" - 11 NC	8,500
26034	9"	1/4"	5/8" - 11 NC	6,500



## TYPE 1 CUT OFF WHEELS FOR MASONRY

MODEL	DIAMETER	THICKNESS	ARBOR	MAX RPM
26271	4"	1/16"	5/8"	15,200
26272	4-1/2"	1/16"	7/8"	13,300
26025	7"	1/8"	5/8" Diamond Hole	8,732
26248	12"	1/8"	1"	5,000
26281	12"	5/32"	20 MM	6,400
26282	12"	5/32"	1"	6,300
26284	14"	5/32"	20 MM	5,400
26285	14"	5/32"	1"	5,400
26250*	14"	3/16"	1"	4,300

26250\* is designed for walk behind road saw for concrete and asphalt.



## TYPE 27 GRINDING WHEELS FOR MASONRY

MODEL	DIAMETER	THICKNESS	ARBOR	MAX RPM
26274	4"	1/4"	5/8"	15,200
26233	4-1/2"	1/4"	7/8"	13,300
26234	7"	1/4"	5/8" - 11 NC	8,500

# SPECIALTY WHEELS



## TYPE 27 CUTTING WHEELS

<u>MODEL</u>	<u>DIAMETER</u>	<u>THICKNESS</u>	<u>ARBOR</u>	<u>FOR METAL</u>	<u>MAX RPM</u>
26240	4-1/2"	.045"	7/8"	STEEL	13,500
26241	4-1/2"	.045"	7/8"	STAINLESS STEEL	13,500
26242	4-1/2"	.045"	5/8" - 11 NC	ALUMINUM	8,500



## TYPE 27 GRINDING WHEELS FOR ALUMINUM

<u>MODEL</u>	<u>DIAMETER</u>	<u>THICKNESS</u>	<u>ARBOR</u>	<u>MAX RPM</u>
26232	4-1/2"	1/4"	7/8"	13,300

## PREMIUM DIAMOND CUT OFF BLADES

For dry cutting stone including granite, marble, and tile. Leaves a much smoother finished edge than normal abrasives. For use with grinders and circular saws.



<u>MODEL</u>	<u>DESCRIPTION</u>
26290	4" DIAMOND CUT OFF, 5/8" TO 7/8" ARBOR
26291	4-1/2" DIAMOND CUT OFF, 5/8" TO 7/8" ARBOR
26292	7" DIAMOND CUT OFF, 5/8" TO 7/8" ARBOR



## TOOTH BRUSH STYLE WIRE BRUSHES - WOOD HANDLES

7-3/4" Overall Length

<u>MODEL</u>	<u>DESCRIPTION</u>
22035	3 X 7 STAINLESS STEEL WIRE BRUSH
22037	3 X 7 BRASS WIRE BRUSH



## TOOTH BRUSH STYLE WIRE BRUSHES - PLASTIC HANDLES

7-3/4" Overall Length

<u>MODEL</u>	<u>DESCRIPTION</u>
26209	7-3/4" STAINLESS STEEL WIRE BRUSH
26210	7-3/4" BRASS WIRE BRUSH
22044	3 PACK BRUSH SET WITH STAINLESS STEEL, BRASS, AND PLASTIC BRISTLES



## CURVED HANDLE WIRE BRUSHES - WOOD HANDLES

8-5/8" Overall Length

<u>MODEL</u>	<u>DESCRIPTION</u>
22036	2 X 9 STAINLESS STEEL WIRE BRUSH
22038	2 X 9 BRASS WIRE BRUSH



## 5" INDUSTRIAL BRASS WIRE BRUSH, PLASTIC HANDLE

MODEL 26211

# **WIRE BRUSHES**

## **SHOE HANDLE WIRE BRUSHES - WOOD HANDLES**

10-1/4" Overall Length



**MODEL**

**DESCRIPTION**

22040	4 X 16 CARBON STEEL WIRE BRUSH
26052	4 X 16 STAINLESS STEEL WIRE BRUSH
26213	4 X 16 BRASS WIRE BRUSH

## **WIRE BRUSHES - WOOD HANDLES**

13-3/4" Overall Length



**MODEL**

**DESCRIPTION**

22039	3 X 19 CARBON STEEL WIRE BRUSH
22041	3 X 19 STAINLESS STEEL WIRE BRUSH

## **3 X 19 CARBON STEEL WIRE BRUSH WITH SCRAPER**

13-3/4" Overall Length



**MODEL 26050**

## **4 X 16 CARBON STEEL SHOE HANDLE WIRE BRUSH WITH SCRAPER**

10-1/4" Overall Length



**MODEL 26051**

## **REPLACEMENT BRUSH FOR CHIPPING HAMMER**

**MODEL 26053**





## ***POLY FILL PARTS CLEANING BRUSH, NYLON BRISTLES***

10-1/2" Overall Length

**MODEL 22042**



## ***NYLON TUBE BRUSH WITH WIRE LOOP HANDLE***

13-3/4" Overall Length

### **MODEL**

### **DESCRIPTION**

26207

8-1/2" X 1/2" NYLON TUBE BRUSH

26208

15-1/2" X 1-1/4" NYLON TUBE BRUSH



## ***6" X 5/8" WIRE FITTING BRUSH***

Steel bristles for cleaning copper fittings, tubing, or battery terminals.

**MODEL 26201**



## ***WIRE FITTING BRUSH WITH PLASTIC HANDLES***

Steel bristles for cleaning copper fittings. 4-3/4" long.

### **MODEL**

### **DESCRIPTION**

26202

1/2" WIRE FITTING BRUSH, PLASTIC HANDLE

26203

3/4" WIRE FITTING BRUSH, PLASTIC HANDLE



## WIRE FITTING BRUSH FOR POWER TOOLS

Stainless Steel bristles for cleaning copper fittings. 4" long

### MODEL

### DESCRIPTION

26205

1/2" SS WIRE FITTING POWER BRUSH

26204

3/4" SS WIRE FITTING POWER BRUSH



## 5-1/4" X 1-1/2" WIRE BRUSH WITH LOOP HANDLE

Steel Bristles.

MODEL 26206



## FLUX BRUSHES

4-1/4" Overall Length

### MODEL

### DESCRIPTION

26055

FLUX BRUSHES - 3/PK

26054

FLUX BRUSHES - 120/PK



## CUP BRUSHES

Crimped Wire, Carbon Steel

<u>MODEL</u>	<u>DESCRIPTION</u>
26287	3-3/4", .012" WIRE, M10 X 1.25 ARBOR
26060	3", .014" WIRE, 5/8" - 11NC ARBOR
26062	4", .020" WIRE, 5/8" - 11NC ARBOR



## CUP BRUSHES

Single row Knotted Wire, Carbon Steel

<u>MODEL</u>	<u>DESCRIPTION</u>
26288	2-3/4", .012" WIRE, M10 X 1.25 ARBOR
22021	3", .020" WIRE, 5/8" - 11NC ARBOR
26063	4", .020" WIRE, 5/8" - 11NC ARBOR
26065	6", .020" WIRE, 5/8" - 11NC ARBOR



## CUP BRUSHES

Single row Knotted Wire, Stainless Steel, 5/8" - 11NC Arbor

<u>MODEL</u>	<u>DESCRIPTION</u>
26061	3", .020" WIRE, 5/8" - 11NC ARBOR



## MOUNTED CUP BRUSHES

Crimped Wire, Carbon Steel

<u>MODEL</u>	<u>DESCRIPTION</u>
26070	1-1/2", .020" WIRE, 1/4" HEX SHANK
22020	2-1/2", .020" WIRE, 1/4" HEX SHANK
26071	2-1/2", .012" WIRE, 1/4" HEX SHANK
26218	3", .012" WIRE, 1/4" HEX SHANK

## MOUNTED END BRUSHES

Crimped Wire, Carbon Steel



<u>MODEL</u>	<u>DESCRIPTION</u>
22019	3/4", .020" WIRE, 1/4" ROUND SHANK
26220	1", .008" WIRE, 1/4" HEX SHANK
26221	1", .012" WIRE, 1/4" HEX SHANK
26072	1", .020" WIRE, 1/4" ROUND SHANK

## MOUNTED END BRUSHES

Knotted Wire, Carbon Steel



<u>MODEL</u>	<u>DESCRIPTION</u>
26074	3/4", .020" WIRE, 1/4" ROUND SHANK

## WIRE WHEELS, HUBLESS

Crimped Wire, Carbon Steel



<u>MODEL</u>	<u>DESCRIPTION</u>
26080	4" X 1/2", .020" WIRE, 5/8" - 11NC ARBOR
26224	4" X 1/2", .012" WIRE, 1/2" ARBOR
26223	5" X 1/2", .012" WIRE, 5/8" ARBOR
26082	6" X 1/2", .020" WIRE, 1/2" ARBOR
26226	6" X 3/4", .012" WIRE, 1/2" - 5/8" ARBOR
26081	6" X 1", .020" WIRE, 1/2" ARBOR
26253	8" X 1", .012" WIRE, 1/2" - 5/8" ARBOR
26083	8" X 1-1/4", .020" WIRE, 1/2" - 5/8" ARBOR

## WIRE WHEELS WITH HUBS

Stringer Bead, Carbon Steel



<u>MODEL</u>	<u>DESCRIPTION</u>
26084	4" STINGER BEAD, 5/8" - 11NC ARBOR

# WHEELS AND EMERY CLOTH



## WIRE WHEELS, HUBLESS

Twist Knot, Carbon Steel

### MODEL

### DESCRIPTION

26087

6" TWIST KNOT, 1/2" - 5/8" ARBOR



## WIRE WHEELS WITH HUBS

Twist Knot, Carbon Steel

### MODEL

### DESCRIPTION

26289

4" TWIST KNOT, M10 X 1.25 ARBOR

26086

4" TWIST KNOT, 5/8" - 11NC ARBOR

26088

6" TWIST KNOT, 5/8" - 11NC ARBOR

## MOUNTED WIRE WHEELS

Crimped Wire, Carbon Steel



### MODEL

### DESCRIPTION

22015

1-1/2", .020" WIRE, 1/4" HEX SHANK

22016

2", .020" WIRE, 1/4" HEX SHANK

26219

2-1/2", .020" WIRE, 1/4" HEX SHANK

22017

3", .020" WIRE, 1/4" HEX SHANK

22018

3", .012" WIRE, 1/4" HEX SHANK

26222

4", .012" WIRE, 1/4" HEX SHANK

## EMERY CLOTH, 25 YARD ROLL

Aluminum oxide abrasive



### MODEL

### DESCRIPTION

26090

80 GRIT, 1" X 18 YARDS

22014

120 GRIT, 1" X 25 YARDS

26091

180 GRIT, 1" X 25 YARDS

# QUICK CHANGE WHEELS

## QUICK CHANGE MINI ABRASIVE SANDING DISC

For use with backing pads. Sold in eaches with no packaging.



<u>MODEL</u>	<u>DESCRIPTION</u>
26332	2" SANDING DISC, 40 GRIT ZIRCONIUM
26333	2" SANDING DISC, 80 GRIT ZIRCONIUM
26334	3" SANDING DISC, 40 GRIT ZIRCONIUM
26335	3" SANDING DISC, 80 GRIT ZIRCONIUM

## QUICK CHANGE MINI ABRASIVE FLAP DISC

For use with backing pads. Sold in eaches with no packaging.



<u>MODEL</u>	<u>DESCRIPTION</u>
26336	2" FLAP DISC, 40 GRIT ZIRCONIUM
26337	2" FLAP DISC, 80 GRIT ZIRCONIUM
26338	3" FLAP DISC, 40 GRIT ZIRCONIUM
26339	3" FLAP DISC, 80 GRIT ZIRCONIUM

## QUICK CHANGE MINI ABRASIVE SURFACE PREP DISC

For use with backing pads. Sold in eaches with no packaging.



<u>MODEL</u>	<u>DESCRIPTION</u>
26341	2" SURFACE PREP DISC, MEDIUM GRIT
26342	2" SURFACE PREP DISC, COARSE GRIT
26344	3" SURFACE PREP DISC, MEDIUM GRIT
26345	3" SURFACE PREP DISC, COARSE GRIT

## QUICK CHANGE MINI ABRASIVE BACKING PAD

Packaged in a clam pack.



<u>MODEL</u>	<u>DESCRIPTION</u>
26330	2" BACKING PAD, 1/4" SHANK
26331	3" BACKING PAD, 1/4" SHANK



## HOT MAX MINI ABRASIVE BIN MERCHANDISER - MODEL 26901

<u>QTY</u>	<u>MODEL</u>	<u>DESCRIPTION</u>
15	26332	2" MINI ABRASIVE SANDING DISC, Z40 GRIT
15	26333	2" MINI ABRASIVE SANDING DISC, Z80 GRIT
8	26334	3" MINI ABRASIVE SANDING DISC, Z40 GRIT
8	26335	3" MINI ABRASIVE SANDING DISC, Z80 GRIT
10	26336	2" MINI ABRASIVE FLAP DISC, Z40 GRIT
10	26337	2" MINI ABRASIVE FLAP DISC, Z80 GRIT
5	26338	3" MINI ABRASIVE DISC, Z40 GRIT
5	26339	3" MINI ABRASIVE FLAP DISC, Z80 GRIT
10	26341	2" MINI ABRASIVE SURFACE PREP, MED. GRIT
10	26342	2" MINI ABRASIVE SURFACE PREP, COARSE GRIT
5	26344	3" MINI ABRASIVE SURFACE PREP, MED. GRIT
5	26345	3" MINI ABRASIVE SURFACE PREP, COARSE GRIT
6	26330	2" MINI ABRASIVE BACKING PAD (IN CLAM PACK)
6	26331	3" MINI ABRASIVE BACKING PAD (IN CLAM PACK)



## FLAP DISCS, TYPE 29, 5/8" - 11NC ARBOR, ZIRCONIUM

### MODEL

### DESCRIPTION

26093	4-1/2", 36 GRIT, 5/8" - 11NC ARBOR, ZIRCONIUM
26094	4-1/2", 60 GRIT, 5/8" - 11NC ARBOR, ZIRCONIUM
26103	4-1/2", 80 GRIT, 5/8" - 11NC ARBOR, ZIRCONIUM
26104	4-1/2", 120 GRIT, 5/8" - 11NC ARBOR, ZIRCONIUM
26101	7", 36 GRIT, 5/8" - 11NC ARBOR, ZIRCONIUM
26102	7", 60 GRIT, 5/8" - 11NC ARBOR, ZIRCONIUM



## FLAP DISCS, TYPE 29, HUBLESS, ALUMINUM OXIDE

### MODEL

### DESCRIPTION

26095	4-1/2", 36 GRIT, 7/8" ARBOR, ALUM OXIDE
26096	4-1/2", 60 GRIT, 7/8" ARBOR, ALUM OXIDE
26097	4-1/2", 80 GRIT, 7/8" ARBOR, ALUM OXIDE
26098	7", 36 GRIT, 7/8" ARBOR, ALUM OXIDE
26099	7", 60 GRIT, 7/8" ARBOR, ALUM OXIDE
26100	7", 80 GRIT, 7/8" ARBOR, ALUM OXIDE



## FLAP DISCS, TYPE 29, HUBLESS, BLUE ZIRCONIUM

### MODEL

### DESCRIPTION

26276	4", 40 GRIT, 5/8" ARBOR, ZIRCONIUM
26277	4", 60 GRIT, 5/8" ARBOR, ZIRCONIUM
26278	4", 80 GRIT, 5/8" ARBOR, ZIRCONIUM
26297	4-1/2", 40 GRIT, 7/8" ARBOR, ZIRCONIUM
26298	4-1/2", 60 GRIT, 7/8" ARBOR, ZIRCONIUM
26299	4-1/2", 80 GRIT, 7/8" ARBOR, ZIRCONIUM
26252	4-1/2", 120 GRIT, 7/8" ARBOR, ZIRCONIUM



## SANDING DISCS, ALUMINUM OXIDE



### MODEL

### DESCRIPTION

26120	4", 16 GRIT, 7/8" HOLE, 3/PK
26121	4", 24 GRIT, 7/8" HOLE, 3/PK
26122	4", 36 GRIT, 7/8" HOLE, 3/PK
26123	4", 50 GRIT, 7/8" HOLE, 3/PK
26124	4", 80 GRIT, 7/8" HOLE, 3/PK
26125	4", 100 GRIT, 7/8" HOLE, 3/PK
26126	4", 120 GRIT, 7/8" HOLE, 3/PK
26130	5", 16 GRIT, 7/8" HOLE, 3/PK
26131	5", 24 GRIT, 7/8" HOLE, 3/PK
26132	5", 36 GRIT, 7/8" HOLE, 3/PK
26133	5", 50 GRIT, 7/8" HOLE, 3/PK
26134	5", 80 GRIT, 7/8" HOLE, 3/PK
26136	5", 120 GRIT, 7/8" HOLE, 3/PK
26140	7", 16 GRIT, 7/8" HOLE, 3/PK
26141	7", 24 GRIT, 7/8" HOLE, 3/PK
26142	7", 36 GRIT, 7/8" HOLE, 3/PK
26143	7", 50 GRIT, 7/8" HOLE, 3/PK
26144	7", 80 GRIT, 7/8" HOLE, 3/PK
26145	7", 100 GRIT, 7/8" HOLE, 3/PK
26146	7", 120 GRIT, 7/8" HOLE, 3/PK

## FLAP WHEELS, ALUMINUM OXIDE PACKAGED

(Unpackaged Bulk Part Numbers in Parenthesis)



<u>MODEL</u>	<u>DESCRIPTION</u>
26111	1" X 1", 60 GRIT FLAP WHEEL (26310)
26112	1" X 1", 80 GRIT FLAP WHEEL
26110	1" X 1", 120 GRIT FLAP WHEEL (26312)
26113	1-1/2" X 1/2", 60 GRIT FLAP WHEEL (26313)
26114	1-1/2" X 1/2", 80 GRIT FLAP WHEEL (26314)
N/A	1-1/2" X 1/2", 120 GRIT FLAP WHEEL (26315)
26115	2" X 1", 60 GRIT FLAP WHEEL (26316)
26116	2" X 1", 80 GRIT FLAP WHEEL (26317)
N/A	2" X 1", 120 GRIT FLAP WHEEL (26318)
26117	3" X 1", 60 GRIT FLAP WHEEL (26319)
26118	3" X 1", 80 GRIT FLAP WHEEL
N/A	3" X 1", 120 GRIT FLAP WHEEL (26321)



### 1" BALL MOUNTED POINT, TYPE A25

1/4" Round Shank, Aluminum Oxide

**MODEL 26150**



### 1" X 1" CYLINDER MOUNTED POINT, TYPE A38

Concave Top, 1/4" Round Shank, Aluminum Oxide

**MODEL 26151**



### 1" X 1/2" CYLINDER MOUNTED POINT, TYPE W218

Flat Top, 1/4" Round Shank, Aluminum Oxide

**MODEL 26153**



**1" X 1/4" CONE MOUNTED POINT,  
TYPE A2**

1/4" Round Shank, Aluminum Oxide

**MODEL 26154**



**1/4" X 1-1/16" CONE MOUNTED POINT,  
TYPE A15**

1/4" Round Shank, Aluminum Oxide

**MODEL 26155**



**1/4" X 3/4" CYLINDER MOUNTED POINT,  
TYPE A24**

Rounded top, 1/4" Round Shank, Aluminum Oxide

**MODEL 26156**



**1-1/4" X 1-1/4" CONE MOUNTED POINT,  
TYPE A4**

1/4" Round Shank, Aluminum Oxide

**MODEL 26157**



**3/4" X 1-1/4" CONE MOUNTED POINT,  
TYPE A12**

1/4" Round Shank, Aluminum Oxide

**MODEL 26159**



**3/4" X 1-1/8" CONE MOUNTED POINT,  
TYPE A5**

1/4" Round Shank, Aluminum Oxide

**MODEL 26160**



## ***1/2" BALL ROTARY FILE***

1/4" Round Shank, Tool Steel Construction

**MODEL 26165**



## ***1/2" X 7/8" 14 DEGREE ANGLE CONE ROTARY FILE***

1/4" Round Shank, Tool Steel Construction

**MODEL 26166**



## ***1/2" X 7/8" CYLINDER ROTARY FILE***

1/4" Round Shank, Tool Steel Construction

**MODEL 26167**



## ***1/2" X 7/8" CYLINDER ROTARY FILE***

1/4" Round Shank, Tool Steel Construction

**MODEL 26168**



## ***1/2" X 7/8" ROUND TREE ROTARY FILE***

1/4" Round Shank, Tool Steel Construction

**MODEL 26169**



## ALUMINUM OXIDE MOUNTED GRINDING WHEELS

<u>MODEL</u>	<u>DIAMETER</u>	<u>THICKNESS</u>	<u>SHAFT</u>	<u>MAX RPM</u>
26042	2"	1/2"	1/4" ROUND	3,450
26043	2"	1/4"	1/4" ROUND	3,450
26044	2-1/2"	1/2"	1/4" ROUND	3,450
26045	2-1/2"	1/4"	1/4" ROUND	3,450



## MANDREL AND CUT OFF WHEEL KIT, 1/4" AND 3/8" ARBORS

Includes Three 3" Type 1 Cut Off Wheels - Model 22001, 22002, and 22003 as well as Mandrel Set

**MODEL 26182**



## **MANDREL SET FOR WHEELS WITH 1/4" AND 3/8" ARBORS**

(No Cut Off Wheels, Mandrels Only)

**MODEL 26181**



## **7" x 5/8" -11NC BACKING PAD WITH SPINDLE NUT**

Backing Pad for Sanding Disc

**MODEL 26179**

## **ARBOR ADAPTERS**



### **MODEL**

### **DESCRIPTION**

26175

5/8" -11NC TO M10X1.25 ARBOR ADAPTER

26176

5/8" -11NC TO M10X1.50 ARBOR ADAPTER



## ***1/8" BALL SHAPE TUNGSTEN CARBIDE BURR (SD-42)***

1/8" Shaft, double cut, 100,000 RPM Rated, Made in USA.

**MODEL 27070**



## ***1/8" TAPER SHAPE TUNGSTEN CARBIDE BURR (SF-42)***

1/8" Shaft, double cut, 100,000 RPM Rated, Made in USA.

**MODEL 27071**



## ***1/8" TREE POINT TUNGSTEN CARBIDE BURR (SH-41)***

1/8" Shaft, double cut, 100,000 RPM Rated, Made in USA.

**MODEL 27072**



## ***1/8" TAPER POINT TUNGSTEN CARBIDE BURR (SM-42)***

1/8" Shaft, double cut, 100,000 RPM Rated, Made in USA.

**MODEL 27073**



# CARBIDE BURRS



## ***1/4" OVAL SHAPE TUNGSTEN CARBIDE BURR (SE-51)***

1/8" Shaft, double cut, 55,000 RPM Rated, Made in USA.

MODEL 27074



## ***1/8" CYLINDER TUNGSTEN CARBIDE BURR (SA-43)***

1/8" Shaft, double cut, 100,000 RPM Rated, Made in USA.

MODEL 27075



## ***1/4" CYLINDER TUNGSTEN CARBIDE BURR (SA-1)***

1/4" Shaft, double cut, 55,000 RPM Rated, Made in USA.

MODEL 27060



## ***3/8" CYLINDER TUNGSTEN CARBIDE BURR (SA-3)***

1/4" Shaft, double cut, 37,500 RPM Rated, Made in USA.

MODEL 27061



## ***1/4" BALL SHAPE TUNGSTEN CARBIDE BURR (SD-1)***

1/4" Shaft, double cut, 55,000 RPM Rated, Made in USA.

MODEL 27062



## ***3/8" BALL SHAPE TUNGSTEN CARBIDE BURR (SD-1)***

1/4" Shaft, double cut, 37,500 RPM Rated, Made in USA.

MODEL 27063





## ***1/4" TREE RADIUS TUNGSTEN CARBIDE BURR (SF-1)***

1/4" Shaft, double cut, 55,000 RPM Rated, Made in USA.

**MODEL 27064**



## ***3/8" TREE RADIUS TUNGSTEN CARBIDE BURR (SF-3)***

1/4" Shaft, double cut, 37,500 RPM Rated, Made in USA.

**MODEL 27065**



## ***1/4" TREE POINT TUNGSTEN CARBIDE BURR (SG-1)***

1/4" Shaft, double cut, 55,000 RPM Rated, Made in USA.

**MODEL 27066**



## ***3/8" TREE POINT TUNGSTEN CARBIDE BURR (SG-3)***

1/4" Shaft, double cut, 37,500 RPM Rated, Made in USA.

**MODEL 27067**





***LOCKING C-CLAMP PLIER, 6"***

MODEL 27002

***LOCKING C-CLAMP PLIER, 11"***

MODEL 22059



***LOCKING SHEET METAL PLIER, 8"***

MODEL 27003



***DOUBLE AXIS WELDING CLAMP***

MODEL 27020

***POSITIONING MAGNET HOLDERS***



**MODEL**

**DESCRIPTION**

22060	25# MEDIUM MAGNET HOLDER, 3-3/8" X 3-3/8"
27005	50# LARGE MAGNET HOLDER, 4-3/8" X 4-3/8"
27006	75# X-LARGE MAGNET HOLDER, 5-3/8" X 5-3/8"



**FLAT SOAPSTONE HOLDER**

MODEL 22025



**FLAT SOAPSTONE REFILLS**

**MODEL**

**DESCRIPTION**

22026

FLAT SOAPSTONE REFILL, 6/PK

27023

FLAT SOAPSTONE REFILL, 144/PK



**FLAT SOAPSTONE HOLDER WITH  
THREE FLAT SOAPSTONES**

MODEL 27010



**ROUND SOAPSTONE HOLDER**

MODEL 27011



**ROUND SOAPSTONE REFILLS**

**MODEL**

**DESCRIPTION**

27009

ROUND SOAPSTONE REFILL, 6/PK

27023

FLAT SOAPSTONE REFILL, 144/PK

**MARKAL SILVER-STREAK® ROUND MARKER WITH 6 REFILLS**



MODEL 27016

**MARKAL SILVER-STREAK® ROUND REFILLS, 6/PK**

MODEL 27018

**PREMIUM SCRIBE**



Tungsten Carbide tip marks on all types of materials - even glass

MODEL 27008

**TOTAL CUT® PIPE CUTTING GUIDES**



Hinged design for easy use, 16 gauge metal, grooved lines allow you to mark perfect 22.5°, 45° and 90° angles

**MODEL**

**DESCRIPTION**

27026

2-3/8" PIPE CUTTING GUIDE

27027

2-7/8" PIPE CUTTING GUIDE

Total Cut® is a registered trademark of Spring Creek Products and these guides are manufactured by Spring Creek Products.



**MARKAL® STICK MARKERS**

Made in the USA

<u>MODEL</u>	<u>DESCRIPTION</u>
27012	YELLOW STICK MARKER, 2/PK
27013	WHITE STICK MARKER, 2/PK



**HOT MAX PAINT MARKER DISPLAY WITH 72 MARKERS**

12 each of our best selling markers - white, yellow, orange, black, silver and red

**MODEL 27040**

**HOT MAX PAINT MARKER**

The safest and most versatile paint marker ever! Unsurpassed writing capability on oily, soapy, and wet surfaces including metals, coatings, plastics, glass, ceramics, and other non-porous surfaces. Xylene free, low chlorides, low halogens and does not contain any chemicals listed in California Prop 65. Marking temp range: -50° to 150° F (-46° to 66° C). Made in the USA



<u>MODEL</u>	<u>DESCRIPTION</u>
27015	WHITE PAINT MARKER, PACKAGED, 1/PK
27030	WHITE PAINT MARKER, BULK
27031	BLACK PAINT MARKER, BULK
27032	RED PAINT MARKER, BULK
27014	YELLOW PAINT MARKER, PACKAGED, 1/PK
27033	YELLOW PAINT MARKER, BULK
27034	SILVER PAINT MARKER, BULK
27035	ORANGE PAINT MARKER, BULK



## ***FLAT BASTARD FILES***

American standard pattern. High carbon steel construction for durability and long tool life. Coarse flat double cut for quick material removal. For use on steel and iron.

<b><u>MODEL</u></b>	<b><u>DESCRIPTION</u></b>
27100	8" FLAT BASTARD FILE



## ***HALF-ROUND BASTARD FILE***

American standard pattern. High carbon steel construction for durability and long tool life. Coarse half-round double cut for quick material removal. For use on steel and iron.

<b><u>MODEL</u></b>	<b><u>DESCRIPTION</u></b>
27106	6" HALF-ROUND BASTARD FILE
27107	8" HALF-ROUND BASTARD FILE



## ***ROUND BASTARD FILE***

American standard pattern. High carbon steel construction for durability and long tool life. Coarse round double cut for quick material removal. For use on steel and iron.

<b><u>MODEL</u></b>	<b><u>DESCRIPTION</u></b>
27109	6" ROUND BASTARD FILE
27110	8" ROUND BASTARD FILE
27111	10" ROUND BASTARD FILE



## ***SLIM TAPER FILES***

American standard pattern. High carbon steel construction for durability and long tool life. Coarse single cut for quick material removal. for use on steel and iron.

<b><u>MODEL</u></b>	<b><u>DESCRIPTION</u></b>
27112	7" SLIM TAPER FILE
27113	6" SLIM TAPER FILE

## CHAIN SAW FILES

American standard pattern. High carbon steel construction for durability and long tool life. Fine round single cut for quick material removal or sharpening. For general use on steel and iron or chain saw.



### MODEL

### DESCRIPTION

27115

6" X 5/32" CHAIN SAW FILE

27116

8" X 3/16" CHAIN SAW FILE

27117

8" X 7/32" CHAIN SAW FILE



## 200 AMP COPPER PLATED BATTERY CHARGER CLAMPS

Standard Duty clamps for use with up to #8 gauge cable.

MODEL 27207



## PTFE PIPE THREAD TAPE - **NEW!**

White economy grade tape works, with man applications, 10,000 PSI rated, -450° to 550° F, 1/2" x 520" x 3 mils

MODEL 27028



## SLIC-TITE® PIPE THREAD (GAS) TAPE - **NEW!**

Yellow gas line high density tape works with many applications, 10,000 PSI rated, -450° to 550° F, 1/2" x 260" x 3 mils, La-Co Brand

MODEL 27029

Slic-tite® is a registered trademark of LA-CO Industries, Inc. and this tape is manufactured by LA-CO Industries, Inc.

# **CUTTING FLUID / GALV**



## **TAP MAGIC CUTTING FLUID**

Great all around cutting fluid for use with many different metals including mild steel, stainless steel, and aluminum. Great for cutting, drilling, tapping, or threading metal components. Ozone-friendly formula contains no 1, 1, 1 tri-chloroethane.

Not for sale in California. Made in USA

Handy 4 ounce container

**MODEL 27050**



## **ZINC GALVANIZING COATING, 13 OZ SPRAY CAN**

Made in USA

**MODEL 27000**

## TRU-FLATE® STYLE MALE PLUGS

Tru-Flate® (T) style plug with male national pipe thread (NPT) connection. Steel construction, 300 PSI max pressure, for compressed air only



<u>MODEL</u>	<u>DESCRIPTION</u>
28000	Tru-Flate® 1/4" x 1/4" Male NPT Plug, Clam
28110	Tru-Flate® 1/4" x 1/4" Male NPT Plug, Bulk
28130	Tru-Flate® 1/4" x 1/4" Male NPT Plug, 10 Pack
28002	Tru-Flate® 1/4" x 3/8" Male NPT Plug
28004	Tru-Flate® 3/8" x 3/8" Male NPT Plug
28006	Tru-Flate® 3/8" x 1/4" Male NPT Plug

## TRU-FLATE® STYLE FEMALE PLUGS

Tru-Flate® (T) style plug with female national pipe thread (NPT) connection. Steel construction, 300 PSI max pressure, for compressed air only.



<u>MODEL</u>	<u>DESCRIPTION</u>
28001	Tru-Flate® 1/4" x 1/4" Female NPT Plug, Clam
28111	Tru-Flate® 1/4" x 1/4" Female NPT Plug, Bulk
28131	Tru-Flate® 1/4" x 1/4" Female NPT Plug, 10 Pack
28003	Tru-Flate® 1/4" x 3/8" Female NPT Plug
28005	Tru-Flate® 3/8" x 3/8" Female NPT Plug
28007	Tru-Flate® 3/8" x 1/4" Female NPT Plug

## TRU-FLATE® STYLE MALE COUPLERS

Tru-Flate® (T) style couplers with male national pipe thread (NPT) connection. Steel construction, 300 PSI max pressure, for compressed air only.



<u>MODEL</u>	<u>DESCRIPTION</u>
28008	Tru-Flate® 1/4" x 1/4" Male NPT Coupler, Clam
28112	Tru-Flate® 1/4" x 1/4" Male NPT Coupler, Bulk
28132	Tru-Flate® 1/4" x 1/4" Male NPT Coupler, 10 Pack
28011	Tru-Flate® 1/4" x 3/8" Male NPT Coupler

Tru-Flate® is a registered trademark of Plews & Edelmann. KDAR is not affiliated with Plews & Edelmann and these products are not manufactured by Plews & Edelmann.

## TRU-FLATE® FEMALE COUPLERS

Tru-Flate® (T) style couplers with female national pipe thread (NPT) connection. Steel construction, 300 PSI max pressure, for compressed air only.



<u>MODEL</u>	<u>DESCRIPTION</u>
28009	Tru-Flate® 1/4" x 1/4" Female NPT Coupler, Clam
28113	Tru-Flate® 1/4" x 1/4" Female NPT Coupler, Bulk
28133	Tru-Flate® 1/4" x 1/4" Female NPT Coupler, 4 Pack
28010	Tru-Flate® 1/4" x 3/8" Female NPT Coupler
28012	Tru-Flate® 3/8" x 3/8" Female NPT Coupler
28013	Tru-Flate® 3/8" x 1/4" Female NPT Coupler

## TRU-FLATE® 1/4" PLUG AND COUPLER SET

Tru-Flate® (T) style plug and coupler set with 1/4" national pipe thread (NPT) connection. Steel construction, 300 PSI max pressure, for compressed air only.



**MODEL 28014**

## INDUSTRIAL/MILTON® STYLE MALE PLUGS

Industrial/Milton® (I/M) style plug with male national pipe thread (NPT) connection. Steel construction, 300 PSI max pressure, for compressed air only.



<u>MODEL</u>	<u>DESCRIPTION</u>
28015	Industrial/Milton® 1/4" x 1/4" Male NPT Plug, Clam
28114	Industrial/Milton® 1/4" x 1/4" Male NPT Plug, Bulk
28134	Industrial/Milton® 1/4" x 1/4" Male NPT Plug, 10 Pack
28018	Industrial/Milton® 1/4" x 3/8" Male NPT Plug
28019	Industrial/Milton® 3/8" x 3/8" Male NPT Plug
28021	Industrial/Milton® 3/8" x 3/8" Male NPT Plug

Tru-Flate® is a registered trademark of Plews & Edelmann. KDAR is not affiliated with Plews & Edelmann and these products are not manufactured by Plews & Edelmann.

Milton® is a registered trademark of Milton Industries. KDAR is not affiliated with Milton Industries and these products are not manufactured by Milton Industries.

## **INDUSTRIAL/MILTON® STYLE FEMALE PLUGS**

Industrial/Milton® (I/M) style plug with female national pipe thread (NPT) connection. Steel construction, 300 PSI max pressure, for compressed air only.



<b><u>MODEL</u></b>	<b><u>DESCRIPTION</u></b>
28016	Industrial/Milton® 1/4" x 1/4" Female NPT Plug, Clam
28115	Industrial/Milton® 1/4" x 1/4" Female NPT Plug, Bulk
28135	Industrial/Milton® 1/4" x 1/4" Female NPT Plug, 10 Pack
28020	Industrial/Milton® 3/8" x 3/8" Female NPT Plug
28022	Industrial/Milton® 3/8" x 1/4" Female NPT Plug

## **INDUSTRIAL/MILTON® STYLE MALE COUPLERS**

Industrial/Milton® (I/M) style couplers with male national pipe thread (NPT) connection. Steel construction, 300 PSI max pressure, for compressed air only.



<b><u>MODEL</u></b>	<b><u>DESCRIPTION</u></b>
28023	Industrial/Milton® 1/4" x 1/4" Male NPT Coupler, Clam
28116	Industrial/Milton® 1/4" x 1/4" Male NPT Coupler, Bulk
28136	Industrial/Milton® 1/4" x 1/4" Male NPT Coupler, 4 Pack
28028	Industrial/Milton® 3/8" x 3/8" Male NPT Coupler

## **INDUSTRIAL/MILTON® STYLE FEMALE COUPLERS**

Industrial/Milton® (I/M) style couplers with female national pipe thread (NPT) connection. Steel construction, 300 PSI max pressure, for compressed air only.



<b><u>MODEL</u></b>	<b><u>DESCRIPTION</u></b>
28024	Industrial/Milton® 1/4" x 1/4" Female NPT Coupler, Clam
28117	Industrial/Milton® 1/4" x 1/4" Female NPT Coupler, Bulk
28137	Industrial/Milton® 1/4" x 1/4" Female NPT Coupler, 4 Pack
28027	Industrial/Milton® 1/4" x 3/8" Female NPT Coupler
28029	Industrial/Milton® 3/8" x 3/8" Female NPT Coupler

Milton® is a registered trademark of Milton Industries. KDAR is not affiliated with Milton Industries and these products are not manufactured by Milton Industries.



## ***INDUSTRIAL/MILTON® STYLE 1/4\"/>***

Industrial/Milton® (I/M) style plug and coupler set with 1/4\"/>

**MODEL 28030**



## ***INDUSTRIAL/MILTON® STYLE PUSH COUPLER***

Industrial/Milton® (I/M) style 1/4\"/>

**MODEL 28026**



## ***INDUSTRIAL/MILTON® STYLE BARBED PLUG***

Industrial/Milton® (I/M) style 1/4\"/>

**MODEL 28017**



## ***INDUSTRIAL/MILTON® STYLE BARBED COUPLER***

Industrial/Milton® (I/M) style 1/4\"/>

**MODEL 28025**

Milton® is a registered trademark of Milton Industries. KDAR is not affiliated with Milton Industries and these products are not manufactured by Milton Industries.



## **LINCOLN® STYLE MALE PLUG**

Lincoln® (L) style 1/4" plug with 1/4" male national pipe thread (NPT) connection. Steel Construction, 300 PSI max pressure, for compressed air only.

**MODEL 28031**



## **LINCOLN® STYLE FEMALE PLUG**

Lincoln® (L) style 1/4" plug with 1/4" female national pipe thread (NPT) connection. Steel construction, 300 PSI max pressure, for compressed air only.

**MODEL 28032**



## **LINCOLN® STYLE MALE COUPLER**

Lincoln® (L) style 1/4" coupler with 1/4" male national pipe thread (NPT) connection. Steel construction, 300 PSI max pressure, for compressed air only.

**MODEL 28033**



## **LINCOLN® STYLE FEMALE COUPLER**

Lincoln® (L) style 1/4" coupler with 1/4" female national pipe thread (NPT) connection. Steel construction, 300 PSI max pressure, for compressed air only.

**MODEL 28034**



## **ARO® STYLE MALE PLUG**

ARO® (A) style 1/4" plug with 1/4" male national pipe thread (NPT) connection. Steel construction, 300 PSI max pressure, for compressed air only.

**MODEL 28035**

ARO® is a registered trademark of Ingersoll-Rand Company. KDAR is not affiliated with Ingersoll-Rand Company and these products are not manufactured by Ingersoll-Rand Company.

Lincoln® is a registered trademark of Lincoln Industrial Group. KDAR is not affiliated with Lincoln Industrial Group and these products are not manufactured by Lincoln Industrial Group.

# AIR FITTINGS



## **ARO® STYLE FEMALE PLUG**

ARO® (A) style 1/4" plug with 1/4" female national pipe thread (NPT) connection. Steel construction, 300 PSI max pressure, for compressed air only.

**MODEL 28036**



## **ARO® STYLE MALE COUPLER**

ARO® (A) style 1/4" coupler with 1/4" male national pipe thread (NPT) connection. Steel construction, 300 PSI max pressure, for compressed air only.

**MODEL 28037**



## **ARO® STYLE FEMALE COUPLER**

ARO® (A) style 1/4" coupler with 1/4" female national pipe thread (NPT) connection. Steel construction, 300 PSI max pressure, for compressed air only.

**MODEL 28038**



## **ARO® STYLE PLUG AND COUPLER SET**

ARO® (A) style 1/4" plug and coupler with 1/4" national pipe thread (NPT) connections. Steel construction, 300 PSI max pressure, for compressed air only.

**MODEL 28039**



## **UNIVERSAL MALE COUPLER**

Universal (U) 1/4" coupler with 1/4" male national pipe thread (NPT) connection. Steel construction, 300 PSI max pressure, for compressed air only. Works with Tru-Flate®, Industrial/Milton®, and ARO® style plugs. Does not work with Lincoln® style plugs.

### MODEL

### DESCRIPTION

28040	Universal 1/4" x 1/4" Male NPT Coupler, Clam
28118	Universal 1/4" x 1/4" Male NPT Coupler, Bulk
28138	Universal 1/4" x 1/4" Male NPT Coupler, 4 Pack

Milton® is a registered trademark of Milton Industries. KDAR is not affiliated with Milton Industries and these products are not manufactured by Milton Industries.

ARO® is a registered trademark of Ingersoll-Rand Company. KDAR is not affiliated with Ingersoll-Rand Company and these products are not manufactured by Ingersoll-Rand Company.

## UNIVERSAL FEMALE COUPLER



Universal (U) 1/4" coupler with 1/4" female national pipe thread (NPT) connection. Steel construction, 300 PSI max pressure, for compressed air only. Works with Tru-Flate®, Industrial/Milton®, and ARO® style plugs. Does not work with Lincoln® style plugs.

<u>MODEL</u>	<u>DESCRIPTION</u>
28041	Universal 1/4" x 1/4" Female NPT Coupler, Clam
28119	Universal 1/4" x 1/4" Female NPT Coupler, Bulk
28139	Universal 1/4" x 1/4" Female NPT Coupler, 4 Pack

## SAFETY BLOW GUNS WITH RUBBER TIP

Vented nozzle meets OSHA Program Directive #100-1 for reduction of air pressure below 30 PSI for cleaning purposes. 1/4" female NPT inlet, 150 PSI max, 10.5 SCFM at 100 PSI. For compressed air only.



<u>MODEL</u>	<u>DESCRIPTION</u>
28108	2' SAFETY BLOW GUN WITH RUBBER TIP
28109	4' SAFETY BLOW GUN WITH RUBBER TIP



## BLOW GUN WITH RUBBER TIP

1/4" female NPT inlet. For compressed air only, 150 PSI max

**MODEL 28046**



## BUTTON TYPE BLOW GUN

Vented nozzle meets OSHA Program Directive #100-1 for reduction of air pressure below 30 PSI for cleaning purposes. 1/4" female NPT inlet. For Compressed air only, 150 PSI max.

**MODEL 28047**



## ***INDUSTRIAL/MILTON® STYLE ADJUSTABLE POCKET BLOW GUN***

Industrial/Milton® (I/M) style plug will adjust from very low flow to very high flow. Meets OSHA Program Directive #100-1 for reduction of air pressure below 30 PSI for cleaning purposes.

**MODEL 28048**



## ***HEAVY DUTY DUAL FOOT AIR CHUCK***

Dual foot chuck with built in shut off valve. 1/4" female NPT inlet. Steel construction, 150 PSI max pressure, for compressed air only.

**MODEL 28049**



## ***DIRECT LINE AIR CHUCK WITH CLIP***

Direct line air chuck with built in shut off. 1/4" female NPT inlet. Steel construction, 150 PSI max pressure, for compressed air only.

**MODEL 28050**



## ***DIRECT LINE AIR CHUCK***

Direct line air chuck with built in shut off. 1/4" female NPT inlet. Brass construction, 150 PSI max pressure, for compressed air only. Not for use with inflator gauges.

**MODEL 28051**



## ***DIRECT LINE AIR CHUCK***

Direct line air chuck with built in shut off. 1/4" hose barb connection. Brass construction, 150 PSI max pressure, for compressed air only. Not for use with inflator gauges.

**MODEL 28053**



## AIR CHUCK CLIP

Convert standard direct line air chuck to a clip on chuck. Works with Hot Max Model 28051 and 28053 air chucks and most other manufacturers' air chucks. For compressed air only.

MODEL 28052



## ANGLED TIRE GAUGES

Precision manufactured tire gauges provide accuracy and performance for the most demanding users. Metal casing with clip. For compressed air only.

### MODEL

### DESCRIPTION

28054

Angled Tire Gauge, 10 - 50 PSI

28055

Angled Tire Gauge, 20 - 120 PSI



## TIRE INFLATOR WITH GAUGE - **NEW!**

Precision manufactured tire inflators provide accuracy and performance for the most demanding users. 11" hose with Clip-On Air Chuck (Euro-style) allows for easy tire filling. 10 - 100 PSI in 1 pound increments on the gauge. 1/4" I/M male plug inlet. For compressed air only.

MODEL 28145

## 1/4" NPT CLIP-ON AIR CHUCK, EURO STYLE - **NEW!**

MODEL 28146



## SCREWDRIVER VALVE CAPS, 4/PK

Screwdriver type valve caps for standard valves. Screwdriver top for removing or inserting valve cores.

MODEL 28058



## TIRE VALVE REPAIR TOOL

Repairs core and stem threads, extracts broken cores, removes valve cores.

MODEL 28059



## ***DIAL TIRE GAUGE***

10 - 60 PSI in 2 pound increments. Automatic reset and pressure release valve. For compressed air only

**MODEL 28060**



## ***MINI FILTER WITH 1/4" NPT CONNECTIONS***

5 micron filter with 1/4" female NPT connections. Manual drain with overflow valve. Max working pressure is 150 PSI. Rated flow is 53 SCFM (1500 1/min). For compressed air only.

**MODEL 28061**



## ***MINI REGULATOR WITH 1/4" NPT CONNECTIONS***

Mini regulator with 1/4" female NPT connections. Pressure range is 5 to 125 PSI with locking adjustment knob. Max working pressure is 125 PSI. Rated flow is 16 SCFM (450 1/min). Comes with mounting bracket. For compressed air only.

**MODEL 28062**



## ***FULL SIZE FILTER WITH 3/8" NPT CONNECTIONS***

5 micron filter with 3/8" female NPT connections. Manual drain with overflow valve. Max working pressure is 150 PSI. Rated flow is 73 SCFM (2000 1/min). Comes with mounting bracket. For compressed air only.

**MODEL 28063**



## ***FULL SIZE REGULATOR WITH 3/8" NPT CONNECTIONS***

Full size regulator with 3/8" female NPT connections. Pressure range is 5 to 150 PSI with locking adjustment knob. Max working pressure is 150 PSI. Rated flow is 88 SCFM (2500 1/min). Comes with mounting bracket. For compressed air only.

**MODEL 28064**



## ***FULL SIZE LUBRICATOR WITH 3/8" NPT CONNECTIONS***

Full size lubricator with 3/8" female NPT connections. Max working pressure is 230 PSI. Rated flow is 95 SCFM (2700 1/min). Comes with mounting bracket. For compressed air only.

**MODEL 28065**



## ***AIR COMPRESSOR TANK DRAIN COCKS***

Brass construction for long service life. For compressed air only.

### **MODEL**

### **DESCRIPTION**

28066

Compressor Tank Drain Cock, 1/8" Male NPT

28067

Compressor Tank Drain Cock, 1/4" Male NPT



## ***SAFETY VALVE FOR AIR COMPRESSORS***

Brass construction for long service life. 1/4" male NPT connection. 150 PSI set point. Max flow rating is 136 SCFM. For compressed air only.

**MODEL 28072**

# AIR FITTINGS



## **REPLACEMENT AIR PRESSURE GAUGE**

2" dial with 1/4" NPT bottom mount. 0 - 160 PSI with 5 PSI incremental markings. For compressed air only.

**MODEL 28068**



## **REPLACEMENT AIR PRESSURE GAUGE**

1-1/2" dial with 1/8" NPT rear mount. 0 - 160 PSI with 5 PSI incremental markings. For compressed air only.

**MODEL 28069**



## **PVC AIR HOSE**

Brass male NPT fittings and ferrules. 300 PSI max working pressure, 1,200 PSI burst pressure. Temp range is 25 - 150° F (-4 to 65° C). for compressed air only.

### MODEL

### DESCRIPTION

28143	1/4" BLUE PVC AIR HOSE, 1/4" MALE NPT, 25'
28144	1/4" BLUE PVC AIR HOSE, 1/4" MALE NPT, 50'
28140	3/8" RED PVC AIR HOSE, 1/4" MALE NPT, 25'
28141	3/8" RED PVC AIR HOSE, 1/4" MALE NPT, 50'
28142	3/8" RED PVC AIR HOSE, 1/4" MALE NPT, 100'





## ***NYLON RECOIL AIR HOSE***

Brass male 1/4" NPT fittings and ferrules with swivels. 200 PSI max working pressure. Temperature range: 20 - 175° F. For compressed air only.

### **MODEL**

28079  
28080

### **DESCRIPTION**

1/4" NYLON RECOIL AIR HOSE, 12'  
1/4" NYLON RECOIL AIR HOSE, 25'



## ***18" LEADER HOSE***

18" rubber leader hose with 1/4" male NPT brass fittings. 200 PSI max working pressure. For compressed air only.

**MODEL 28081**



## ***DIRECT AIR LINE REPAIR KIT FOR 1/4" HOSE***

Kit includes brass direct air line chuck with 1/4" female NPT connection, brass 1/4" barbed hose splicer, brass 1/4" barbed hose to 1/4" male NPT adapter, and three hose clamps. For compressed air only.

**MODEL 28082**



## ***UNIVERSAL 360° SWIVEL WITH 1/4" NPT FITTINGS***

Swivel helps air lines from getting tangled and twisted. Brass and steel construction. For compressed air only.

**MODEL 28083**



## **INLINE 360° SWIVEL WITH 1/4" NPT FITTINGS**

Swivel helps air lines from getting tangled and twisted. Brass construction. For compressed air only.

**MODEL 28084**



## **90° SWIVEL WITH 1/4" NPT FITTINGS**

Swivel helps air lines from getting tangled and twisted. Brass construction. For compressed air only.

**MODEL 28085**



## **BARBED HOSE SPLICER**

Solid Brass construction.

<u>MODEL</u>	<u>DESCRIPTION</u>
28086	BARBED HOSE SPLICER FOR 1/4" HOSE
28087	BARBED HOSE SPLICER FOR 3/8" HOSE



## **BARBED HOSE ADAPTER**

Solid Brass construction.

<u>MODEL</u>	<u>DESCRIPTION</u>
28088	BARBED HOSE ADAPTER, 1/4" NPT X 1/4" BARB
28089	BARBED HOSE ADAPTER, 1/4" NPT X 3/8" BARB



## **BARBED HOSE ADAPTER**

Solid Brass construction.

<u>MODEL</u>	<u>DESCRIPTION</u>
28090	BARBED HOSE ADAPTER, 1/4" NPT X 1/4" BARB
28091	BARBED HOSE ADAPTER, 1/4" NPT X 3/8" BARB
28092	BARBED HOSE ADAPTER, 3/8" NPT X 3/8" BARB



## **HOSE COUPLING, 1/4" MALE NPT**

Solid Brass Construction.

**MODEL 28093**



## **HOUSE COUPLING, 1/4" FEMALE NPT**

Solid Brass Construction.

**MODEL 28094**



## **REDUCING COUPLING, 1/4" MALE NPT X 3/8" MALE NPT**

Solid Brass Construction.

**MODEL 28095**



## **REDUCING COUPLING, 1/4" MALE NPT X 3/8" FEMALE NPT**

Solid Brass Construction.

**MODEL 28096**



## **BRASS BUSHINGS**

NPT Threads. Solid Brass construction.

### MODEL

### DESCRIPTION

28097	BRASS BUSHINGS, 1/8" FEMALE X 1/4" MALE
28098	BRASS BUSHINGS, 1/4" FEMALE X 3/8" MALE
28099	BRASS BUSHINGS, 3/8" FEMALE X 1/2" MALE



## ***BALL END ADAPTER***

1/4" male NPT x 1/4" male ball socket (NPT threads).  
Solid Brass Construction.

**MODEL 28100**



## ***BRASS TEE, 1/4" NPT***

Solid brass construction. 150 PSI rated.

**MODEL 28101**



## ***BRASS TEE, 3/8" NPT***

Solid brass construction. 150 PSI rated.

**MODEL 28102**



## ***BRASS CROSS, 1/4" NPT***

Solid brass construction. 150 PSI rated.

**MODEL 28103**



## **BRASS CROSS, 3/8" NPT**

Solid brass construction. 150 PSI rated.

**MODEL 28104**



## **BRASS TRIPOD MANIFOLD**

(1) 1/4" female NPT inlet, (3) 1/4" female NPT outlets.  
Solid brass construction. 150 PSI rated

**MODEL 28105**



## **FLAT BRASS MANIFOLD**

(1) 1/4" female NPT inlet, (3) 1/4" female NPT outlets.  
Solid brass construction. 150 PSI rated

**MODEL 28106**



## **TEST BAR FOR COUPLERS**

One each of the Tru-Flate®, Industrial/Milton®, Lincoln®, and ARO® style 1/4" plugs makes it easy to identify which style plug or coupler you need. The stamped style name and color coding also helps with the identification.

**MODEL 28042**

Tru-Flate® is a registered trademark of Plews & Edelmann. KDAR is not affiliated with Plews & Edelmann and these products are not manufactured by Plews & Edelmann.

Milton® is a registered trademark of Milton Industries. KDAR is not affiliated with Milton Industries and these products are not manufactured by Milton Industries.

Lincoln® is a registered trademark of Lincoln Industrial Group. KDAR is not affiliated with Lincoln Industrial Group and these products are not manufactured by Lincoln Industrial Group.

ARO® is a registered trademark of Ingersoll-Rand Company. KDAR is not affiliated with Ingersoll-Rand Company and these products are not manufactured by Ingersoll-Rand Company.



## HOT MAX BULK AIR FITTING BIN MERCHANDISER MODEL 28903

<u>QTY</u>	<u>MODEL</u>	<u>DESCRIPTION</u>
10	28110	TRU-FLATE® 1/4" X 1/4" MALE NPT PLUG
10	28111	TRU-FLATE® 1/4" X 1/4" FEMALE NPT PLUG
10	28112	TRU-FLATE® 1/4" X 1/4" MALE NPT COUPLER
10	28113	TRU-FLATE® 1/4" X 1/4" FEMALE NPT COUPLER
30	28114	INDUSTRIAL/MILTON® 1/4" X 1/4" MALE NPT PLUG
30	28115	INDUSTRIAL/MILTON® 1/4" X 1/4" FEMALE NPT PLUG
20	28116	INDUSTRIAL/MILTON® 1/4" X 1/4" MALE NPT COUPLER
20	28117	INDUSTRIAL/MILTON® 1/4" X 1/4" FEMALE NPT COUPLER
5	28118	UNIVERSAL 1/4" X 1/4" MALE NPT COUPLER
5	28119	UNIVERSAL 1/4" X 1/4" FEMALE NPT COUPLER

# **PRESSURE WASHER ACCESSORIES**



## ***QUICK CONNECT PRESSURE WASHER NOZZLE, BLACK***

Black color nozzle produces a 65° spray pattern which is considered a soap nozzle. It produces a very wide spray pattern for applying soap, cleaners, or other chemicals in a wide area. 1/4" t connector and size 4.0 orifice for use with most pressure washers. 4000 PSI rated.

**MODEL 29014**



## ***QUICK CONNECT PRESSURE WASHER NOZZLE, WHITE***

White color nozzle produces a 40° spray pattern which is considered a wash nozzle. It produces a wide spray pattern for washing and rinsing. 1/4" quick connector and size 4.5 orifice for use with most pressure washers. 5075 PSI rated.

**MODEL 29012**



## ***QUICK CONNECT PRESSURE WASHER NOZZLE, GREEN***

Green color nozzle produces a 25° spray pattern which is considered flushing nozzle. It produces a medium spray pattern for flushing and rinsing with more power than the white washing nozzle. 1/4" quick connector and size 4.5 orifice for use with most pressure washers.

**MODEL 29011**



## ***QUICK CONNECT PRESSURE WASHER NOZZLE, YELLOW***

Yellow color nozzle produces a 15° spray pattern which is considered a chiseling nozzle. It produces a narrow spray pattern for heavy cleaning and surface preparation. 1/4" quick connector for use with most pressure washers. 5075 PSI rated.

### **MODEL**

### **DESCRIPTION**

29009

QUICK CONNECT NOZZLE, 15° X 4.5 SIZE

29010

QUICK CONNECT NOZZLE, 15° X 5.5 SIZE

# **PRESSURE WASHER ACCESSORIES**



## ***QUICK CONNECT PRESSURE WASHER NOZZLE, RED***

Red color nozzle produces a 0° spray pattern which is considered a blasting nozzle. It produces a very narrow (pin point) spray pattern for blasting heavy cleaning areas in a very concentrated area. This nozzle will damage painted surfaces and wood if not used carefully. 1/4" quick connector and size 4.5 orifice for use with most pressure washer. 5075 PSI rated.

**MODEL 29013**



## ***QUICK CONNECT PRESSURE WASHER NOZZLE SET***

1 each of our pressure washer nozzles for a total of 5 nozzles. 1/4" quick connector for use with most pressure washers. 5075 PSI rated.

### ***MODEL***

### ***DESCRIPTION***

29015

QUICK CONNECT NOZZLE SET, SIZE 4.0

29016

QUICK CONNECT NOZZLE SET, SIZE 4.5



## ***PRESSURE WASHER SCREW COUPLERS, M22F X 1/4" FNPT***

Female M22 metric threads to 1/4" female NPT. Brass construction, 300° F (149° C) max temperature rating, and 4000 PSI pressure rated. For use with most pressure washers. This M22F is 14mm.

**MODEL 29000**



## ***PRESSURE WASHER SCREW COUPLERS, M22F X 1/4" MNPT***

Female M22 metric threads to 1/4" male NPT. Brass construction, 300° F (149° C) max temperature rating, and 4000 PSI pressure rated. For use with most pressure washers. This M22F is 14mm.

**MODEL 29001**

# **PRESSURE WASHER ACCESSORIES**



## ***PRESSURE WASHER SCREW COUPLERS, M22F X 3/8\"***

Female M22 metric threads to 3/8" female NPT. Steel construction, 300° F (149° C) max temperature rating, and 4000 PSI pressure rated. For use with most pressure washers. This M22F is 14mm.

**MODEL 29002**



## ***PRESSURE WASHER SCREW COUPLERS, M22F X 3/8\"***

Female M22 metric threads to 3/8" male NPT. Brass construction, 300° F (149° C) max temperature rating, and 4000 PSI pressure rated. For use with most pressure washers. This M22F is 14mm.

**MODEL 29003**



## ***PRESSURE WASHER SCREW NIPPLE, M22M X 1/4\"***

Male M22 metric threads to 1/4" female NPT. Solid brass construction, 300° F (149° C) max temperature rating, and 4000 PSI pressure rated. For use with most pressure washers. This M22M is 14mm.

**MODEL 29004**



## ***PRESSURE WASHER SCREW NIPPLE, M22M X 1/4\"***

Male M22 metric threads to 1/4" male NPT. Solid brass construction, 300° F (149° C) max temperature rating, and 4000 PSI pressure rated. For use with most pressure washers. This M22M is 14mm.

**MODEL 29005**



## ***PRESSURE WASHER SCREW NIPPLE, M22M X 3/8\"***

Male M22 metric threads to 3/8" female NPT. Solid brass construction, 300° F (149° C) max temperature rating, and 4000 PSI pressure rated. For use with most pressure washers. This M22M is 14mm.

**MODEL 29006**

# **PRESSURE WASHER ACCESSORIES**



## ***PRESSURE WASHER SCREW NIPPLES, M22M X 3/8" MNPT***

Male M22 metric threads to 3/8" male NPT. Solid brass construction, 300° F (149° C) max temperature rating, and 4000 PSI pressure rated. For use with most pressure washer. This M22M is 14mm.

**MODEL 29007**



## ***PRESSURE WASHER SCREW NIPPLES, M22M X 1/4" FNPT LONG***

Male M22 metric threads to 1/4" female NPT. Solid brass construction, 300° F (149° C) max temperature rating, and 4000 PSI pressure rated. For use with most pressure washers. This M22M is 14mm.

**MODEL 29008**



## ***QUICK COUPLER MALE SOCKET***

Quick coupler to male NPT threads. Solid brass construction, 300° F (149° C) max temperature rating, and 4000 PSI pressure rated. For use with most pressure washers.

### **MODEL**

### **DESCRIPTION**

29018	1/4" QUICK CONNECT SOCKET, 1/4" MALE NPT
29020	3/8" QUICK CONNECT SOCKET, 3/8" MALE NPT



## ***QUICK COUPLER FEMALE SOCKET***

Quick coupler to female NPT threads. Solid brass construction, 300° F (149° C) max temperature rating, and 4000 PSI pressure rated. For use with most pressure washers.

### **MODEL**

### **DESCRIPTION**

29019	1/4" QUICK CONN. SOCKET, 1/4" FEMALE NPT
29021	3/8" QUICK CONN. SOCKET, 3/8" FEMALE NPT



## ***1/4" QUICK COUPLER X M22F ADAPTER***

1/4" quick coupler to female M22 metric threads. Solid brass construction, 300° F (149° C) max temperature rating, and 4000 PSI pressure rated. For use with most pressure washers. This M22F is 14mm.

**MODEL 29017**



## ***QUICK COUPLER MALE PLUG***

Quick coupler to male NPT threads. Plated steel construction, 300° F (149° C) max temperature rating, and 4000 PSI pressure rated. For use with most pressure washers.

### **MODEL**

### **DESCRIPTION**

29022	1/4" QUICK COUPLER PLUG, 1/4" MALE NPT
29024	3/8" QUICK COUPLER PLUG, 3/8" MALE NPT



## ***QUICK COUPLER FEMALE PLUG***

Quick coupler to female NPT threads. Plated steel construction, 300° F (149° C) max temperature rating, and 4000 PSI pressure rated. For use with most pressure washers.

### **MODEL**

### **DESCRIPTION**

29023	1/4" QUICK COUPLER PLUG, 1/4" FEMALE NPT
29025	3/8" QUICK COUPLER PLUG, 3/8" FEMALE NPT



## ***SEWER NOZZLE, 1/4" NPT, SIZE 5.0 ORIFICE***

Stainless steel construction, 300° F (149° C) max temperature rating, and 5075 PSI pressure rated. For use with most pressure washers.

**MODEL 29026**

# **PRESSURE WASHER ACCESSORIES**



## ***SEWER NOZZLE, 1/8" NPT, SIZE 5.0 ORIFICE***

Stainless steel construction, 300° F (149° C) max temperature rating, and 5075 PSI pressure rated. For use with most pressure washers.

**MODEL 29027**



## ***ROTATING SEWER NOZZLE, 1/4" NPT, SIZE 5.0 ORIFICE***

Stainless steel and brass construction, 300° F (149° C) max temperature rating, and 4000 PSI pressure rated. For use with most pressure washers.

**MODEL 29028**



## ***ROTATING TURBO NOZZLE***

Rotating turbo nozzles are essentially a 0° nozzle that rotates around to clean a larger area than a 0° blasting nozzle would. 1/4" female NPT inlet, brass construction, and 212° F (100° C) max temperature rating. For use with most pressure washers.

### **MODEL**

### **DESCRIPTION**

29029

TURBO NOZZLE, SIZE 4.0, 4000 PSI

29030

TURBO NOZZLE, SIZE 4.0, 5100 PSI



## ***TURBO NOZZLE FILTER***

1/4" quick connect filter protects your turbo nozzle from sediment or other debris in your water line. Stainless steel and brass construction, 190° F (88° C) max temperature rating, and 5075 PSI pressure rated. For use with most pressure washer turbo nozzles.

**MODEL 29031**



## ***PRESSURE WASHER REPLACEMENT SPRAY GUN***

3/8" female NPT inlet, 1/4" female NPT outlet, 300° F (149° C) max temperature rating, and 4000 PSI pressure rated. For use with most pressure washers.

**MODEL 29032**



## ***36" PRESSURE WASHER LANCE WITH MOLDED GRIP***

Molded grip for comfort, 1/4" male NPT inlet and outlet, plated steel construction, 300° F (149° C) max temperature rating, and 4000 PSI pressure rated. For use with most pressure washers.

**MODEL 29033**



## ***REPLACEMENT SIDE HANDLE FOR LANCE***

For use with any 1/4" pressure washer lance.

**MODEL 29035**



## ***SOAP STRAINER***

Works with 1/4" and 3/8" hoses to prevent debris from entering pressure washer pump. For use with most pressure washers.

**MODEL 29036**

# **PRESSURE WASHER ACCESSORIES**



## ***INLINE WATER STAINER***

Prevents sediment or debris from entering pressure washer pump. Standard hose (GHT) connections for inlet (female) and outlet (male). For use with most pressure washers.

**MODEL 29041**



## ***HIGH PRESSURE REPLACEMENT HOSE, 3/8" X 50', 4000 PSI***

Heavy rubber jacket will provide years of service. 3/8" male NPT inlet and outlet, 212° F (100° C) max temperature rating, 4000 PSI pressure rated, and heavy bend protectors at each end. For use with most pressure washers.

**MODEL 29038**



## ***PRESSURE WASHER REPLACEMENT HOSES***

M22 female inlet and outlet coupler, 212° F (100° C) max temperature rating, and 2600 PSI pressure pad. For use with most pressure washers.

### **MODEL**

### **DESCRIPTION**

29039

REPLACEMENT HOSE, 1/4" X 25', 2600 PSI

29040

REPLACEMENT HOSE, 1/4" X 50', 2600 PSI



**WE OFFER SEVERAL ASSORTMENTS INCLUDING POWER PANEL SETS FOR OUR PRESSURE WASHER ACCESSORIES.**

# **PRESSURE WASHER ACCESSORIES**



## ***PRESSURE WASHER CLEANING BRUSH - NEW!***

M22 Male Inlet. Max Pressure: 1015 PSI. Max Temp: 140°F

**MODEL 29044**



## ***FOAM CANNON (ADJUSTABLE SPRAY & FOAMING CONCENTRATION) - NEW!***

Max Pressure: 4,500 PSI. Max Temp: 140°F. 1-Liter capacity.  
1/4" Quick Connect Male inlet.

**MODEL 29043**



## ***12" GUTTER CLEANER ATTACHMENT - NEW!***

4,500 PSI Rated. 1/4" Quick Connect male inlet. 1/4" Quick Connect female outlet. Max temp 140°F.

\*Nozzle Not Included.

**MODEL 29042**



## ***12" SURFACE CLEANER - NEW!***

Uses 4.0 GPM (Gallon per minute), with a min pressure of 2000 PSI and a max pressure of 4500 PSI. With a 1/4" Quick Connect Male inlet.

**MODEL 29045**

22001	66
22002	66
22003	66
22004	66
22005	66
22006	66
22007	66
22008	67
22009	67
22010	67
22011	67
22012	67
22013	67
22014	76
22015	76
22016	76
22017	76
22018	76
22019	75
22020	74
22021	74
22022	11
22023	12
22024	56
22025	90
22026	90
22027	8
22028	21
22029	9
22030	9
22031	55
22032	55
22033	55
22034	56
22035	70
22036	70
22037	70
22038	70

22039	71
22040	71
22041	71
22042	72
22044	70
22045	60
22046	60
22047	60
22048	60
22049	61
22050	62
22051	62
22053	6
22054	6
22055	6
22057	6
22058	6
22059	89
22060	89
22061	40
22062	40
22063	40
22064	40
22065	41
22066	41
22067	54
22068	45
22070	45
22071	15
22072	15
22073	17
22074	17
22075	17
22076	17
22077	17
22078	17
22079	18
22080	18

22081	16
22082	13
22083	13
22084	13
22087	57
22088	43
22089	43
23000	8
23001	11
23002	11
23003	11
23007	9
23008	9
23009	9
23010	9
23011	9
23012	12
23013	12
23020	6
23021	6
23022	7
23023	7
23024	7
23025	11
23026	11
23030	15
23031	15
23032	15
23033	15
23034	15
23035	15
23036	15
23037	15
23038	15
23039	17
23040	17
23041	17
23042	17

23043	17
23044	17
23045	17
23046	16
23047	16
23048	16
23049	16
23050	16
23053	18
23054	18
23055	18
23056	18
23057	18
23058	18
23059	18
23060	18
23061	19
23062	19
23064	20
23065	19
23066	19
23068	20
23069	20
23070	17
23072	18
23073	20
23074	20
23075	17
23076	20
23077	20
23078	17
23080	12
23081	11
23082	11
23090	6
23092	6
23093	6
23094	7

23096	7
23097	7
23098	7
23100	13
23101	13
23102	13
23103	13
23104	13
23105	13
23106	13
23107	13
23108	14
23109	14
23110	8
23111	13
23112	13
23113	14
23114	14
23115	15
23120	22
23121	22
23123	22
23124	22
23142	23
23143	23
23145	23
23146	23
23150	10
23151	10
23152	10
23153	10
23154	10
23160	21
23161	21
23162	16
23163	16
23164	16
23165	16

23201	3
23202	8
23203	3
23220	9
23221	9
23222	9
23223	9
23224	9
23225	9
23226	9
23227	9
23228	9
23229	9
23230	9
23240	5
23241	3
23242	5
23243	4
23244	5
23253	4
23254	4
23255	10
23256	4
23257	4
23258	5
23301	15
23302	15
23303	17
23304	17
23305	17
23306	17
23307	16
23308	16
23309	18
23310	18
23311	20
23312	20
23313	19

23314	19
23315	19
23316	19
23317	21
24000	47
24001	47
24002	47
24003	47
24004	45
24005	45
24006	45
24008	46
24010	51
24012	54
24013	54
24020	40
24021	40
24022	40
24023	40
24024	40
24025	40
24026	40
24027	40
24028	40
24029	40
24030	40
24031	40
24032	41
24033	41
24034	41
24035	41
24040	41
24041	41
24042	41
24043	41
24044	41
24050	42
24051	42

24052	42
24053	42
24054	42
24055	42
24056	42
24057	42
24058	42
24059	42
24060	42
24061	42
24070	43
24071	43
24072	43
24076	43
24141	53
24142	53
24143	53
24144	53
24145	53
24146	53
24147	53
24150	48
24153	48
24154	48
24156	48
24157	48
24159	48
24163	49
24164	49
24171	49
24172	55
24173	55
24174	56
24175	56
24176	56
24177	49
24178	49
24180	45

24181	45
24182	45
24183	45
24184	47
24185	46
24186	46
24187	21
24188	21
24189	21
24190	21
24191	21
24192	21
24200	29
24201	29
24202	31
24203	30
24204	31
24205	33
24206	28
24208	31
24209	30
24210	32
24211	32
24212	29
24214	33
24215	31
24216	30
24217	29
24218	30
24220	51
24221	51
24222	52
24223	52
24225	52
25001	63
25002	63
25003	63
25012	61

25020	63
25022	63
25025	57
25026	57
25028	59
25030	61
25031	61
25040	60
25041	60
25042	60
25043	60
25044	60
25045	60
25050	60
25051	60
25052	60
25053	60
25054	60
25055	60
25064	62
25084	58
25085	58
25087	58
25088	58
25089	58
25090	58
25091	58
25092	59
25097	59
26001	65
26002	65
26003	65
26006	65
26007	65
26009	65
26015	66
26016	66
26017	66

26018	66
26019	66
26020	66
26021	66
26022	66
26023	66
26025	68
26030	66
26031	67
26032	67
26033	67
26034	67
26035	67
26042	84
26043	84
26044	84
26045	84
26050	71
26052	71
26053	71
26054	73
26055	73
26060	74
26061	74
26062	74
26063	74
26065	74
26070	74
26071	74
26072	75
26074	75
26080	75
26081	75
26082	75
26083	75
26084	75
26086	76
26087	76

26088	76
26090	76
26091	76
26093	79
26094	79
26095	79
26096	79
26097	79
26098	79
26099	79
26100	79
26101	79
26102	79
26103	79
26104	79
26110	81
26111	81
26112	81
26113	81
26114	81
26115	81
26116	81
26117	81
26118	81
26120	80
26121	80
26122	80
26123	80
26124	80
26125	80
26126	80
26130	80
26131	80
26132	80
26133	80
26134	80
26136	80
26140	80

26141	80
26142	80
26143	80
26144	80
26145	80
26146	80
26150	81
26151	81
26153	81
26154	82
26155	82
26156	82
26157	82
26159	82
26160	82
26165	83
26166	83
26167	83
26168	83
26169	83
26175	85
26176	85
26179	85
26181	85
26182	84
26190	64
26191	64
26192	64
26193	64
26194	64
26195	64
26196	64
26201	72
26202	72
26203	72
26204	73
26205	73
26206	73

26207	72
26208	72
26209	70
26210	70
26211	70
26213	71
26218	74
26219	76
26220	75
26221	75
26222	76
26223	75
26224	75
26226	75
26231	67
26232	69
26233	68
26234	68
26240	69
26241	69
26242	69
26243	66
26244	66
26245	66
26246	66
26247	66
26248	68
26249	66
26250	68
26252	79
26253	75
26271	68
26272	68
26274	68
26276	79
26277	79
26278	79
26279	66

26280	66
26281	68
26282	68
26284	68
26285	68
26287	74
26288	74
26289	76
26290	69
26291	69
26292	69
26296	66
26297	79
26298	79
26299	79
26310	81
26312	81
26313	81
26314	81
26315	81
26316	81
26317	81
26318	81
26319	81
26321	81
26330	77
26331	77
26332	78
26333	78
26334	78
26335	78
26336	78
26337	78
26338	78
26339	78
26341	78
26342	78
26344	78

26345	78
26901	78
27000	95
27002	89
27003	89
27005	89
27006	89
27008	91
27009	90
27010	90
27011	90
27012	92
27013	92
27014	92
27015	92
27016	91
27018	91
27020	89
27023	90
27026	91
27027	91
27028	94
27029	94
27030	92
27031	92
27032	92
27033	92
27034	92
27035	92
27040	92
27050	95
27060	87
27061	87
27062	87
27063	87
27064	88
27065	88
27066	88

27067	88
27070	86
27071	86
27072	86
27073	86
27074	87
27075	87
27100	93
27106	93
27107	93
27109	93
27110	93
27111	93
27112	93
27113	93
27115	94
27116	94
27117	94
27207	94
28000	96
28001	96
28002	96
28003	96
28004	96
28005	96
28006	96
28007	96
28009	97
28010	97
28011	96
28012	97
28013	97
28014	97
28015	97
28016	98
28017	99
28018	97
28019	97

28020	98
28021	97
28022	98
28023	98
28024	98
28025	99
28026	99
28027	98
28029	98
28030	99
28031	100
28032	100
28033	100
28034	100
28035	100
28036	101
28037	101
28038	101
28039	101
28040	101
28041	102
28042	112
28046	102
28047	102
28048	103
28049	103
28050	103
28051	103
28052	104
28053	104
28054	104
28055	104
28058	104
28059	104
28060	105
28061	105
28062	105
28063	105

28064	106
28065	106
28066	106
28067	106
28068	107
28069	107
28072	106
28079	108
28080	108
28081	108
28082	108
28083	108
28084	109
28085	109
28086	109
28087	109
28088	109
28089	109
28090	109
28091	109
28092	109
28093	110
28094	110
28095	110
28096	110
28097	110
28098	110
28099	110
28100	111
28101	111
28102	111
28103	111
28104	112
28105	112
28106	112
28108	102
28109	102
28110	113

28111	113
28112	113
28113	113
28114	113
28115	113
28116	113
28117	113
28118	113
28119	113
28130	96
28131	96
28132	96
28133	97
28134	97
28135	98
28136	98
28137	98
28138	101
28139	102
28140	107
28141	107
28142	107
28143	107
28144	107
28903	113
29000	115
29001	115
29002	116
29003	116
29004	116
29005	116
29006	116
29007	117
29008	117
29009	114
29010	114
29011	114
29012	114

29013	115
29014	114
29016	115
29017	118
29018	117
29019	117
29020	117
29021	117
29022	118
29023	118
29024	118
29025	118
29026	118
29027	119
29028	119
29029	119
29030	119
29031	119
29032	120
29033	120
29035	120
29036	120
29038	121
29039	121
29040	121
29041	121
100G	25
125WFG	1
135WFG	2
500G	24
50100	26
50200	27
GTORCH	28
HH-1	39
MM-1	34
VH-1	37
VHD-1	38
VTK-HD-A	36

VTK-MD	35
28145	104
28146	104
29042	122
29043	122
29044	122
29045	122

Yellow fill means new product.

DISTRIBUTED BY



**[WWW.KDARCO.COM](http://WWW.KDARCO.COM)**

📍 3671 New Town Blvd., St. Charles, MO 63301    ☎️ (636) 493-9920