

Your Happy Life  
**Sun Beam**

DESCRIPTION / WARRANTY



**MYUNG SHIN MEDICAL CO.,LTD**

<http://www.msmedi.com>

# Sun Beam



# CONTENTS

1.What is 'sunbeam'?	2
2.Names of each part of 'sunbeam'	3
3.Names of each part of the internal control	4
4.Manual(including operating orders)	5
5.Directions for use	6
6.How to deal with a breakdown	7
7.Size of the product	8
8.Warranty	9




## 1 What is 'sunbeam'?

Sunbeam, which is a thermal equipment conveying Dynamic Wave Energy excellent in absorptive power to the deep part of the body (40~50mm), is effective for helping perspiration alleviate aches of each part of the body and excels in concentrating light by emitting highly efficient Far Infrared Ray in amplifying with heating special Carbon Fiber.

### ■ Carbon Sheet(panel heater)




### ■ Sectional View of Panel Heater





## 2 Names of each part of 'sunbeam'







### 3 Names of each part of the internal control

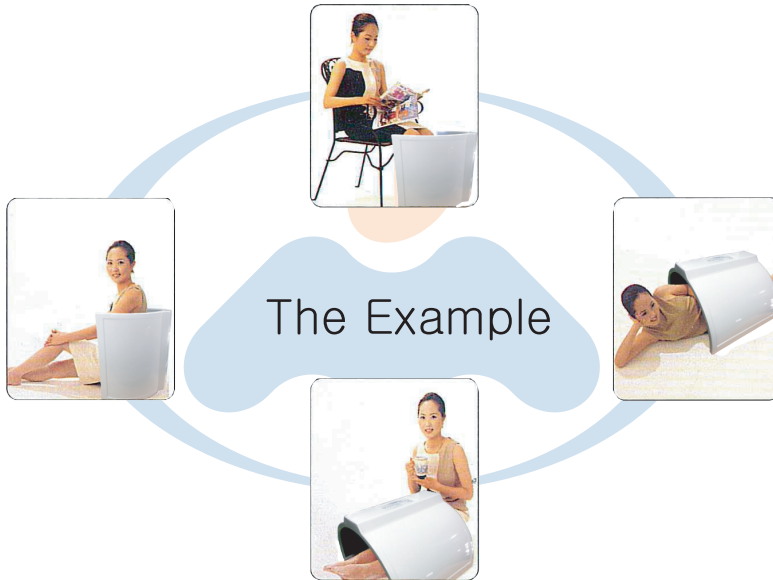


1. TIME : time control button
2. HEAT : temp control button



## 4 Manual (including operating orders)

- 1) Connect the Electric Cable to the outlet
- 2) Switch 'ON'  
[First setting Mode : Time – 8hrs.(on end) , Heat – High]
- 3) Set the proper time pressing Time Button (  )  
[Time Control Function : 20min, 40min, 60min, 120min, 8hrs.(on end)  
Everytime pressing Time Button, setting time is changed.]
- 4) Set the proper temperature pressing Heat Button. (  )  
[Heat Control Function : High–red, Middle–yellow, Low–green]





## 5 Directions in using

- 1) Do not impact on the product.  
Avoid using it at the place there is a lot of moisture.
- 2) Make sure of the Voltage for use
- 3) When using  
Do not put OTHER THINGS on the arch type of the heating plate generating heat .
- 4) Do not take it apart Or remodel.
- 5) Do not use it instead of a heater
- 6) Set the high Heat button because each user has a different constitution.  
Watch out for a burn while using the product for a long time.
- 7) Put the cord off the outlet while not using
- 8) Do not contact with the Heating Surface
- 9) Do not use it with the heating surface upside down.
- 10) Make the weak and the elderly use it under the guardian's directions.
- 11) If there are any defects in using,  
contact the manufacturer or the selling agency.





## 6 How to deal with a breakdown

- When Temperature indicator Lamp Not ON
    - Make sure the electric cord and the outlet are connected well.
    - Make sure electric supply in the outlet is on.
    - Turn on the SWITCH once again.
  - When Time indicator Lamp Not ON
    - After making sure Heat indicator Lamp is ON
    - Turn on the SWITCH once again when Heat indicator Lamp is OFF.
  - When Temperature of the Heating Surface Not going up
    - Make sure Heat indicator Lamp is ON
    - Make sure Time indicator Lamp is ON
- ※When STILL NOT ON following making sure of the above items,  
Apply to the manufacturer OR the selling agency

"Far Infrared Ray remodeled with the science in the capsule"  
"This is your partner for the health"





## 7 Size of the product

Product	sunbeam
Model	MS-660S-B
Electricity supply for input	AC 110V
Frequency	50~60Hz
Maximum Power	350W
consumption Size	660mm(wide) * 540mm(deep) * 385mm(high)
Weight	about 6kg





# WARRANTY

Product	sunbeam	The term of guarantee
Model	MS-660S-B	one year
Item number		
Day of purchase		

Manufacturer	Address	Myung Shin Medical co.,. LTD.
		TEL : 82-62-971-8056
Selling agency	Address	상호
		TEL

※The Warranty should be kept well as it cannot be reissued.

※Please contact the manufacturer or the selling agency for further information on the warranty

※This is the topnotch product made by the Total quality control and the strict inspection.

In case of a breakdown in normal operating of this product, we will repair it for free under warranty

※When a breakdown arises from user's carelessness or fixing and remodeling of the product on user's own. You will cover After-sale service expense under warranty.

광주 첨단과학기지에서 만들었습니다.



**(주)명신메디칼**  
MYUNG SHIN MEDICAL CO.,LTD

Manufacturer

35, Cheomdan venture so-ro 62beon-gil, Buk-gu Gwangju 500-460 Korea

TEL. +82-62-971-8056  
<http://www.msmedi.com>