

# MARCH










## Dr. Seuss

Theodor Seuss Geisel, better known to the world as the beloved Dr. Seuss, was born March 2, 1904 in Springfield, Massachusetts. Ted thanks his mother for both his ability and desire to create the rhymes for which he became so well known. Ted worked as a cartoonist for several magazines before writing and illustrating more than 44 children's books.



**OTHER RESOURCE SITES:**  
[www.seussville.com](http://www.seussville.com)

**OTHER BOOKS BY DR. SEUSS:**  
Red Fish, Blue Fish, One Fish, Two Fish  
The Grinch Who Stole Christmas  
Green Eggs and Ham

-  Approaches to Learning through Play
-  Creative Thinking and Expression
-  Health, Wellness and Physical Development
-  Language and Literacy Development: Reading, Writing, Speaking and Listening
-  Mathematics Thinking and Expression
-  Partnerships for Learning: Families, Learning Environments and Communities
-  Science Thinking and Technology: Exploration, Inquiry and Invention
-  Social Emotional Development
-  Social Studies Thinking: Connecting "Me" to My Community and the Larger World

# The Cat in the Hat

On a rainy afternoon, a large cat in a striped hat comes to visit and creates all sorts of mischief.



📖 Make a list of things to do on a rainy day, such as bake cookies, read books, or play a board game.

👉 The fish in the story is very worried when the Cat comes to stay at the house because he doesn't follow the rules. Create a poster of rules to have at your house when friends come to visit. List rules like Walk, Use Inside Voices, Keep your Hands and Feet to Yourself, Be Respectful. Have a discussion about the rules for being home alone and talking to strangers.

👉 Children should have daily jobs. Working together as a family helps build responsibility. Make a poster with chores for each family member. Some jobs are daily jobs, some are weekly. Decide who can be responsible for each chore and keep track of when each job is completed.

👉 See how many things you can balance at once. Have a balancing relay race - who can go the fastest balancing a paper cup on top of a paper plate, then add other items and keep going?

## OTHER BOOKS ABOUT CATS AND CREATIVITY...

The Cat in the Hat Comes Back by Dr. Seuss      Fire Cat by Esther Averill

I Can Lick 30 Tigers Today! and Other Stories by Dr. Seuss

# Dr. Seuss's ABC

A fun alphabet book.

📖 Practice writing letters. Trace letters in shaving cream or whipped cream. Make them out of rice, play dough, pipe cleaners, noodles or straws.

📖 Create an imaginary animal. Draw it and name it. Use the same letter for its whole name like ones in the book such as Zizzer Zazzer Zuzz, Quacking Quackeroo, Fiffer-Feffter-Fuff. Try to invent one for each letter of the alphabet.

📖 Work with your child to create an ABC book. Write a letter on each page and cut pictures out of magazines that start with each letter. For example, put an apple and an alligator on the A page, a bear and a bee on the B page.

📖 Play "I Spy" with your child. Call out a letter and see if your child can find something in your house that starts with that letter's sound.



## OTHER BOOKS ABOUT THE ALPHABET...

Chicka Chicka, Boom Boom by John Archambault

ABC NYC: A Book About Seeing New York by Joanne Dugan

Alphabeep: A Zipping, Zooming ABC by Debora Pearson

# Wacky Wednesday

This is a fun book to study the pictures and find all the crazy mixed up things that happen one Wednesday morning.

▶ Help your child to learn the days of the week. Then add words to each name that start with the same letter. EX: Munching Monday, Terrific Tuesday. Teach your child the months of the year. Do the same activity, for example, Jumping January, Fantastic February.

▶ Ask your child to search for sets of things that are found in your home or outside. For example, find 1 rock, 2 forks, 3 balls, etc.

😊 Have a family Wacky Day. Everyone can dress in funny clothes, wear 2 different socks, put your shirt on backwards, wear a funny hat, etc. Eat lunch for breakfast, take a backwards walk and talk with silly voices.

📖 The book is filled with rhymes. If you have a copy of Wacky Wednesday, help your child to listen and repeat the rhymes. Make a list of rhyming words and look at the letters that are the same in each word. For example, all and wall, three and gee, cracky and wacky, school and fool, bass and class. Work together to think of more rhyming pairs, like bed and spread, spoon and moon.

## OTHER BOOKS ABOUT WACKY WEEKDAYS...

Just Wacky! by Andy Griffiths

Cookie's Week by Cindy Ward, Tomie dePaola (illustrator)

Today Is Monday by Eric Carle



# Maybe You Should Fly a Jet

A rhyming book all about jobs.

👉 "What do you want to be when you grow up?" If you have a copy of the book, talk about all of the different occupations mentioned. Let your child pick an occupation they are interested in. Explore more about this occupation. Talk about what you have to do to learn that job. For example, a fireman must go to a training school and learn how to drive a truck.

▶ Work together with your child to create a paper airplane. Practice flying your planes and see how far your planes can go!

😊 Help your child to role play a job. Set up a space for a pretend post office, grocery store, restaurant, etc., in your home. Encourage your child to use items and toys around the house. Invite your child's friends to join in the role play.

📖 Develop a list of word families with your child. Start with the -et family. List all the words, both real and silly, that are in that family, (get, vet, pet, get, wet, set, etc.) Think other groups of word families. For example, -ab (cab, tab...), -at (cat, rat...), -ot (hot, pot...)



## OTHER BOOKS ABOUT JOBS...

Curious George Takes a Job by H. A. Rey

Fox on the Job by James Marshall

The Biggest Job of All by Harriet Ziefert