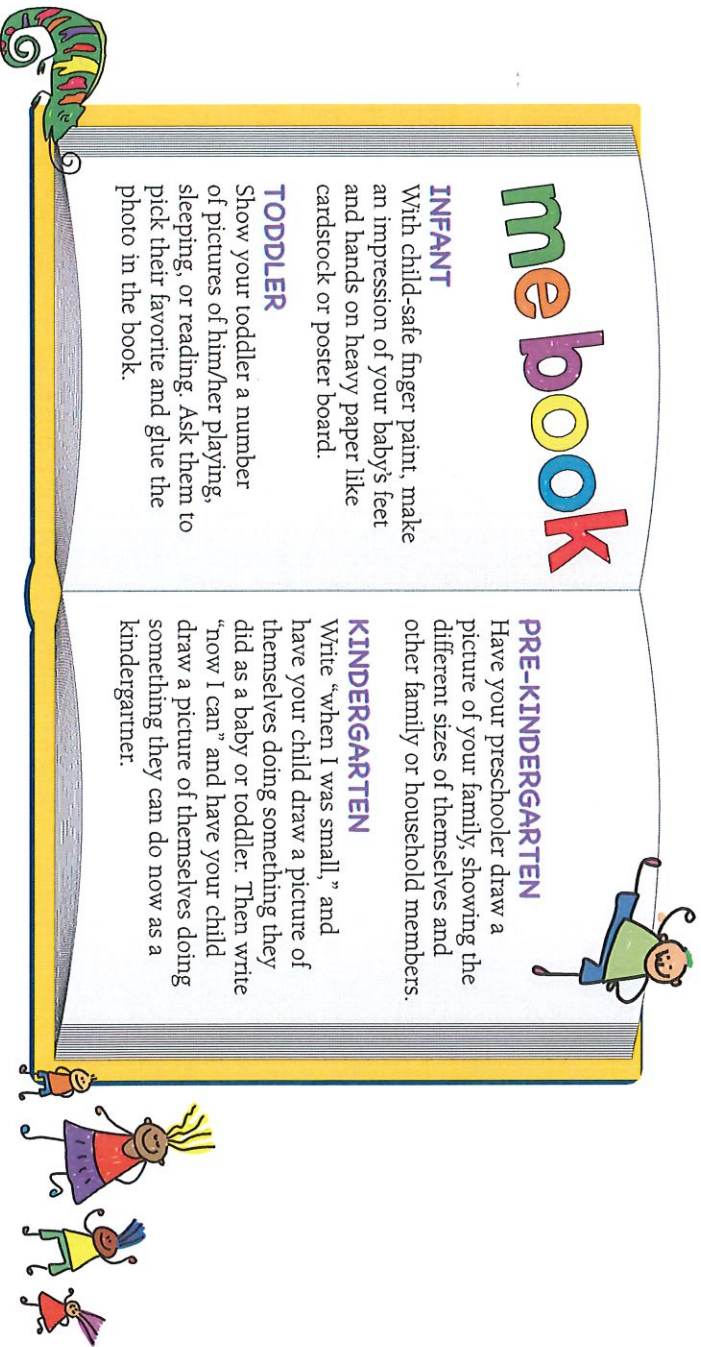




LET'S CELEBRATE MONTH OF THE YOUNG CHILD

Month of the Young Child is a time to focus public attention on the needs of young children and their families. It is also a time to recognize the early childhood programs and services that meet those needs.

Celebrate this month by exploring fun learning activities within your community.



Activity 1: HAVING A BALL!

Key Learning Area: Health, Wellness and Physical Development

INFANT: Play with a ball! Help your baby explore it with his hands, mouth (make sure it is large enough, not to be choking hazard) and eyes. If possible, find a ball that chimes or squeaks, has an interesting texture and/or contrasting colors. Talk to your baby about what he sees, hears or feels.

TODDLER: Play a simple game with your toddler. Roll the ball back and forth and/or a game of catch. Use words like fast, slow, up, down and around as you play the game.

PRE-KINDERGARTEN: Play a game with your preschooler by providing her with a ball and a target or obstacle course. Before she starts ask how many kicks she thinks it will take to hit the target. What is the best way to get the ball to the target?

KINDERGARTEN: Set up an obstacle course with the help of your child. Make up the rules together. Use outdoor chairs, trees or bushes, playground equipment etc. Mix opportunities to kick and throw the ball to build on skills.



Activity 3: READ THE PA ONE BOOK

Visit www.paonebook.org for the PA One Book and to find fun learning activities.

Key Learning Area: Scientific Thinking and Technology

INFANT: Read the PA One Book, pointing out colors and pictures, watching your child for responses. What makes him smile?

TODDLER: When reading the PA One Book, ask your toddler to describe what is happening in different pictures in the book. Talk about the colors or shapes within the book.

PRE-KINDERGARTEN: When reading the PA One Book, ask questions that require descriptions about the story and characters. Talk about what the characters may be thinking or feeling.

KINDERGARTEN: After reading the PA One Book, visit the library to learn about similar books. What makes them similar? Which one is a favorite book and why?



Activity 2: GOING FOR A WALK


Key Learning Area: Language and Literacy Development: Reading, Writing, Speaking and Listening

INFANT: While walking with your baby, note how she responds to different sounds and sensations outside. Talk to her about what she sees and hears. Use simple language, such as, "Do you hear the bird?", "Look at the tree", "Feel the sunshine". Point out the everyday things found outdoors.

TODDLER: Talk with your toddler about what he sees or hears outside. Ask him to label what they see or hear. For example: flower, tree, bird. Start to add additional descriptions to these labels, like "big green tree" or "red flower."

PRE-KINDERGARTEN: During your walk play a searching game of "I spy". Come up with criteria of what you will look for on your walk. For example: Things that are green, things that move fast, things that move slow.

KINDERGARTEN: Bring along a small bag or basket on a walk and encourage your child to start a nature collection. It could be leaves from trees, flowers they can press, or different looking rocks. When you get home, have your child label the objects. These objects can be placed in a box or displayed on a shelf.



Activity 4: THE MUSIC OUTDOORS

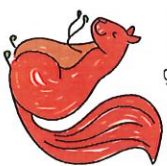
Key Learning Area: Creative Thinking and Expression

INFANT: Encourage your baby to feel the different texture of the grass, flowers, trees, etc. Make up a song about the birds, or the tree, or the sun and how each texture feels.

TODDLER: Listen to the sounds outside (or inside!) with your toddler. Make up a song that includes imitations of the sounds you hear, such as birds singing, a dog barking, horns honking, children laughing, etc.

PRE-KINDERGARTEN: Using the animals outside (birds, squirrels, dogs, etc.), make up a song about the different animals and what they do. Your preschooler can imitate their actions (birds fly, dogs bark, squirrels shake their tails, etc.)

KINDERGARTEN: Using the sounds outside or inside, sing a song about them. Imitate the sounds, using volume and any other identify factors, such as whispering wind in the leaves, the abruptness of a dog's bark, the echo of a car's horn in the city, etc.



APRIL SUGGESTED BOOKS

Growing Up With Tamales/Los tamales de Ana by Gwendolyn Zepeda, April Ward, & Gabriela Baeza Ventura

What a Treasure! by Jane and Will Hillenbrand

Community Helpers from a to Z (Alphabasics)

by Bobbie Kalman & Niki Walker

Hello Benny!: What It's Like to Be a Baby (Growing Up

Stories: What It's Like to Be a Baby) by Robie H.

Harris & Michael Emberley

Growing Up (Play & Discover) by Diane James, Sara Lynn,

& Joe Wright

You're a Community Helper (Pretend Series)

by Karen Bryant-Moie

Jobs People Do by DK Publishing

For more ideas visit www.papromiseforchildren.com