







## Solar Street Light SS16

-  IP65
-  Class I
-  Solar
-  Pole Mounted
-  10KV Surge Protection
-  50K hours lifetime

### Product Features:

- ✓ Monocrystalline solar panels up to 19.8% photoelectric conversion rate
- ✓ Advanced diffuse technology to ensure the uniformity of conversion efficiency Ultra efficient (up to 200 lm/W) LED chips providing excellent lumen output and high stability
- ✓ High capacity LiPO4 battery provides safe and reliable performance.
- ✓ Grade A1 32650 battery with long lifespan more than 2000 cycles
- ✓ Smart controller to optimize the charging efficiency
- ✓ Auto Clean Function 3 Times a day
- ✓ Charging time 5-6 Hours with enough strong shine / Working Time Full charged, 12 hours per day sustain 5~7rainy days , Light and Time Control.




### Product Specifications:

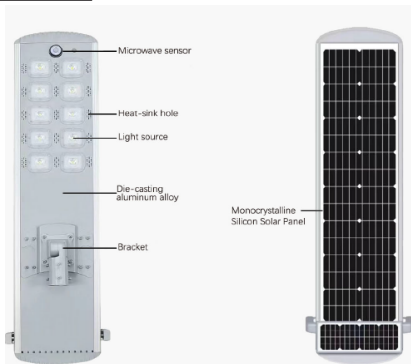
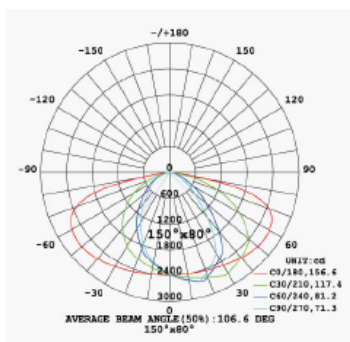
- ✓ Housing: Die-cast Aluminum
- ✓ Solar Panel: Monocrystalline 18V
- ✓ Ambient Temperature: -25~65°C
- ✓ Delivered Lumen output: 180~200lm/W

### Model Selection


Model No.	Wattage	Lumen	Battery V/A	Dimension (mm) LxWxD
SS16-030	30 W	4,800 lm	3.2V/90A	998x373x50
SS16-040	40 W	6400 lm	12.8V/30A	1233x373x50
SS16-050	50 W	8000 lm	12.8V/40A	1393x373x50
SS16-060	60 W	9600 lm	12.8V/46A	1703x373x50
SS16-070	70 W	11000 lm	12.8V/55A	1863x373x50
SS16-080	80 W	16000 lm	25.6V/32A	1560x477x50
SS16-100	100 W	20000 lm	25.6V/42A	1760x477x50
SS16-120	120 W	24000 lm	25.6V/50A	1960x477x50
SS16-150	150 W	30000 lm	25.6V/63A	2560x477x50

### Selectable Options

CCT	Beam Angle	Body Color
 4000K	140°X75°	 Grey
 6500K		



## Solar Street Light SS16



SS16-030

SS16-040

SS16-050

SS16-060

SS16-070



SS16-080

SS16-100

SS16-120

SS16-150