










## Linear HighBay LH05

-  IP65 / IK08
-  Class I
-  AC100-277V
-  Suspended / Optional Bracket
-  Highly recyclable
-  50k Hours Optional
-  Dimming Options
-  Optional Emergency Kits
-  Microwave sensor - Optional



### Product Features:

- ✓ Product design ensures protection against water and dust ingress, making it suitable for outdoor and indoor use in various weather conditions.
- ✓ Offers excellent energy efficiency with a luminous efficacy of 170 lumens per watt (lm/W), ensuring bright and uniform lighting while minimizing energy consumption.
- ✓ Constructed with high-quality die-cast aluminum housing, providing robustness and durability to withstand harsh industrial environments, ensuring long-term reliability and performance.
- ✓ Ideal for illuminating large industrial spaces such as warehouses, manufacturing facilities, gymnasiums, and hangars, providing efficient and effective lighting solutions for various industrial environments
- ✓ Extended Durability with a Lifespan of Up to 50,000 Hours L80





### Product Specifications:

- ✓ Housing: Die-Cast Aluminum Body
- ✓ Diffuser: Clear PC Lens
- ✓ Outstanding Working Temp: -30~50°C
- ✓ Delivered Lumen output: 170lm/W
- ✓ Color Render Index > 70

### Model Selection

Model No.	Wattage	Lumen	Dimension (mm)LxWxH
LH05-240	240 W	40800 lm	480x288x66

### Options: CCT, Finish & Beam Angle

CCT	Beam Angle	Housing
 3000K	 20x100°	<input type="checkbox"/> White
 4000K	 45x100°	
<input type="checkbox"/> 6500K	60/ 90	

