


Classification

Class II 
220 to 240VAC
50Hz

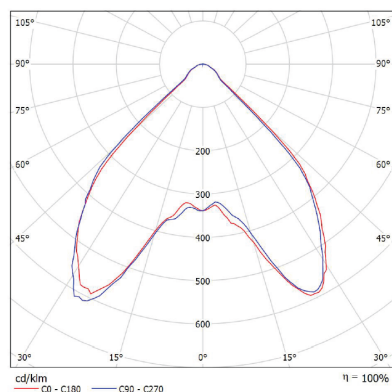
CCT

4000K/6500K
CRI: 80 Ra

Applications

General Lighting
Office
Healthcare
Retail
Education

Light Distribution

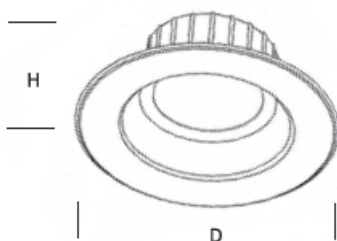


Beam Angle: 90°

Construction:

Body: PA6/PC
Diffuser: Polycarbonate
Ambient temperature: 0° C to +45°C
Installation: Recessed
IP44

Dimensions



COB Downlight Infinity Series

Features:

- High performance SMD design
- No IR or UV radiation
- Precise light distribution and high lumen output
- Easy to install and to adjust
- Eco-friendly, without mercury and any other hazardous substances
- Built in Driver
- Rated lifetime: 30,000 hours



Product Variants

Product Code	Wattage	lumens (lm)	lm/W	Dimension: mm (DxH)	Cutout: mm
FEDL20WINF	20W	2000	100	Ø174x69	Ø150-160 Max
FEDL26WINF	26W	2600	100	Ø244x85	Ø200-230 Max

*Please do not operate with generator power supply as unregulated voltage and spikes might damage the LED source and driver.