








## Flood Light, Reflejo Series

-  IP67, IK10
-  Class I
-  AC100-240V, 50/60Hz
-  Pole Mounted
-  Highly recyclable
-  50K hours
-  Dimming - Optional



### Product Features:

- ✓ The Reflejo series floodlight incorporates a unique patented indirect and reflected PC lens design with an anti-glare optical system, precisely controlling light distribution and minimizing glare.
- ✓ The high-transmittance, indirect polycarbonate lens ensures excellent visual comfort and delivers a high luminous efficacy of 130 lm/W.
- ✓ The luminaire is specifically designed for high-power LED stadium applications, providing uniform illuminance
- ✓ LED modules are precisely adjusted to ensure optimal light distribution, maximizing coverage and uniformity.
- ✓ Built to withstand harsh environments with robust materials, ensuring long-lasting performance and reliability under challenging conditions. Extended Durability with a Lifespan of Up to 50,000 Hours L80.









### Product Specifications:


- ✓ Housing: Marine Grade Aluminum
- ✓ Diffuser: Anti Glare PC Lens
- ✓ Outstanding Temp: -30~50°C
- ✓ Delivered Lumen Output: 130lm/W
- ✓ Color Render Index > 70
- ✓ Power Factor > 0.9

### Model Selection

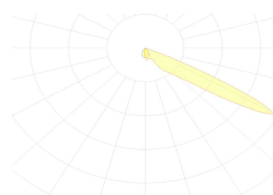
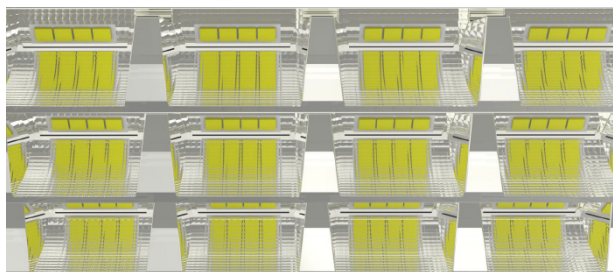
Model No.	Wattage	Lumen	Dimension (mm)LxWxH
FLRE-600	600 W	78000 lm	701x524x186
FLRE-01.2K	1200 W	1156000 lm	1078x537x188

### Selectable Options

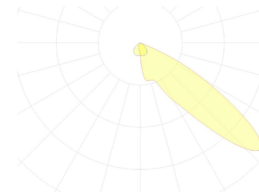
CCT	Beam Angle	Body Color
 4000K	 50°	 Black
 5000K	 60°	 Grey
 5700K		
 6500K		




### Anti-Glare PC Lens Design:



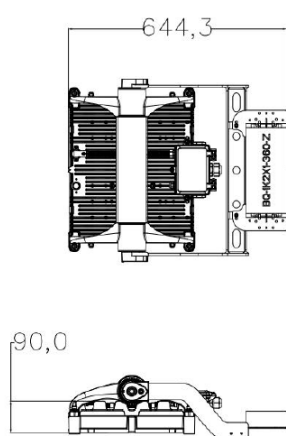
P60



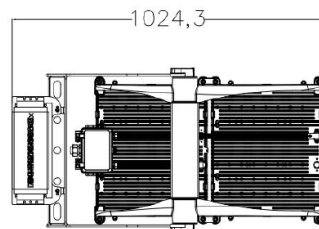
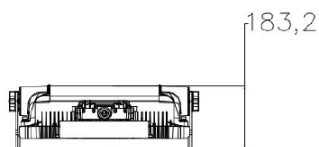
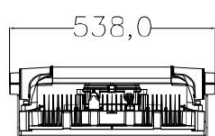
P50



The scale is adjustable in 10° steps, enabling highly precise control of the light beam to suit specific requirements.



**600W**



**1200W**

