

HMIS Forum

1st Quarter 2021



GoToWebinar
March 18, 2021
2:00 – 4:00 p.m.



The Way Home

Your Team

- Agnes Asigbey – Data System Specialist
- Ana Rausch – VP of Program Operations
- Erol Fetahagic – Director of Analytics & Evaluation
- Karen Flores – Analyst Analytics & Evaluation
- Kelita Beechum – Data System Manager
- Lindsey Grubbs – Data System Specialist
- Yvette Fuentes – Associate Analytics & Evaluation
- Heady Cassidy – Program Operation Coordinator
- Scot More – Senior Associate HMIS / Homeless Court Administrator



Agenda

- Welcome & Introductions
- System & Security Update
- CCHP
- System Performance Measurement & LSA
- Software Updates
- HMIS Site Visits
- Data Quality Issues
- HMIS Support Committee
- HMIS Security Training
- Q&A



The Way Home

Welcome to our newest HMIS Participating Agency

- Ivy's Transitional Housing for God's People



Point-in-Time Count

Thank you
for participating in the
2021 Point-in-Time Homeless Count!!!
Results will be released on
March 24, 2021.



HMIS Security Training

- Security trainings were conducted throughout the month of February & first week of March.
- Only approximately 43% of the more than 800 HMIS Users took the training (it was only 10 minutes).
- If you did not complete the HMIS Security Training please stay until the end of the Forum and it will be covered.





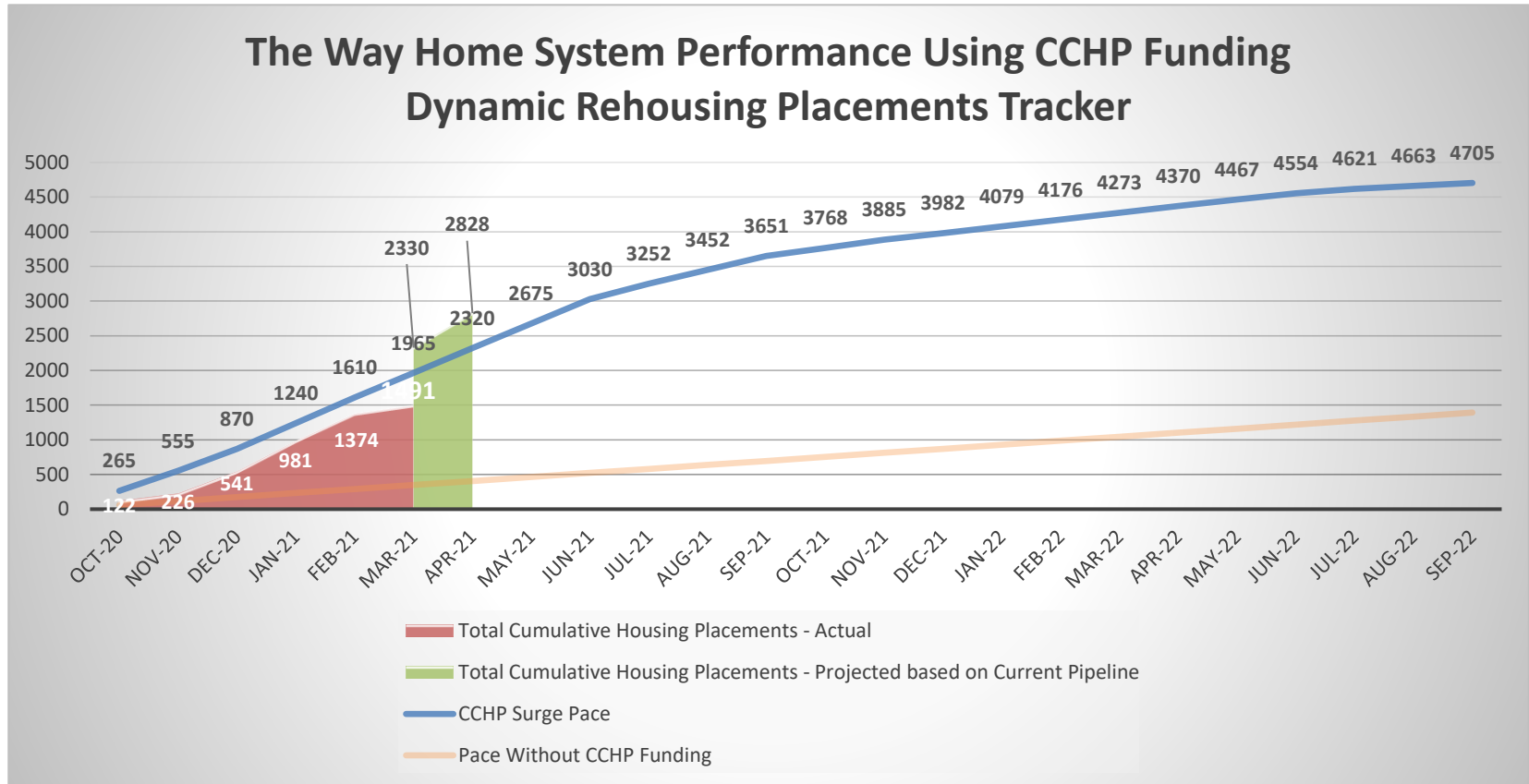
Community COVID Housing Program (CCHP)

March 11, 2021

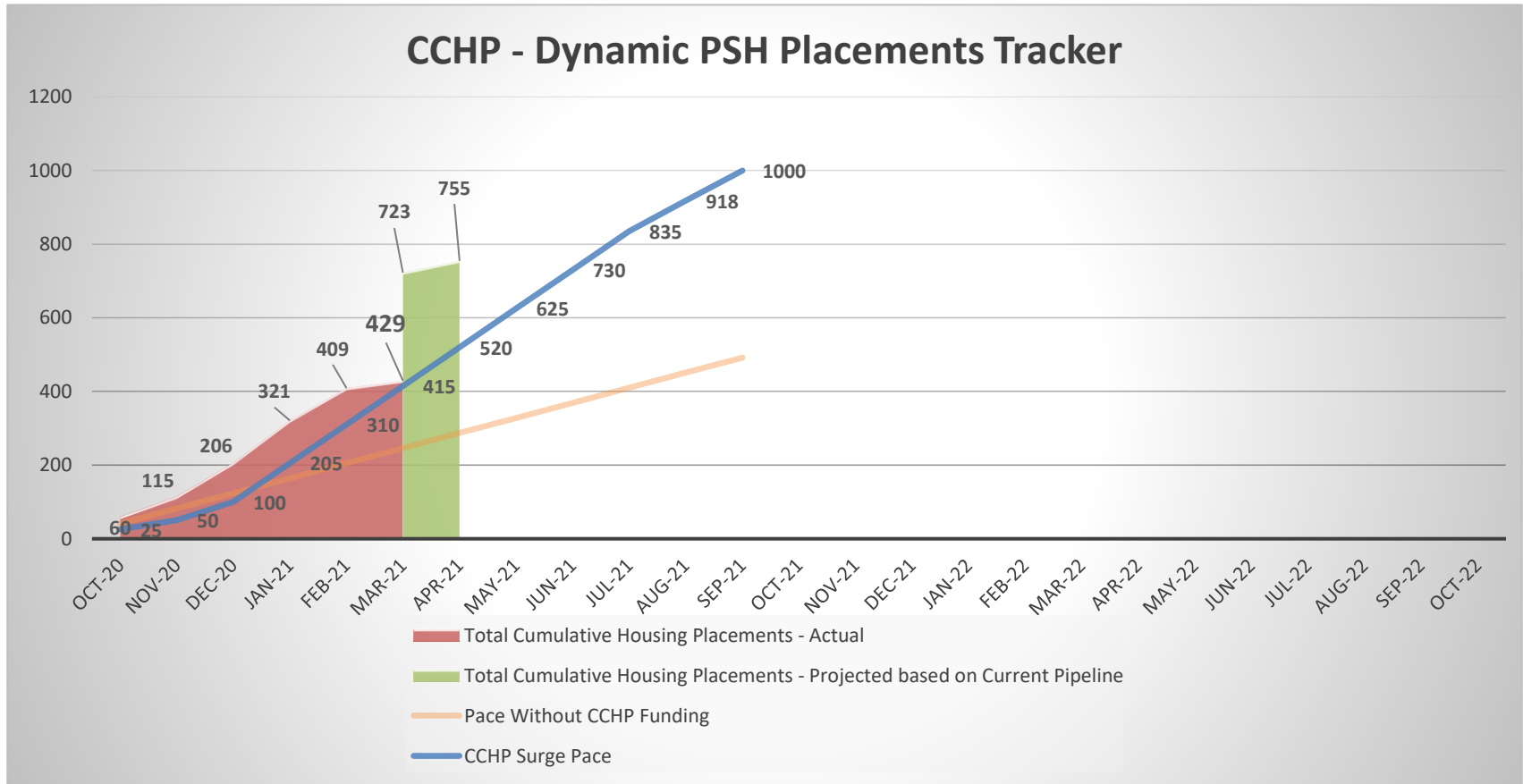


The Way Home

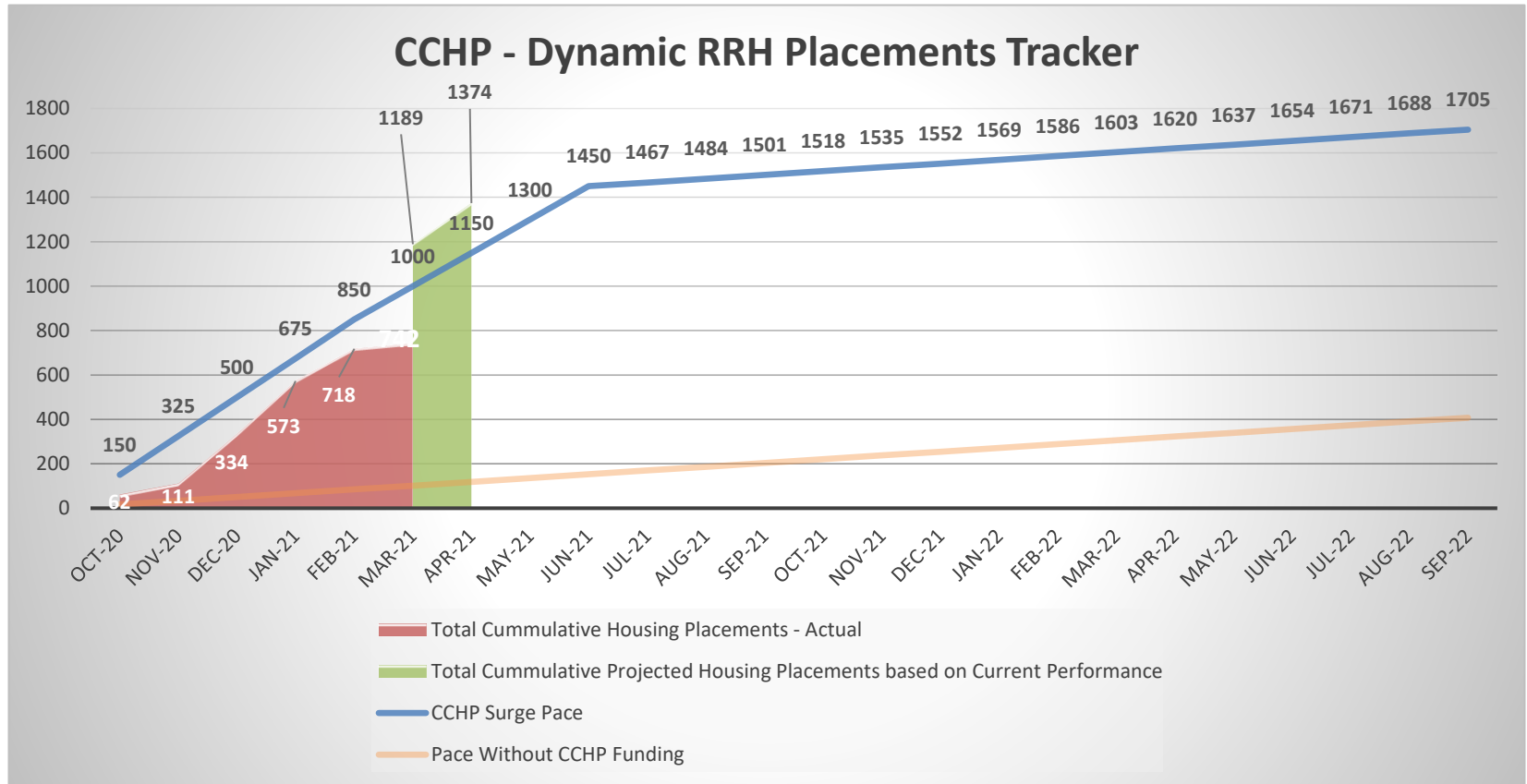
Community COVID Housing Program



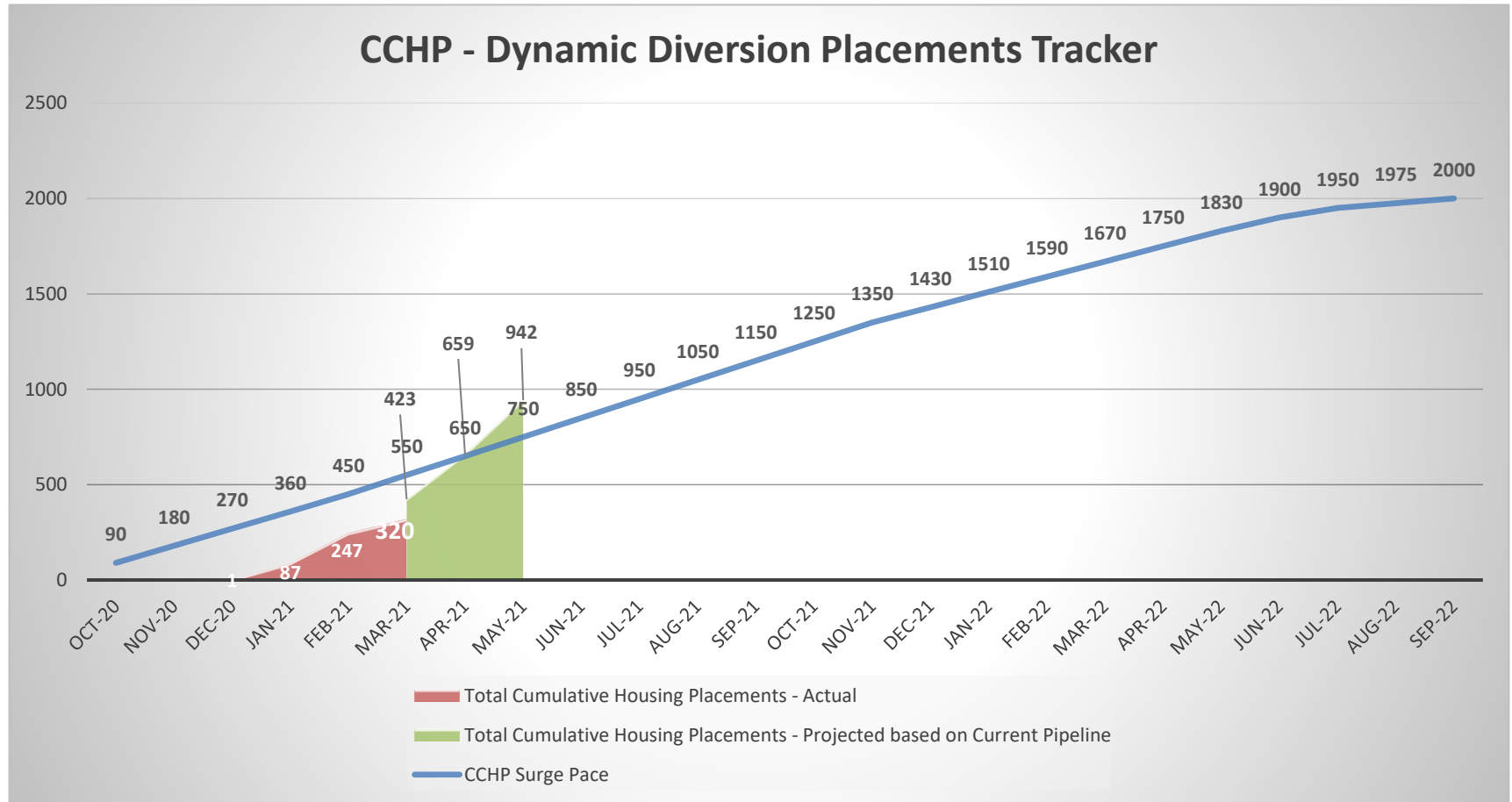
Community COVID Housing Program



Community COVID Housing Program

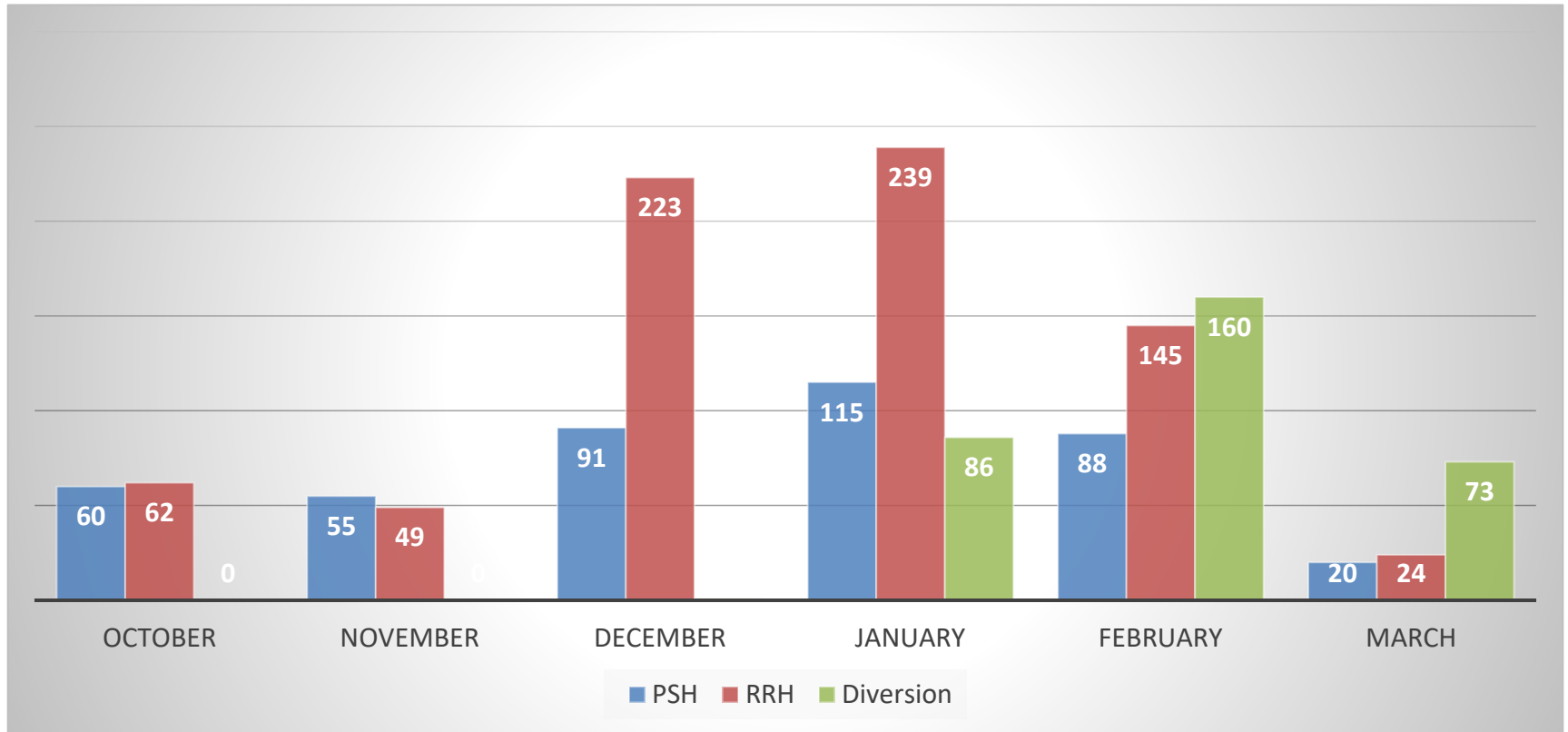


Community COVID Housing Program

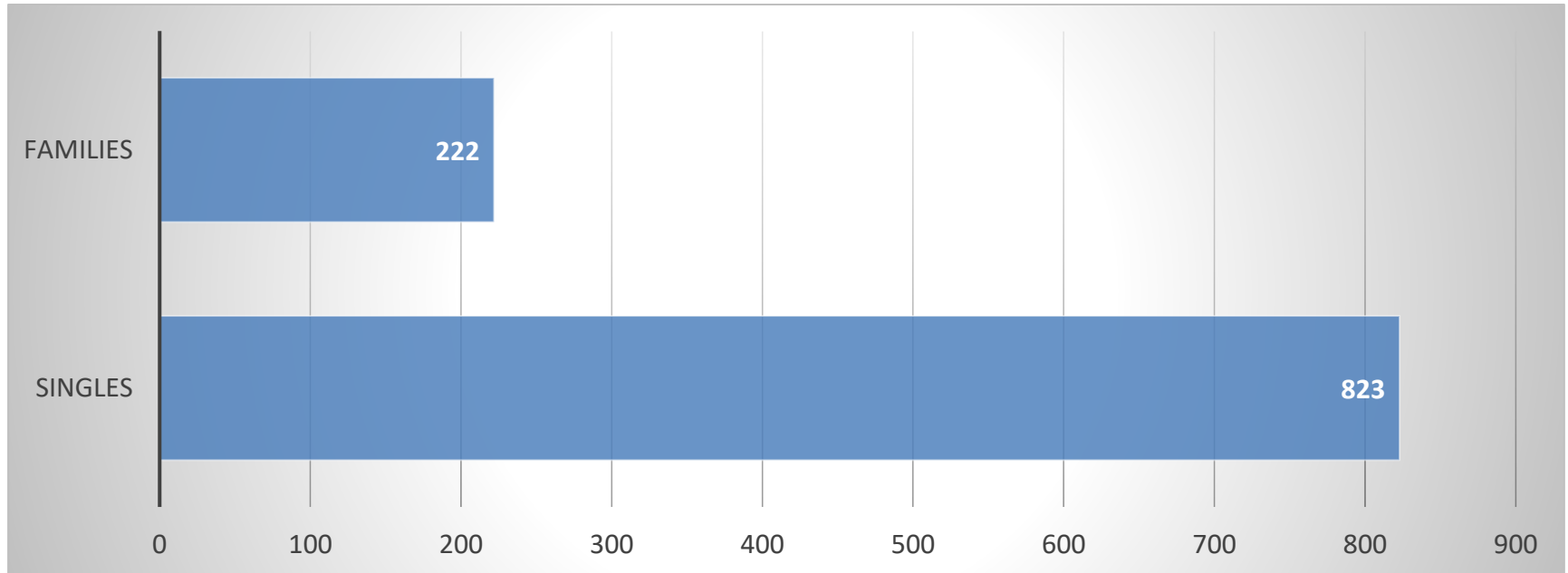


Community COVID Housing Program

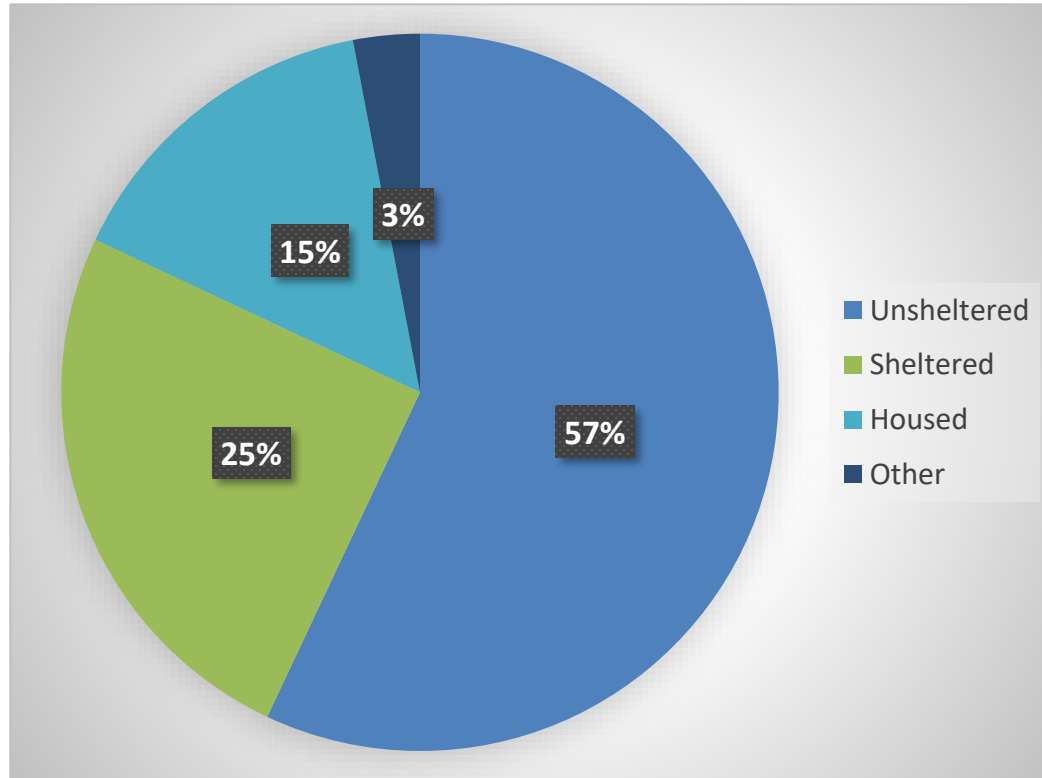
Monthly Placements



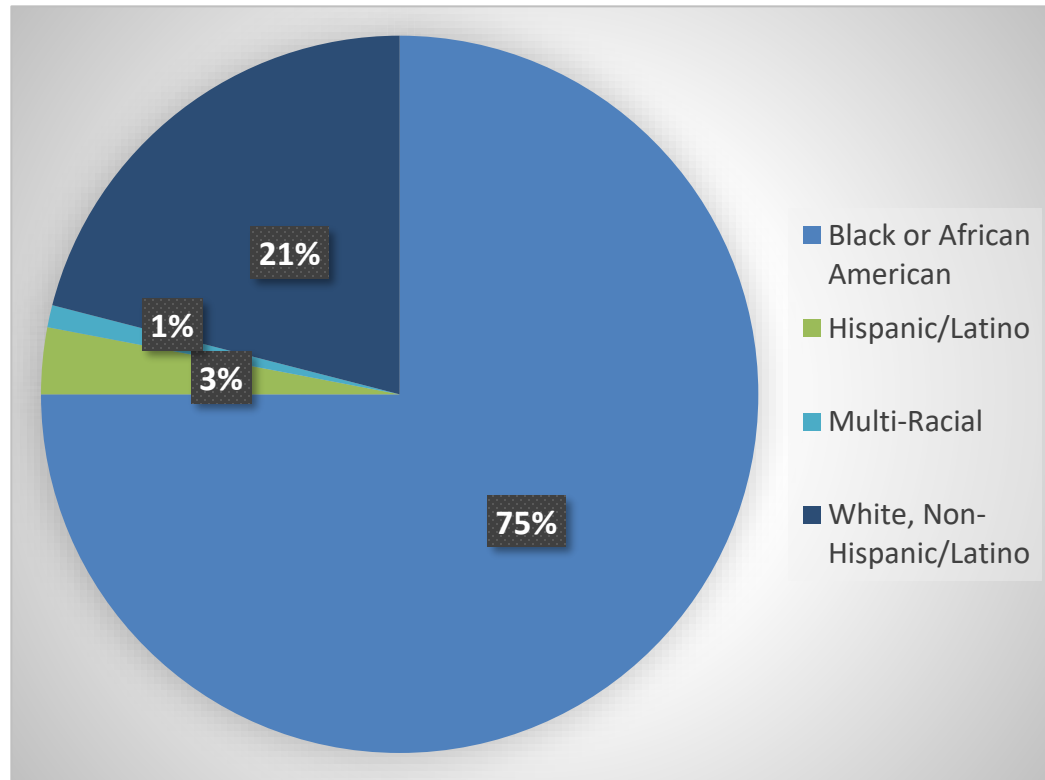
Community COVID Housing Program



Community COVID Housing Program



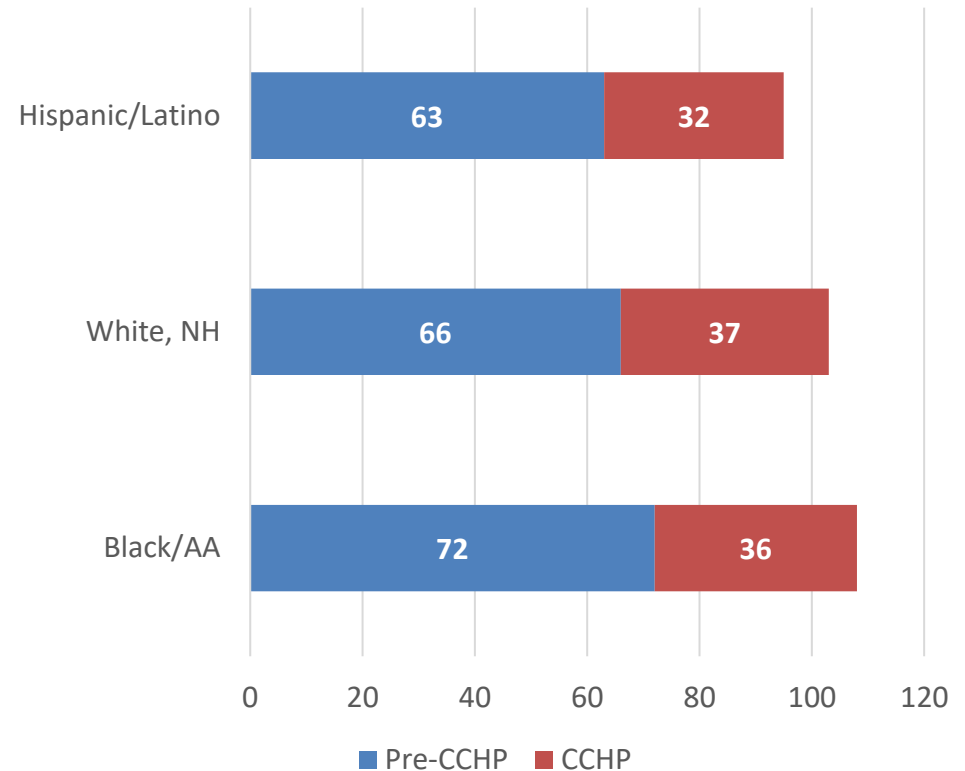
Community COVID Housing Program



Community COVID Housing Program

Race/Ethnicity - Referral to Lease- Up

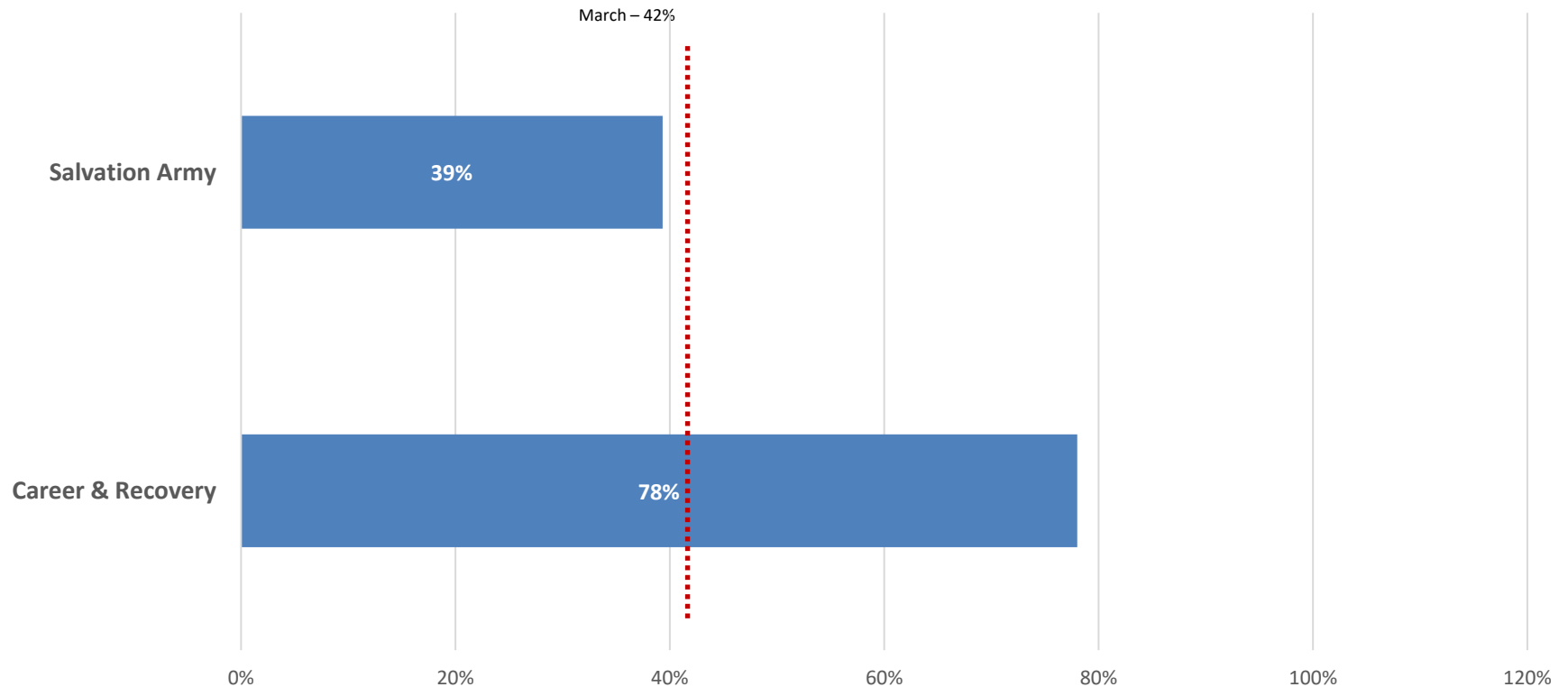
- Unit acquisition & holding fees could have some effect on equalizing time to housing across racial demographics



The Way Home

Community COVID Housing Program

CCHP PSH Agencies



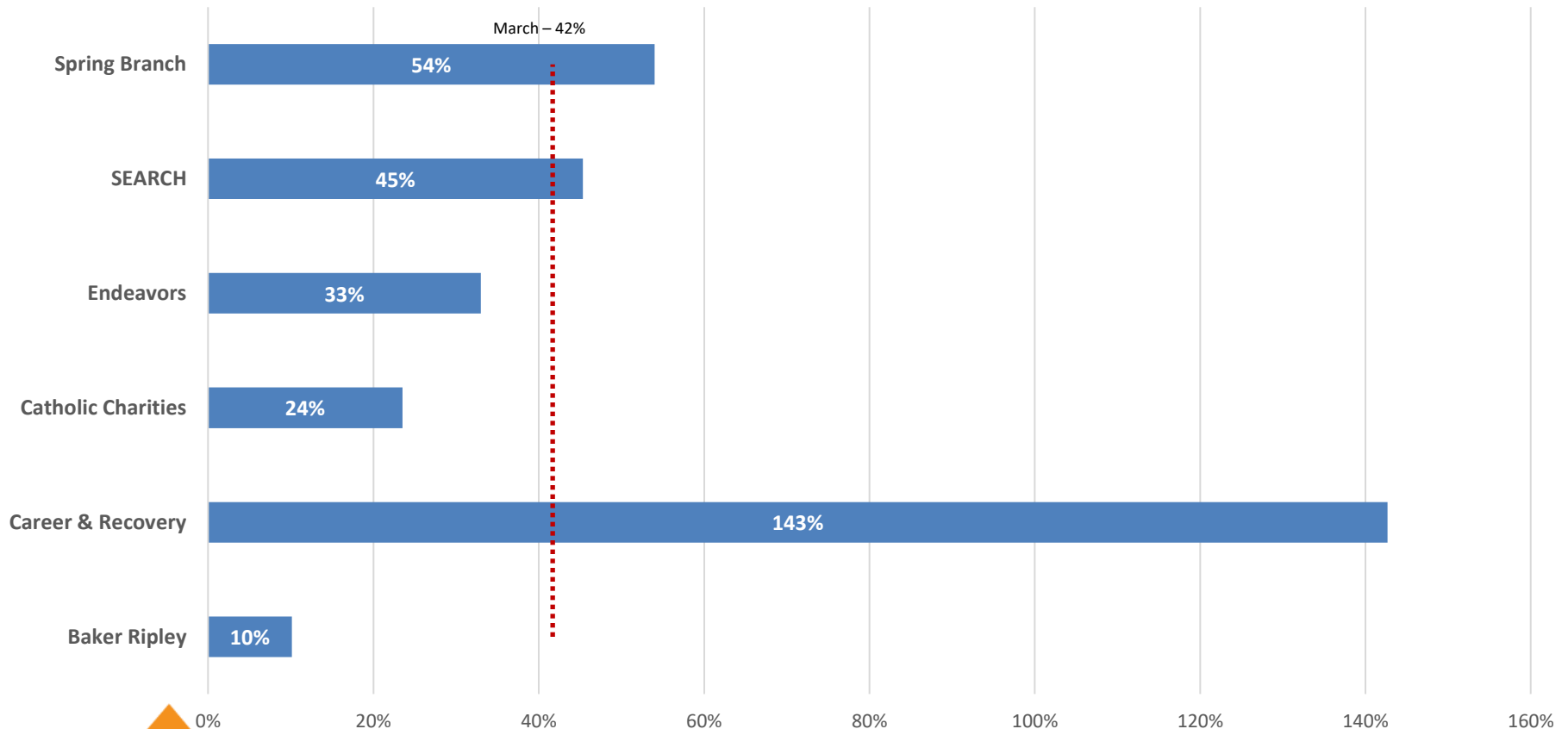
- Data represents percentage towards goal



The Way Home

Community COVID Housing Program

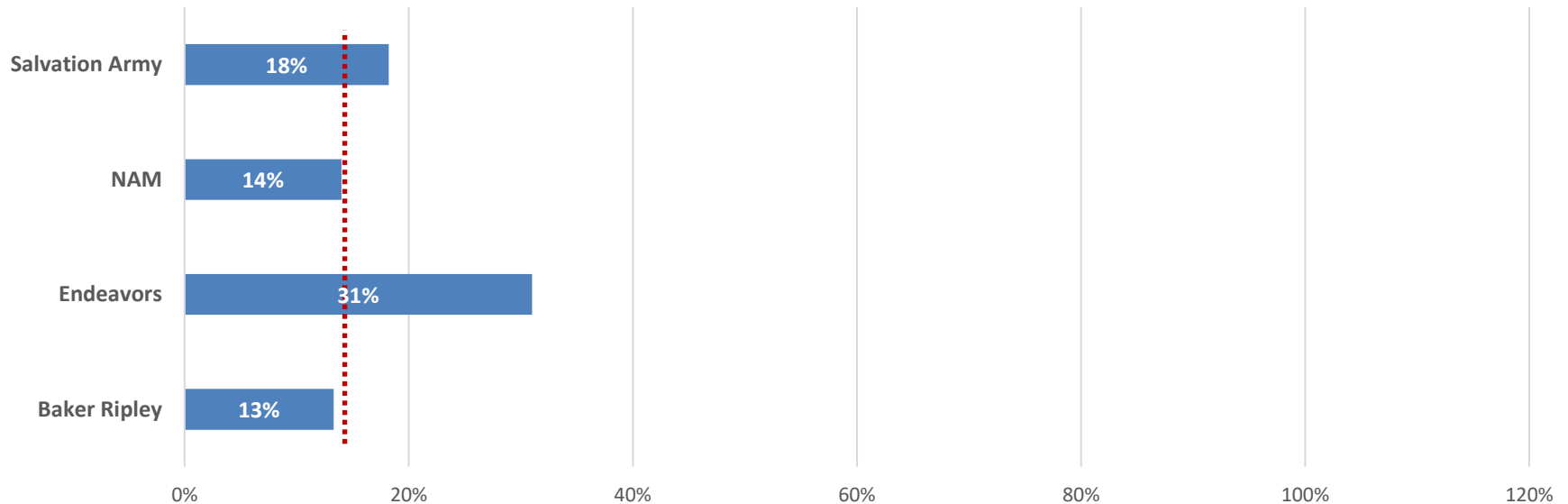
CCHP RRH Agencies



Community COVID Housing Program

CCHP Diversion Agencies

- March – 14%



The Way Home



Thank you for submitting your
issues via Issuetrak.

Annie Damon – The Beacon
Rhonda Adams – Ave 360



The Way Home

System Update – Annual Numbers

	2019	2020	Change
Organizations	91	104	+ 14.2%
Projects	268	289	+ 7.8%
Users	1,060	1,167	+ 10.1%
All Clients	56,195	45,161	- 18.6%
Clients in Homeless Assistance Projects*	30,353	23,257	- 23.4%

* E. Shelter, Trans. Housing, PSH, RRH, Safe Haven, Street Outreach + Homeless in Services Only & Day Shelters



System Update

– Assessed & Placed

	2019	2020	Change
Households Assessed by CA	6,380	5,037	- 21.1%
Persons Placed in RRH	1,257	997	- 20.7%
Persons Placed in PSH	951	900	- 5.3%
Persons Exited to Permanent Housing*	5,187	3,270	- 37.0%

- Exits from E. Shelter, Trans. Housing, PSH, RRH, Safe Haven, and Street Outreach



System Performance Measurement

- Annual HUD system report
- Includes all residential and street outreach projects
- Covers the last Fiscal Year (Oct 2019-Sep 2020)
- Affects the annual CoC NOFA award amount



SPM Length of Time Homeless

a. This measure is of the client's entry, exit, and bed night dates strictly as entered in the HMIS system.

	Universe (Persons)		Average LOT Homeless (bed nights)			Median LOT Homeless (bed nights)		
	Submitted FY 2019	FY 2020	Submitted FY 2019	FY 2020	Difference	Submitted FY 2019	FY 2020	Difference
1.1 Persons in ES and SH	9276	6872	63	78	15	27	31	4
1.2 Persons in ES, SH, and TH	10273	7779	97	112	15	36	42	6

b. This measure is based on data element 3.17.

	Universe (Persons)		Average LOT Homeless (bed nights)			Median LOT Homeless (bed nights)		
	Submitted FY 2019	FY 2020	Submitted FY 2019	FY 2020	Difference	Submitted FY 2019	FY 2020	Difference
1.1 Persons in ES, SH, and PH (prior to "housing move in")	11161	8451	367	433	66	99	139	40
1.2 Persons in ES, SH, TH, and PH (prior to "housing move in")	12152	9356	434	477	43	118	166	48



SPM Returns to Homelessness

	Total # of Persons who Exited to a Permanent Housing Destination (2 Years Prior)	Returns to Homelessness in Less than 6 Months		Returns to Homelessness from 6 to 12 Months		Returns to Homelessness from 13 to 24 Months		Number of Returns in 2 Years		Diff. from FY 19
		FY 2020	% of Returns	FY 2020	% of Returns	FY 2020	% of Returns	FY 2020	% of Returns	
Exit was from SO	680	182	27%	24	4%	36	5%	242	36%	+14%
Exit was from ES	1586	234	15%	60	4%	99	6%	393	25%	-7%
Exit was from TH	507	75	15%	31	6%	25	5%	131	26%	-2%
Exit was from SH	35	5	14%	5	14%	6	17%	16	46%	N/A
Exit was from PH	3523	452	13%	128	4%	183	5%	763	22%	+5%
TOTAL Returns to Homelessness	6331	948	15%	248	4%	349	6%	1545	24%	0%



SPM Number of Homeless

	January 2019 PIT Count	January 2020 PIT Count	Difference
Universe: Total PIT Count of sheltered and unsheltered persons	3938	3974	36
Emergency Shelter Total	1662	1706	44
Safe Haven Total	39	25	-14
Transitional Housing Total	623	587	-36
Total Sheltered Count	2324	2318	-6
Unsheltered Count	1614	1656	42

	Submitted FY 2019	FY 2020	Difference
Universe: Unduplicated Total sheltered homeless persons	10273	7911	-2362
Emergency Shelter Total	9256	7010	-2246
Safe Haven Total	67	34	-33
Transitional Housing Total	1541	1285	-256



SPM Income Growth (CoC-funded projects)

	Submitted FY 2019	FY 2020	Difference
Universe: Number of adults (system stayers)	1158	1555	397
Number of adults with increased total income	456	502	46
Percentage of adults who increased total income	39%	32%	-7%

	Submitted FY 2019	FY 2020	Difference
Universe: Number of adults who exited (system leavers)	1051	878	-173
Number of adults who exited with increased total income	372	339	-33
Percentage of adults who increased total income	35%	39%	4%



SPM First Time Homeless

	Submitted FY 2019	FY 2020	Difference
Universe: Person with entries into ES, SH or TH during the reporting period.	9302	6330	-2972
Of persons above, count those who were in ES, SH, TH or any PH within 24 months prior to their entry during the reporting year.	2070	1563	-507
Of persons above, count those who did not have entries in ES, SH, TH or PH in the previous 24 months. (i.e. Number of persons experiencing homelessness for the first time)	7232	4767	-2465

	Submitted FY 2019	FY 2020	Difference
Universe: Person with entries into ES, SH, TH or PH during the reporting period.	12373	8516	-3857
Of persons above, count those who were in ES, SH, TH or any PH within 24 months prior to their entry during the reporting year.	3621	2375	-1246
Of persons above, count those who did not have entries in ES, SH, TH or PH in the previous 24 months. (i.e. Number of persons experiencing homelessness for the first time.)	8752	6141	-2611



SPM Successful Placements from Street Outreach

	Submitted FY 2019	FY 2020	Difference
Universe: Persons who exit Street Outreach	3388	2935	-453
Of persons above, those who exited to temporary & some institutional destinations	758	323	-435
Of the persons above, those who exited to permanent housing destinations	315	443	128
% Successful exits	32%	26%	-6%



The Way Home

SPM Successful Placements/Retention

	Submitted FY 2019	FY 2020	Difference
Universe: Persons in ES, SH, TH and PH-RRH who exited, plus persons in other PH projects who exited without moving into housing	9623	7537	-2086
Of the persons above, those who exited to permanent housing destinations	3140	2270	-870
% Successful exits	33%	30%	-3%

	Submitted FY 2019	FY 2020	Difference
Universe: Persons in all PH projects except PH-RRH	5386	6021	635
Of persons above, those who remained in applicable PH projects and those who exited to permanent housing destinations	5128	5754	626
% Successful exits/retention	95%	96%	1%



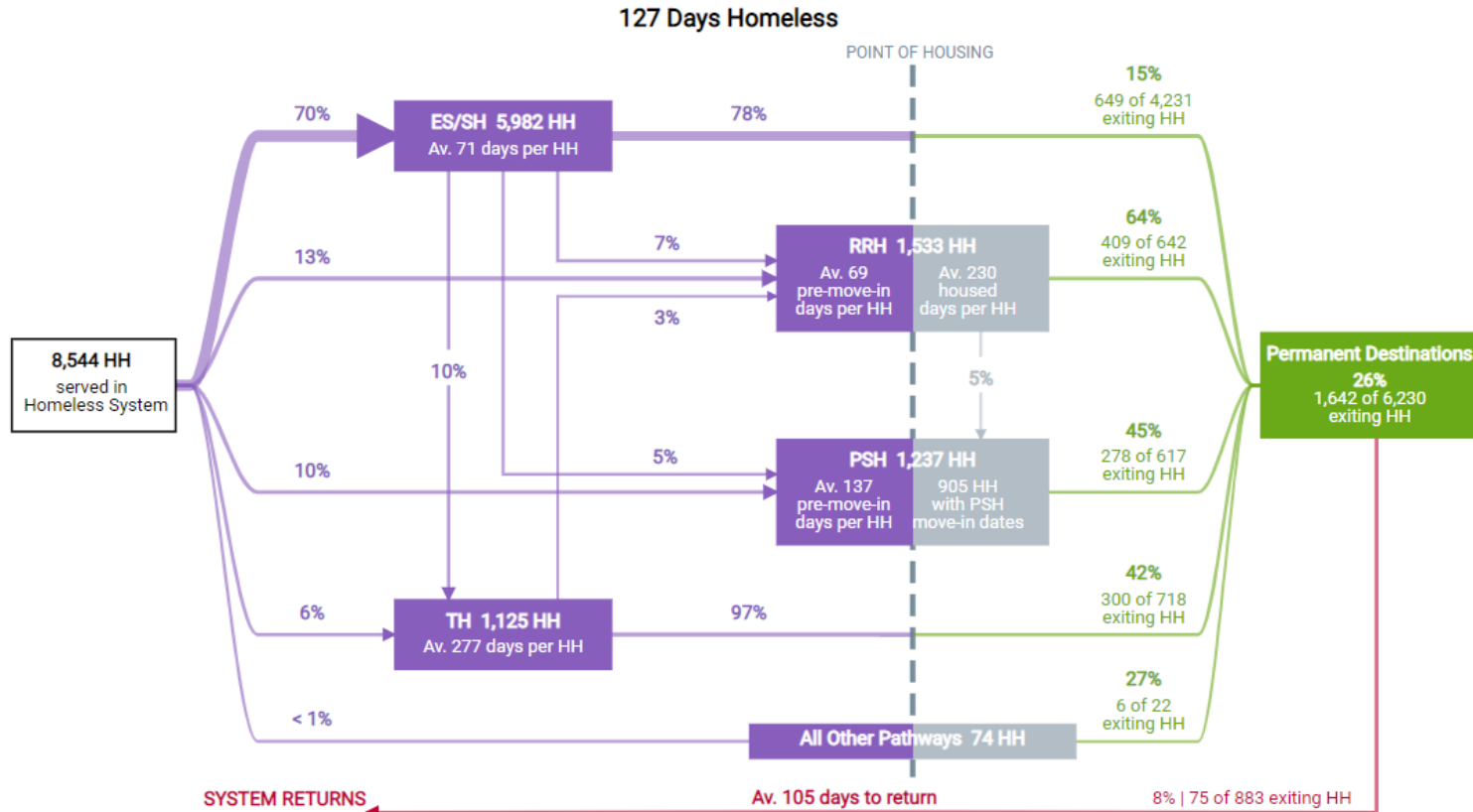
Longitudinal System Analysis (LSA)

- Annual HUD system report
- Includes all residential projects
- Covers the last Fiscal Year (Oct 2019-Sep 2020)
- Provides detailed analysis in the Stella P section
- Currently not available to the public



LSA Stella System Map

■ Emergency Shelter/Safe Haven (ES/SH), Transitional Housing (TH)
 RRH/PSH Prior to Housing move-in
 ■ Rapid Re-Housing (RRH), Permanent Supportive Housing (PSH)
 ■ Exits to Permanent Destinations
 ■ Returns



Software Changes

- HMIS Data Standards Updates
 - Effective October 1
 - Required by HUD & Federal Partners
 - Applicable to all HMIS & DV projects
- Local CoC Customizations
 - Developed by the Lead Agency based on the input from workgroups, providers, or local funders
 - More frequent, but may still require software sync
 - Must be in line with the HMIS Data Standards



Software Changes



- New custom element: Date of Death
- Entered under Edit Client

Gender: * Male ▼

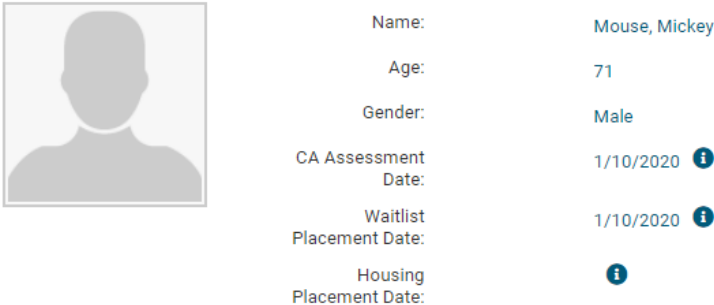
Veteran Status: * Yes ▼

Primary Language: English ▼

This person has passed away: ☒ ←

Date of Death: 02/28/2021   ←


- Displayed on the Client Dashboard





Name: Mouse, Mickey

Age: 71

Gender: Male

CA Assessment Date: 1/10/2020 

Waitlist Placement Date: 1/10/2020 

Housing Placement Date: 

COVID Test Result:

Date of Death:

2/28/2021



Thank you for attending HMIS Security Training.

Morris Cole- Volunteers of America
Yolanda Brown- The Salvation Army
Bryan Jackson – The Salvation Army



The Way Home

HMIS Support Committee

- Preston Witt – Harmony House
- Neysa Gavion – West Houston Assistance Ministries
- Shaya Khorsandi – City of Houston Mayor’s Office
- Earnest Dyer – The Salvation Army
- Jonathan Danforth – SEARCH Homeless Services
- Yvonne Benamar Gonzales – Avenue 360
- Scot More – Coalition for the Homeless
- Omar Sesay – The Harris Center
- Tamela Olive – Star of Hope
- Susan Keith Broussard – Healthcare for the Homeless



HMIS Site Visits

- This year HMIS Site Visits are being scheduled.
- Purpose was to confirm housing site setup for the Housing Inventory Chart (HIC) as well as to prepare scoring for the upcoming NOFA.
- If your agency did not receive a site visit, please let Kelita Beechum know, and she will follow up. All other agencies will receive a HMIS site visit later this year.



HMIS Reminders



HMIS Changes

- HMIS staff should be immediately made aware of all changes
- Programs
 - All clients must be exited and checked out of program by program end date
- Housing
 - If program is HUD funded, approval of changes must accompany all request



HMIS Issues

- Issues have to be tracked for reporting purposes.
- Do not email HMIS staff directly unless instructed to do so.
- Use any of the following methods for assistance:
 - Go to <https://hmissupport.homelesshouston.org>
 - Call the Help Desk
 - ☐ 832-531-6020 or 832-531-6014
 - ☐ Monday – Thursday
 - Send an email to hmis@homelesshouston.org
- Everyone has a username and password



2021 HMIS Forum Dates

Mark your calendars!!!

- June 17, 2021, 2 pm
- September 16, 2021, 2 pm
- December 16, 2021, 2 pm



The Way Home

Q & A

Thank you for participating!



The Way  Home