

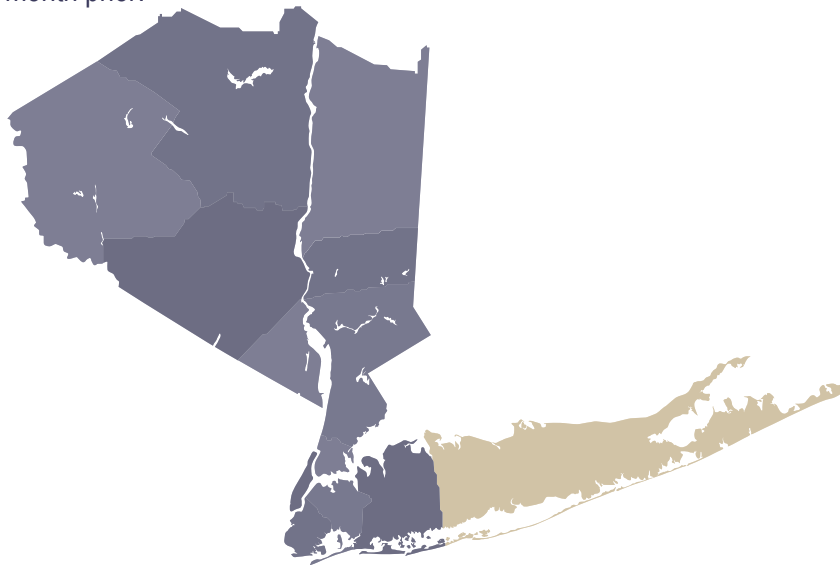
One¹Key[®] Suffolk County MLS Market Update

The One Source Real Estate Marketplace

November 2023

Suffolk County reported a residential closed median sale price of \$600,000 in November 2023, representing a 10.10% increase from \$545,000, reported on the MLS in November 2022. There were 1,002 closed and 1,012 pending residential transactions reported in November 2023, following 1,129 closed and 1,134 pending transactions reported the prior month.

The **OneKey MLS Regional Area** reported a closed median sale price of \$615,000 in November 2023, representing an increase of 7.00% as compared to the reported \$575,000 in November 2022. Across the regional coverage area, there were 3,847 closed residential transactions and 3,828 pending transactions, following 4,321 closed and 4,288 pending transactions reported the month prior.



Closed Median Sale Price 2
Pending Median Sale Price 3
Closed Transactions 4
Pending Transactions 5

*Note that Condo Sales reflected in the bar graphs include listings with HOA fees.

Suffolk, easternmost in NY, offers diverse suburban and rural housing options, like rustic farmhouses, modest homes, beach bungalows, and modern apartments. Locals suggest the Walt Whitman Historic Site, Wertheim National Wildlife Refuge, Fire Island National Seashore, and numerous wineries, gourmet restaurants, and bustling downtown districts.

Sold Property Median Price for:

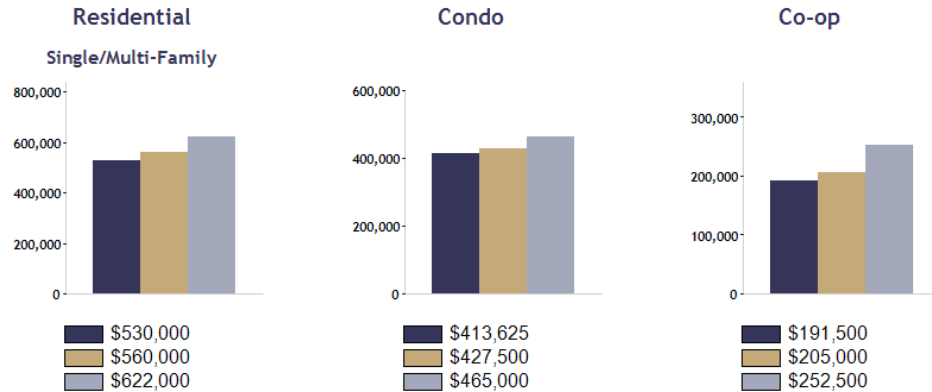
Location: Suffolk (County)

Date Range

Nov 2021	Nov 2022	Nov 2023
----------	----------	----------

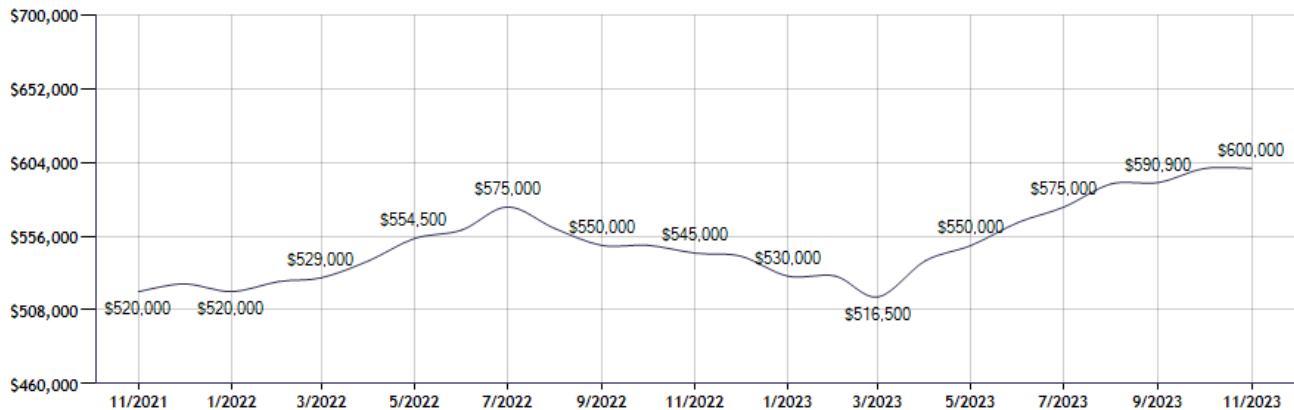
Current Available Inventory - 2,602
Current Median List Price - \$749,000

Residential, Condo, Co-op Properties



Month	Current Year	Prior Year	% Change
Nov-2023	\$600,000	\$545,000	10.1
Oct-2023	\$600,000	\$550,000	9.1
Sep-2023	\$590,900	\$550,000	7.4
Aug-2023	\$590,000	\$561,000	5.2
Jul-2023	\$575,000	\$575,000	0.0
Jun-2023	\$565,000	\$560,000	0.9
May-2023	\$550,000	\$554,500	-0.8
Apr-2023	\$540,000	\$540,000	0.0
Mar-2023	\$516,500	\$529,000	-2.4
Feb-2023	\$530,000	\$526,500	0.7
Jan-2023	\$530,000	\$520,000	1.9
Dec-2022	\$543,000	\$525,000	3.4

Sold Property Median Price for: Location: Suffolk (County) (Last 24 Months - Residential, Condo, Co-op Properties)



Note: Information displayed in the data table is compiled by OneKey® MLS and represents a combined total of Residential, Condo, Co-op Properties sales for the selected time frame. Only available data will be displayed. Please note that small data samples will skew the % of change year to year. This information is intended for marketing purposes only. To access more detailed market reports visit <https://www.onekeymls.com/market-statistics>

Pending Sales Median Price for:

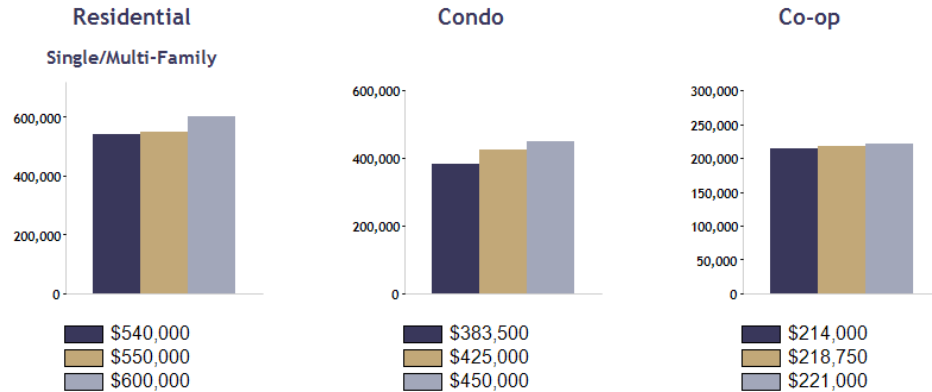
Location: Suffolk (County)

Date Range

Nov 2021	Nov 2022	Nov 2023
----------	----------	----------

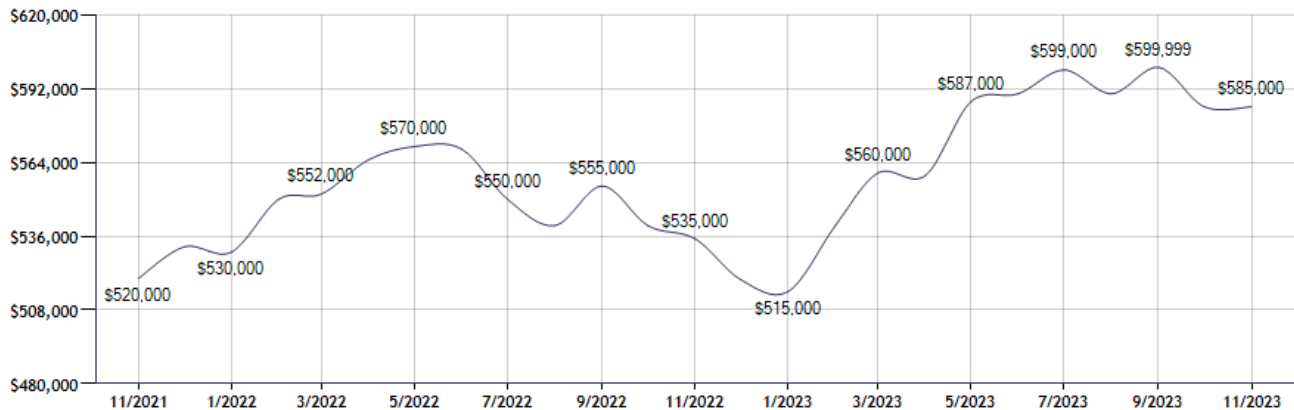
Current Available Inventory - 2,604
Current Median List Price - \$749,000

Residential, Condo, Co-op Properties



Month	Current Year	Prior Year	% Change
Nov-2023	\$585,000	\$535,000	9.3
Oct-2023	\$585,000	\$540,000	8.3
Sep-2023	\$599,999	\$555,000	8.1
Aug-2023	\$590,000	\$540,000	9.3
Jul-2023	\$599,000	\$550,000	8.9
Jun-2023	\$590,000	\$569,000	3.7
May-2023	\$587,000	\$570,000	3.0
Apr-2023	\$559,000	\$565,000	-1.1
Mar-2023	\$560,000	\$552,000	1.4
Feb-2023	\$540,000	\$550,000	-1.8
Jan-2023	\$515,000	\$530,000	-2.8
Dec-2022	\$519,500	\$532,000	-2.3

Pending Sales Median Price for: Location: Suffolk (County) (Last 24 Months - Residential, Condo, Co-op Properties)



Note: Information displayed in the data table is compiled by OneKey® MLS and represents a combined total of Residential, Condo, Co-op Properties sales for the selected time frame. Only available data will be displayed. Please note that small data samples will skew the % of change year to year. This information is intended for marketing purposes only. To access more detailed market reports visit <https://www.onekeymls.com/market-statistics>

Sold Property Counts for:

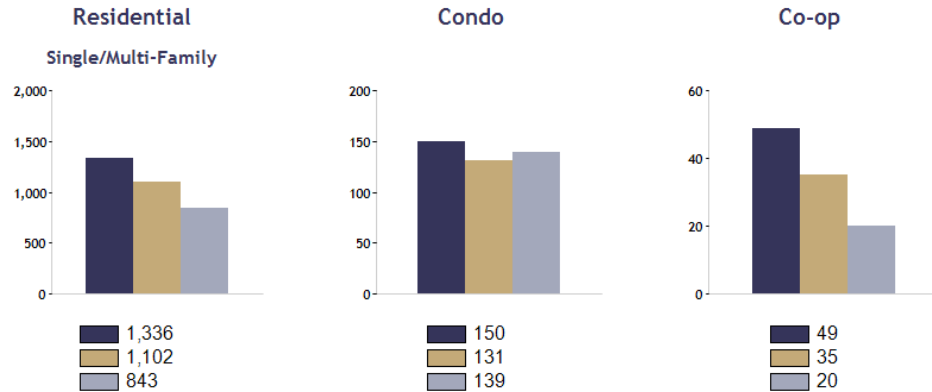
Location: Suffolk (County)

Date Range



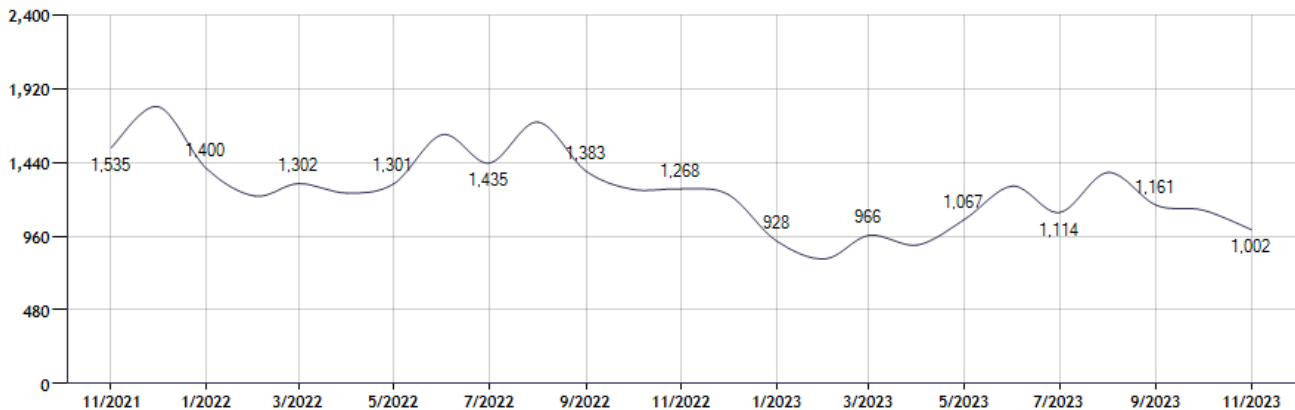
Current Available Inventory - 2,603
Current Median List Price - \$749,000

Residential, Condo, Co-op Properties



Month	Current Year	Prior Year	% Change
Nov-2023	1,002	1,268	-21.0
Oct-2023	1,129	1,264	-10.7
Sep-2023	1,161	1,383	-16.1
Aug-2023	1,374	1,702	-19.3
Jul-2023	1,114	1,435	-22.4
Jun-2023	1,286	1,620	-20.6
May-2023	1,067	1,301	-18.0
Apr-2023	903	1,240	-27.2
Mar-2023	966	1,302	-25.8
Feb-2023	813	1,221	-33.4
Jan-2023	928	1,400	-33.7
Dec-2022	1,231	1,802	-31.7

Sold Property Counts for: Location: Suffolk (County) (Last 24 Months - Residential, Condo, Co-op Properties)



Note: Information displayed in the data table is compiled by OneKey® MLS and represents a combined total of Residential, Condo, Co-op Properties sales for the selected time frame. Only available data will be displayed. Please note that small data samples will skew the % of change year to year. This information is intended for marketing purposes only. To access more detailed market reports visit <https://www.onekeymls.com/market-statistics>

Pending Sales Counts for:

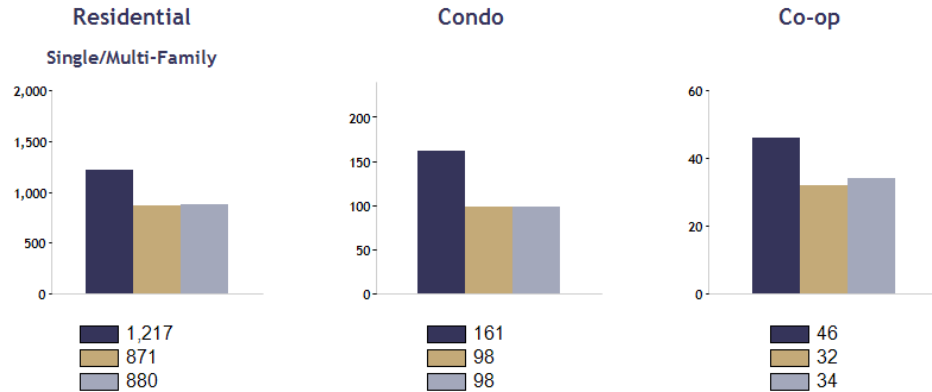
Location: Suffolk (County)

Date Range

Nov 2021	Nov 2022	Nov 2023
----------	----------	----------

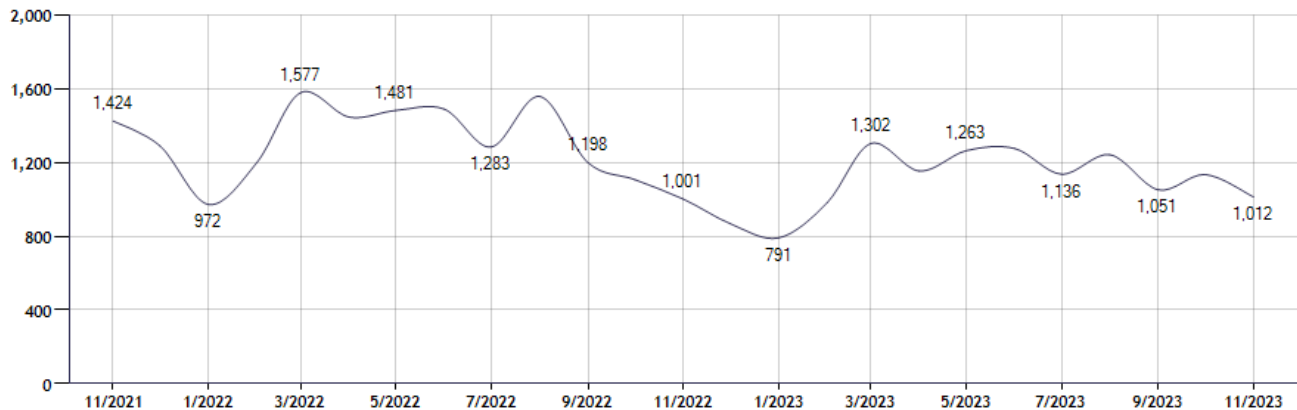
Current Available Inventory - 2,604
Current Median List Price - \$749,000

Residential, Condo, Co-op Properties



Month	Current Year	Prior Year	% Change
Nov-2023	1,012	1,001	1.1
Oct-2023	1,134	1,106	2.5
Sep-2023	1,051	1,198	-12.3
Aug-2023	1,241	1,557	-20.3
Jul-2023	1,136	1,283	-11.5
Jun-2023	1,275	1,488	-14.3
May-2023	1,263	1,481	-14.7
Apr-2023	1,153	1,445	-20.2
Mar-2023	1,302	1,577	-17.4
Feb-2023	981	1,199	-18.2
Jan-2023	791	972	-18.6
Dec-2022	868	1,289	-32.7

Pending Sales Counts for: Location: Suffolk (County) (Last 24 Months - Residential, Condo, Co-op Properties)



Note: Information displayed in the data table is compiled by OneKey® MLS and represents a combined total of Residential, Condo, Co-op Properties sales for the selected time frame. Only available data will be displayed. Please note that small data samples will skew the % of change year to year. This information is intended for marketing purposes only. To access more detailed market reports visit <https://www.onekeymls.com/market-statistics>