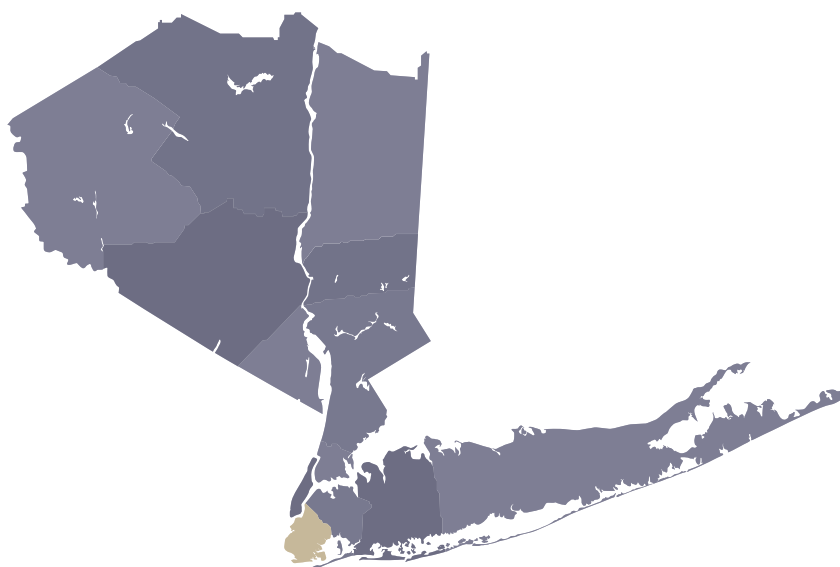


November 2023

Brooklyn reported a residential closed median sale price of \$792,500 in November 2023, a decrease of 11.50% as compared to the prior year's figure of \$895,000, as reported on the MLS in November 2022. There were 106 closed and 177 pending transactions reported in November 2023, following 102 closed and 151 pending transactions reported the month prior.



Closed Median Sale Price 2
Pending Median Sale Price 3
Closed Transactions 4
Pending Transactions 5

*Note that Condo Sales reflected in the bar graphs include listings with HOA fees.

Brooklyn offers a wealth of cultural museums, world-class restaurants and bars, a thriving theater and art scene and first-rate housing opportunities. From high-rise apartments, to townhomes, co-ops and condos, Brooklyn has something to suit everyone. Its rich cultural heritage is popular among young professionals looking for an easy commute to Manhattan.

Sold Property Median Price for:

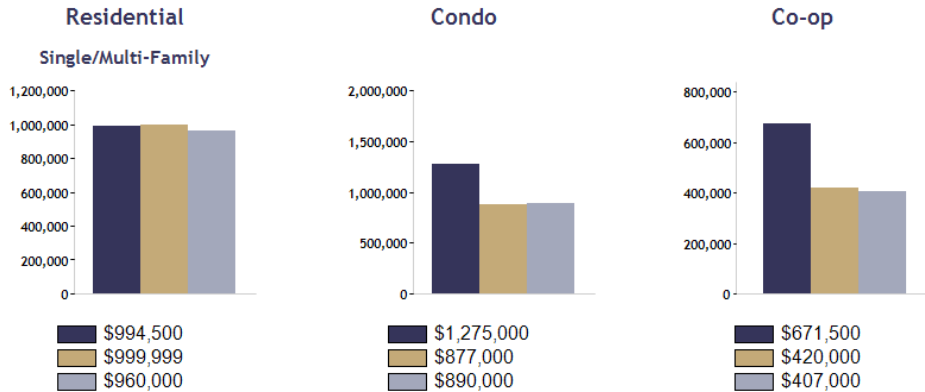
Location: Kings/Brooklyn (County)

Date Range

Nov 2021	Nov 2022	Nov 2023
----------	----------	----------

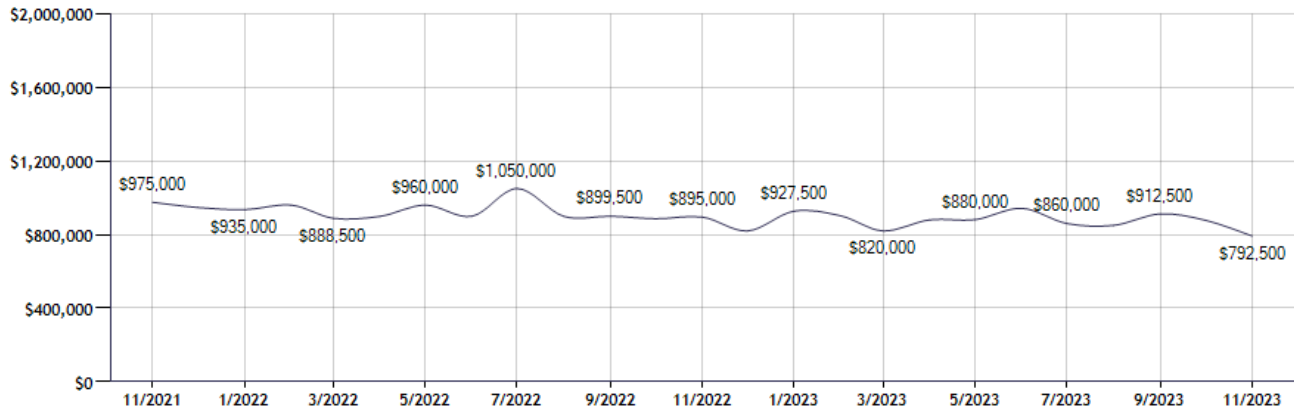
Current Available Inventory - 1,130
Current Median List Price - \$999,999

Residential, Condo, Co-op Properties



Month	Current Year	Prior Year	% Change
Nov-2023	\$792,500	\$895,000	-11.5
Oct-2023	\$877,500	\$886,075	-1.0
Sep-2023	\$912,500	\$899,500	1.4
Aug-2023	\$850,000	\$899,000	-5.5
Jul-2023	\$860,000	\$1,050,000	-18.1
Jun-2023	\$942,250	\$899,500	4.8
May-2023	\$880,000	\$960,000	-8.3
Apr-2023	\$879,900	\$899,000	-2.1
Mar-2023	\$820,000	\$888,500	-7.7
Feb-2023	\$901,500	\$960,000	-6.1
Jan-2023	\$927,500	\$935,000	-0.8
Dec-2022	\$820,000	\$947,000	-13.4

Sold Property Median Price for: Location: Kings/Brooklyn (County) (Last 24 Months - Residential, Condo, Co-op Properties)



Note: Information displayed in the data table is compiled by OneKey® MLS and represents a combined total of Residential, Condo, Co-op Properties sales for the selected time frame. Only available data will be displayed. Please note that small data samples will skew the % of change year to year. This information is intended for marketing purposes only. To access more detailed market reports visit <https://www.onekeymls.com/market-statistics>

Pending Sales Median Price for:

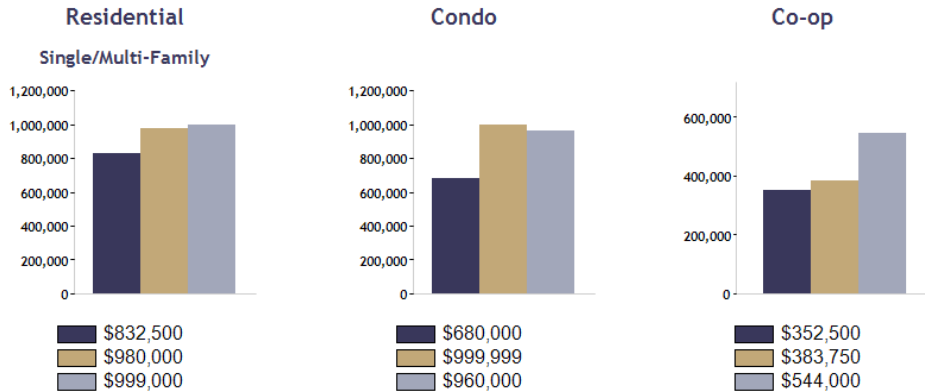
Location: Kings/Brooklyn (County)

Date Range

Nov 2021	Nov 2022	Nov 2023
----------	----------	----------

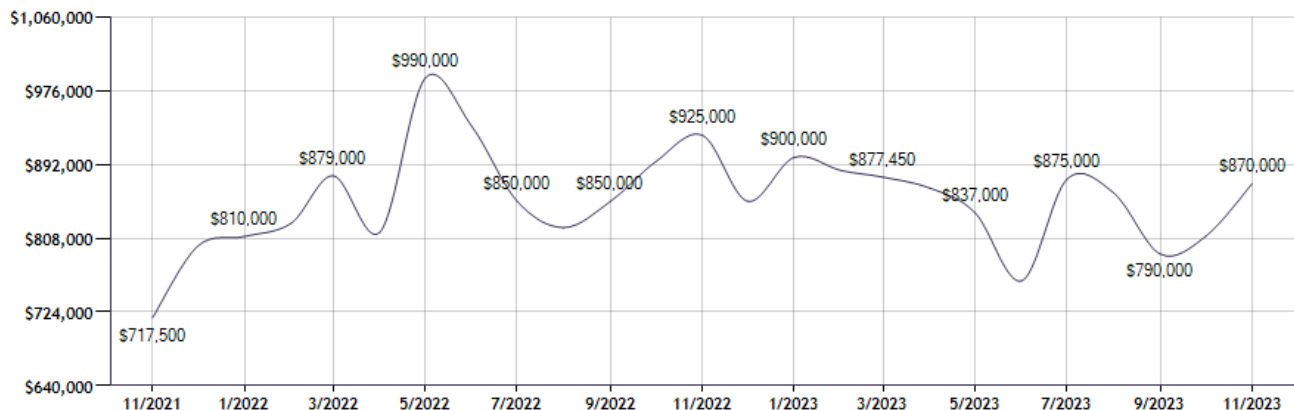
Current Available Inventory - 1,130
Current Median List Price - \$999,999

Residential, Condo, Co-op Properties



Month	Current Year	Prior Year	% Change
Nov-2023	\$870,000	\$925,000	-5.9
Oct-2023	\$810,000	\$895,000	-9.5
Sep-2023	\$790,000	\$850,000	-7.1
Aug-2023	\$859,500	\$820,000	4.8
Jul-2023	\$875,000	\$850,000	2.9
Jun-2023	\$759,500	\$935,000	-18.8
May-2023	\$837,000	\$990,000	-15.5
Apr-2023	\$865,000	\$815,000	6.1
Mar-2023	\$877,450	\$879,000	-0.2
Feb-2023	\$885,000	\$825,000	7.3
Jan-2023	\$900,000	\$810,000	11.1
Dec-2022	\$850,000	\$799,000	6.4

Pending Sales Median Price for: Location: Kings/Brooklyn (County) (Last 24 Months - Residential, Condo, Co-op Properties)



Note: Information displayed in the data table is compiled by OneKey® MLS and represents a combined total of Residential, Condo, Co-op Properties sales for the selected time frame. Only available data will be displayed. Please note that small data samples will skew the % of change year to year. This information is intended for marketing purposes only. To access more detailed market reports visit <https://www.onekeymls.com/market-statistics>

Sold Property Counts for:

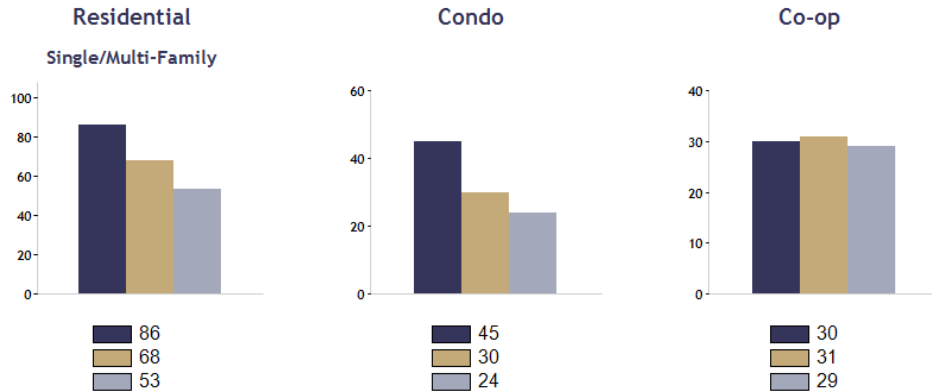
Location: Kings/Brooklyn (County)

Date Range

Nov 2021	Nov 2022	Nov 2023
----------	----------	----------

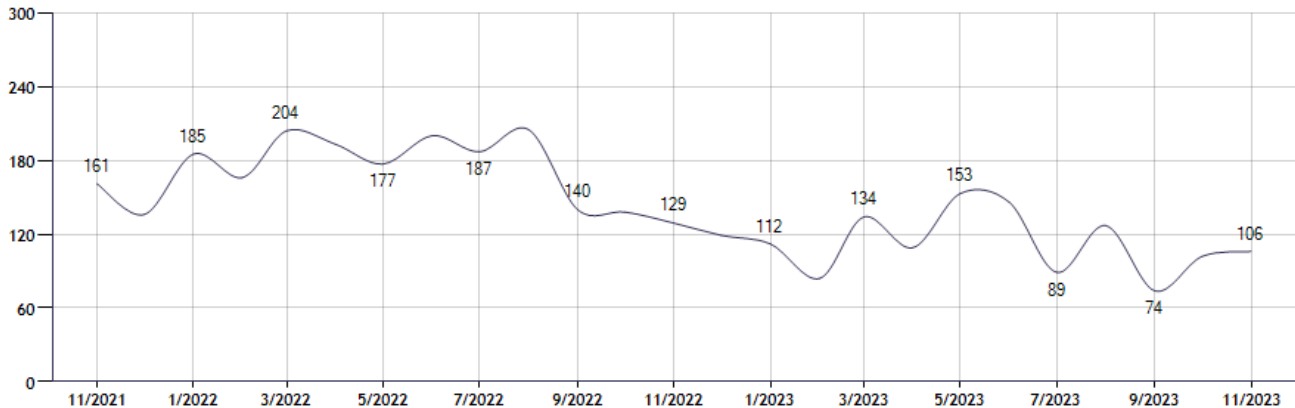
Current Available Inventory - 1,130
Current Median List Price - \$999,999

Residential, Condo, Co-op Properties



Month	Current Year	Prior Year	% Change
Nov-2023	106	129	-17.8
Oct-2023	102	138	-26.1
Sep-2023	74	140	-47.1
Aug-2023	127	205	-38.0
Jul-2023	89	187	-52.4
Jun-2023	146	200	-27.0
May-2023	153	177	-13.6
Apr-2023	109	193	-43.5
Mar-2023	134	204	-34.3
Feb-2023	84	166	-49.4
Jan-2023	112	185	-39.5
Dec-2022	119	136	-12.5

Sold Property Counts for: Location: Kings/Brooklyn (County) (Last 24 Months - Residential, Condo, Co-op Properties)



Note: Information displayed in the data table is compiled by OneKey® MLS and represents a combined total of Residential, Condo, Co-op Properties sales for the selected time frame. Only available data will be displayed. Please note that small data samples will skew the % of change year to year. This information is intended for marketing purposes only. To access more detailed market reports visit <https://www.onekeymls.com/market-statistics>

Pending Sales Counts for:

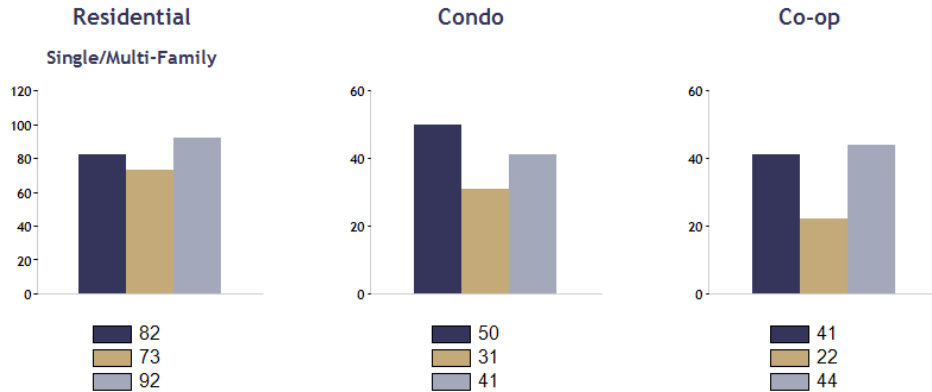
Location: Kings/Brooklyn (County)

Date Range

Nov 2021	Nov 2022	Nov 2023
----------	----------	----------

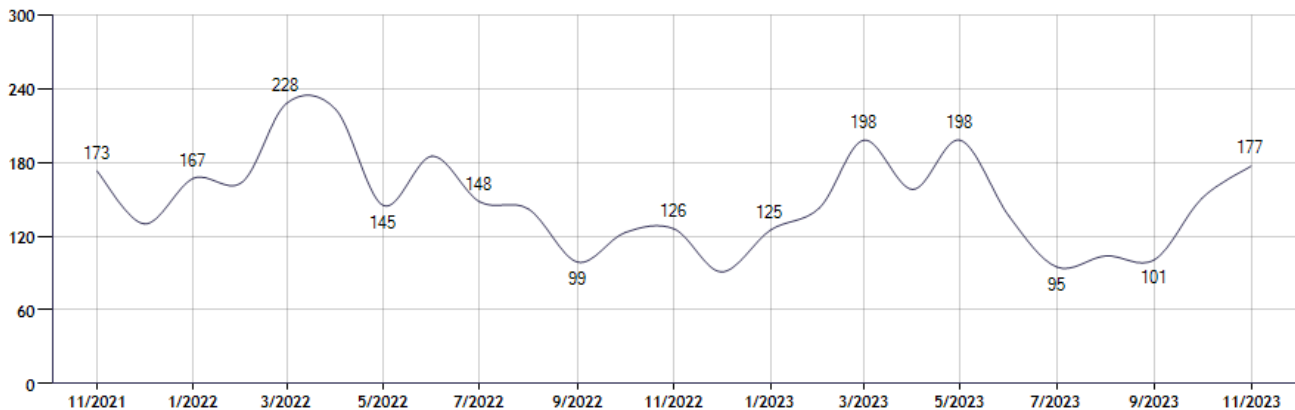
Current Available Inventory - 1,130
Current Median List Price - \$999,999

Residential, Condo, Co-op Properties



Month	Current Year	Prior Year	% Change
Nov-2023	177	126	40.5
Oct-2023	151	123	22.8
Sep-2023	101	99	2.0
Aug-2023	104	142	-26.8
Jul-2023	95	148	-35.8
Jun-2023	136	185	-26.5
May-2023	198	145	36.6
Apr-2023	158	223	-29.1
Mar-2023	198	228	-13.2
Feb-2023	143	164	-12.8
Jan-2023	125	167	-25.1
Dec-2022	91	130	-30.0

Pending Sales Counts for: Location: Kings/Brooklyn (County) (Last 24 Months - Residential, Condo, Co-op Properties)



Note: Information displayed in the data table is compiled by OneKey® MLS and represents a combined total of Residential, Condo, Co-op Properties sales for the selected time frame. Only available data will be displayed. Please note that small data samples will skew the % of change year to year. This information is intended for marketing purposes only. To access more detailed market reports visit <https://www.onekeymls.com/market-statistics>