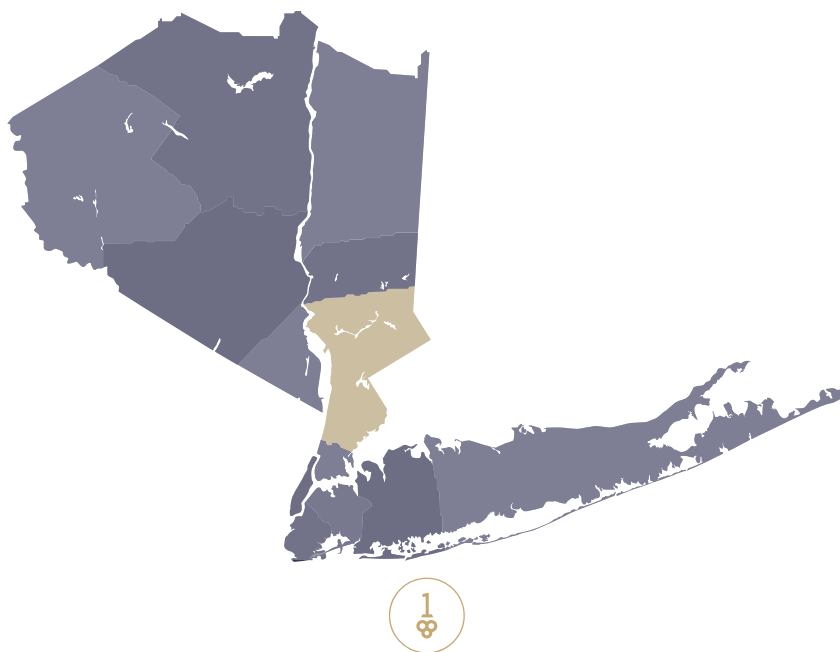


One¹Key[®] Westchester County MLS Market Update

The One Source Real Estate Marketplace

October 2023



Closed Median Home Price 2
Closed Transactions 3
Pending Transactions 4

*Note that Condo Sales reflected in the bar graphs include listings with HOA fees.

Westchester is home to many New York suburbanites who enjoy cosmopolitan convenience and close proximity to NYC. Locals recommend exploring the Rockefeller Estate, Croton Park, and the many castles, mansions, and boutiques. Find picturesque hamlets, thriving city energy, a bounty of theaters and historical sites, and scenic wilderness bursting with life.

Sold Property Median Price for:

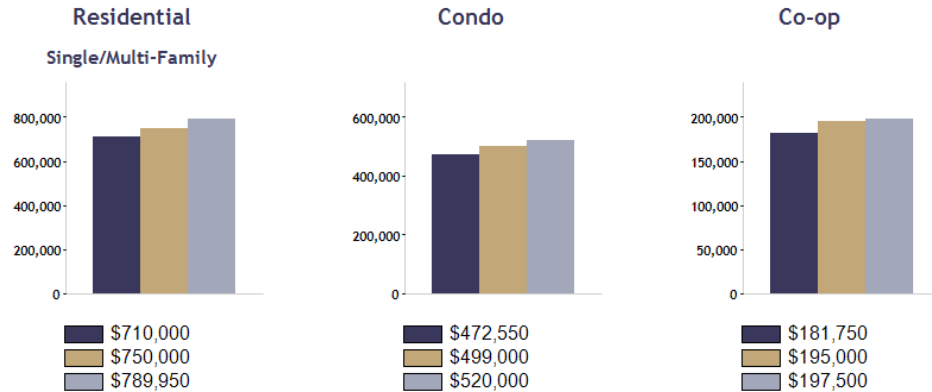
Location: Westchester (County)

Date Range

Oct 2021	Oct 2022	Oct 2023
----------	----------	----------

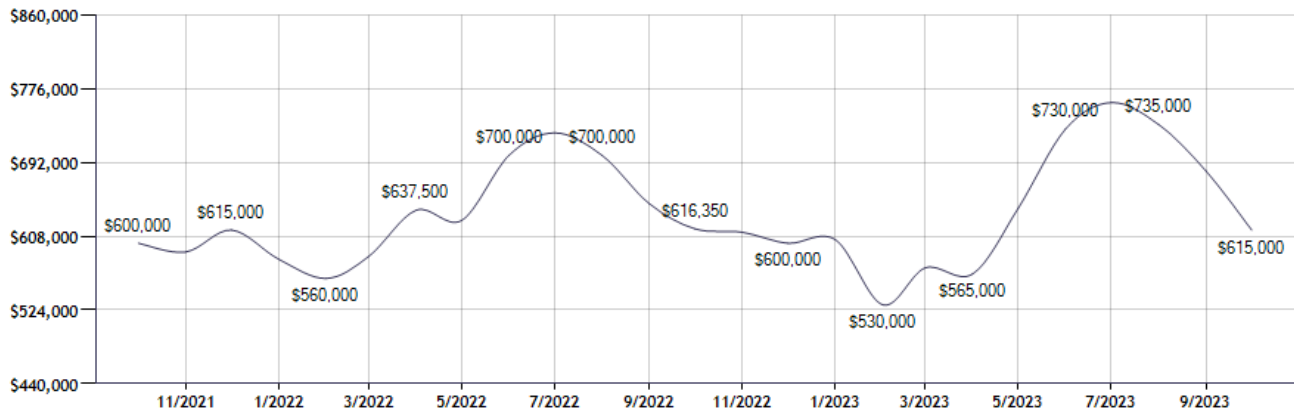
Current Available Inventory - 1,567
Current Median List Price - \$749,999

Residential, Condo, Co-op Properties



Month	Current Year	Prior Year	% Change
Oct-2023	\$615,000	\$616,350	-0.2
Sep-2023	\$682,250	\$645,000	5.8
Aug-2023	\$735,000	\$700,000	5.0
Jul-2023	\$760,000	\$725,515	4.8
Jun-2023	\$730,000	\$700,000	4.3
May-2023	\$640,000	\$626,000	2.2
Apr-2023	\$565,000	\$637,500	-11.4
Mar-2023	\$572,000	\$585,000	-2.2
Feb-2023	\$530,000	\$560,000	-5.4
Jan-2023	\$604,000	\$581,825	3.8
Dec-2022	\$600,000	\$615,000	-2.4
Nov-2022	\$612,500	\$590,000	3.8

Sold Property Median Price for: Location: Westchester (County) (Last 24 Months - Residential, Condo, Co-op Properties)



Note: Information displayed in the data table is compiled by OneKey® MLS and represents a combined total of Residential, Condo, Co-op Properties sales for the selected time frame. Only available data will be displayed. Please note that small data samples will skew the % of change year to year. This information is intended for marketing purposes only. To access more detailed market reports visit <https://www.onekeymls.com/market-statistics>

Sold Property Counts for:

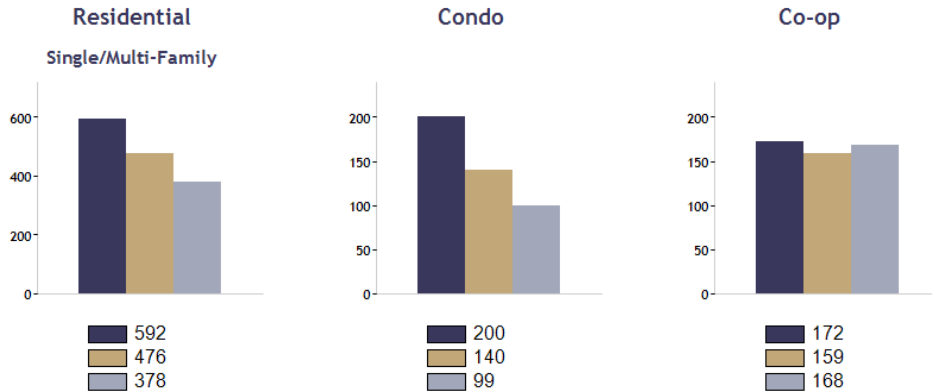
Location: Westchester (County)

Date Range



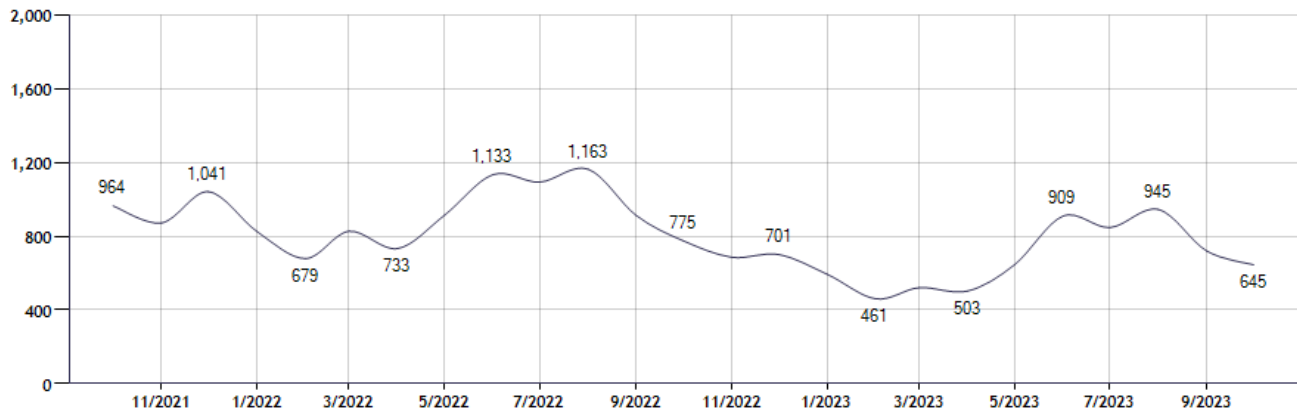
Current Available Inventory - 1,568
Current Median List Price - \$749,999

Residential, Condo, Co-op Properties



Month	Current Year	Prior Year	% Change
Oct-2023	645	775	-16.8
Sep-2023	720	911	-21.0
Aug-2023	945	1,163	-18.7
Jul-2023	847	1,093	-22.5
Jun-2023	909	1,133	-19.8
May-2023	646	913	-29.2
Apr-2023	503	733	-31.4
Mar-2023	521	827	-37.0
Feb-2023	461	679	-32.1
Jan-2023	594	826	-28.1
Dec-2022	701	1,041	-32.7
Nov-2022	686	872	-21.3

Sold Property Counts for: Location: Westchester (County) (Last 24 Months - Residential, Condo, Co-op Properties)



Note: Information displayed in the data table is compiled by OneKey® MLS and represents a combined total of Residential, Condo, Co-op Properties sales for the selected time frame. Only available data will be displayed. Please note that small data samples will skew the % of change year to year. This information is intended for marketing purposes only. To access more detailed market reports visit <https://www.onekeymls.com/market-statistics>

Pending Sales Counts for:

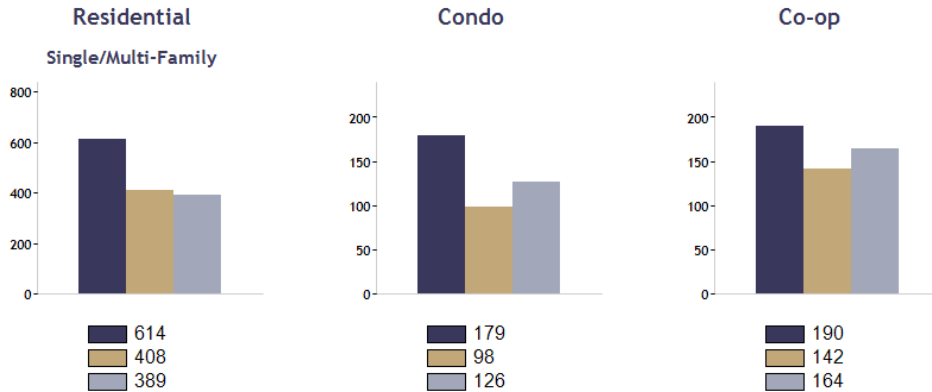
Location: Westchester (County)

Date Range

Oct 2021	Oct 2022	Oct 2023
----------	----------	----------

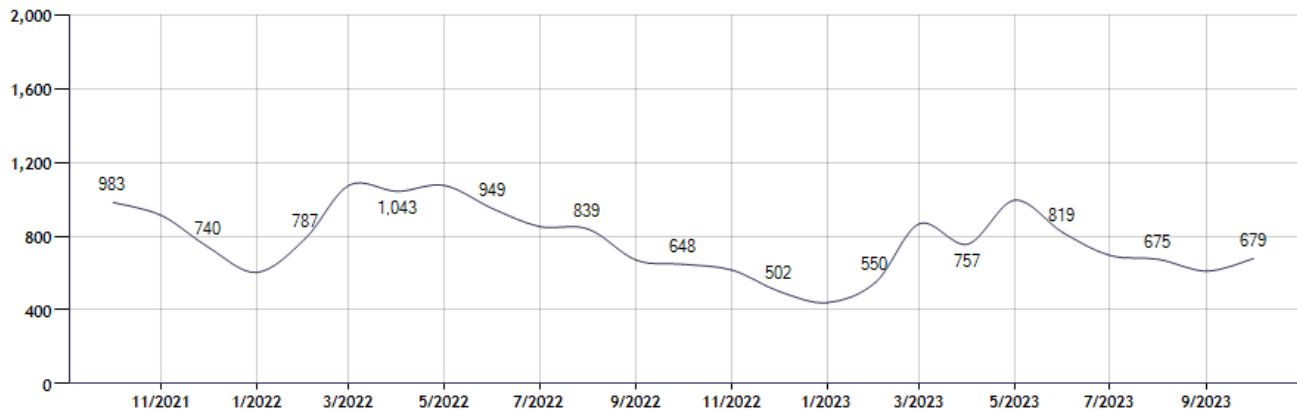
Current Available Inventory - 1,568
Current Median List Price - \$749,999

Residential, Condo, Co-op Properties



Month	Current Year	Prior Year	% Change
Oct-2023	679	648	4.8
Sep-2023	611	670	-8.8
Aug-2023	675	839	-19.5
Jul-2023	696	852	-18.3
Jun-2023	819	949	-13.7
May-2023	995	1,075	-7.4
Apr-2023	757	1,043	-27.4
Mar-2023	867	1,076	-19.4
Feb-2023	550	787	-30.1
Jan-2023	440	604	-27.2
Dec-2022	502	740	-32.2
Nov-2022	617	912	-32.3

Pending Sales Counts for: Location: Westchester (County) (Last 24 Months - Residential, Condo, Co-op Properties)



Note: Information displayed in the data table is compiled by OneKey® MLS and represents a combined total of Residential, Condo, Co-op Properties sales for the selected time frame. Only available data will be displayed. Please note that small data samples will skew the % of change year to year. This information is intended for marketing purposes only. To access more detailed market reports visit <https://www.onekeymls.com/market-statistics>