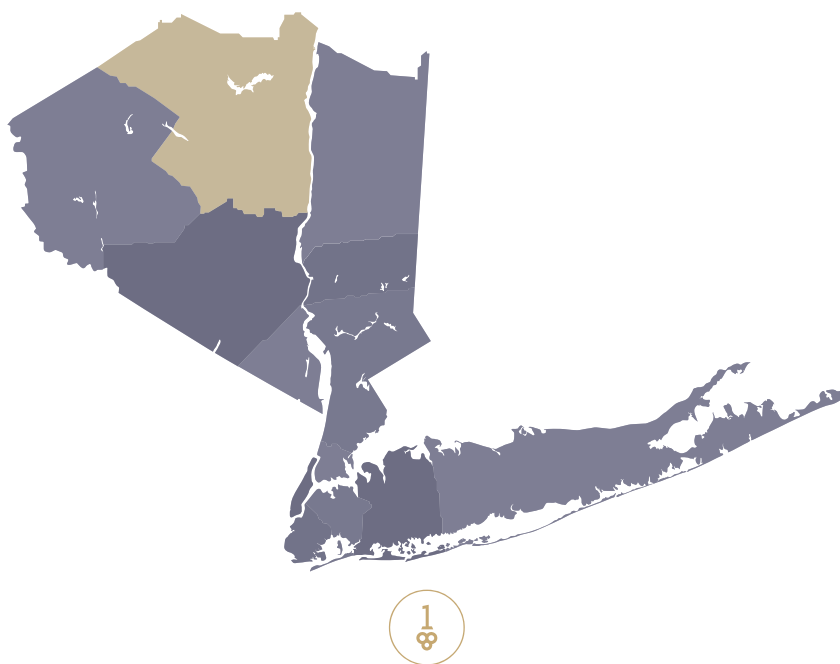


One Key[®] **Ulster County** MLS **Market Update** *The One Source Real Estate Marketplace*

October 2023



Closed Median Home Price **2**

Closed Transactions **3**

Pending Transactions **4**

**Note that Condo Sales reflected in the bar graphs include listings with HOA fees.*

Ulster, rich in wild woodlands and fertile farmland, is known for its thriving farms, wide-open spaces, charming shops and restaurants, and the opportunity to live free of NYC congestion. Those seeking a secluded spot find respite on remote properties, just beyond the Catskill Forest Preserve, and enjoy local farmers' markets, kayaking, and plentiful historic sites.

Sold Property Median Price for:

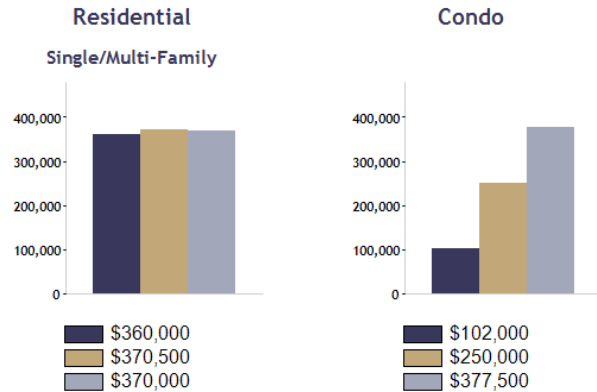
Location: Ulster (County)

Date Range

Oct 2021	Oct 2022	Oct 2023
----------	----------	----------

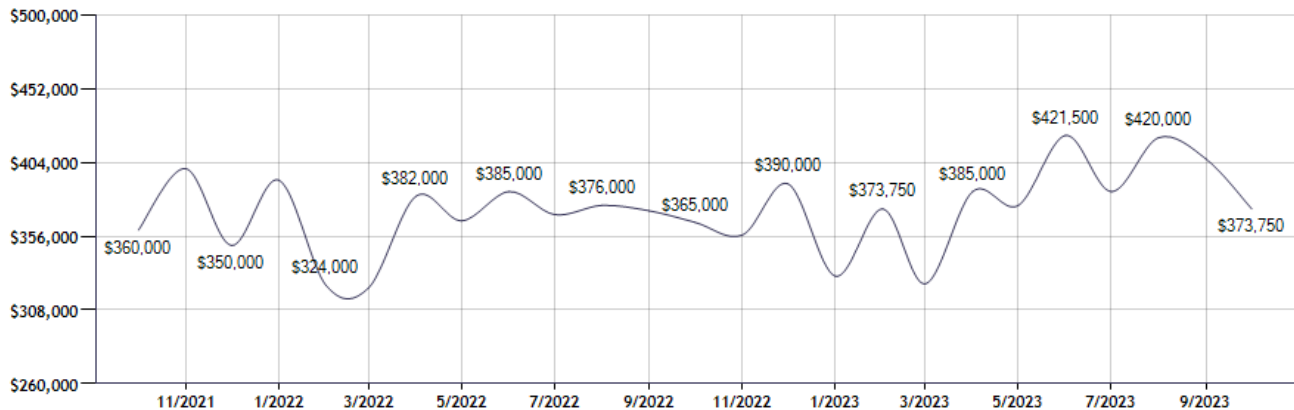
Current Available Inventory - 295
Current Median List Price - \$479,900

Residential, Condo, Co-op Properties



Month	Current Year	Prior Year	% Change
Oct-2023	\$373,750	\$365,000	2.4
Sep-2023	\$406,250	\$372,500	9.1
Aug-2023	\$420,000	\$376,000	11.7
Jul-2023	\$385,000	\$370,000	4.1
Jun-2023	\$421,500	\$385,000	9.5
May-2023	\$376,000	\$366,000	2.7
Apr-2023	\$385,000	\$382,000	0.8
Mar-2023	\$325,000	\$322,500	0.8
Feb-2023	\$373,750	\$324,000	15.4
Jan-2023	\$330,000	\$392,500	-15.9
Dec-2022	\$390,000	\$350,000	11.4
Nov-2022	\$356,750	\$400,000	-10.8

Sold Property Median Price for: Location: Ulster (County) (Last 24 Months - Residential, Condo, Co-op Properties)



Note: Information displayed in the data table is compiled by OneKey® MLS and represents a combined total of Residential, Condo, Co-op Properties sales for the selected time frame. Only available data will be displayed. Please note that small data samples will skew the % of change year to year. This information is intended for marketing purposes only. To access more detailed market reports visit <https://www.onekeymls.com/market-statistics>

Sold Property Counts for:

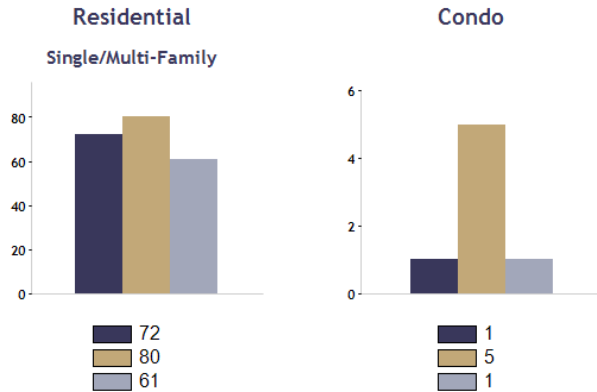
Location: Ulster (County)

Date Range

Oct 2021	Oct 2022	Oct 2023
----------	----------	----------

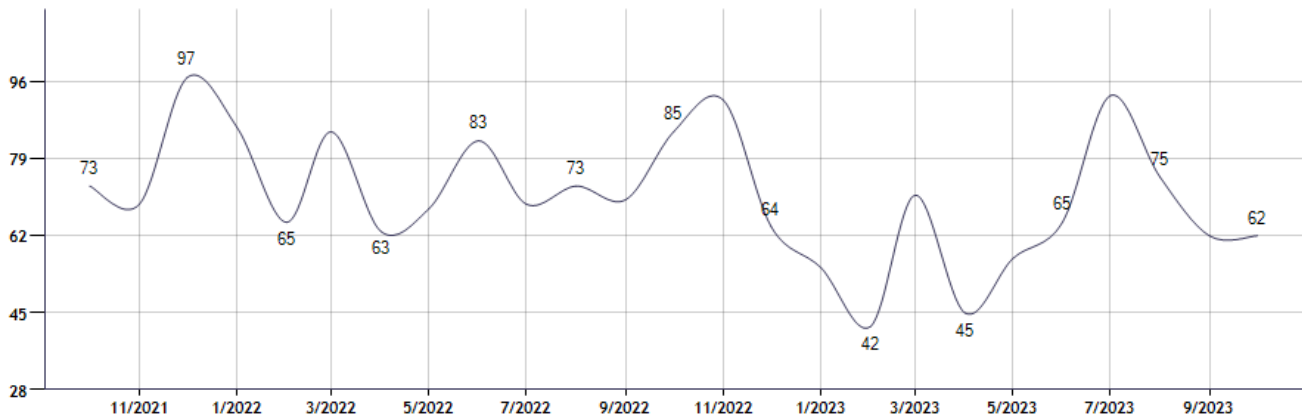
Current Available Inventory - 295
Current Median List Price - \$479,900

Residential, Condo, Co-op Properties



Month	Current Year	Prior Year	% Change
Oct-2023	62	85	-27.1
Sep-2023	62	70	-11.4
Aug-2023	75	73	2.7
Jul-2023	93	69	34.8
Jun-2023	65	83	-21.7
May-2023	57	68	-16.2
Apr-2023	45	63	-28.6
Mar-2023	71	85	-16.5
Feb-2023	42	65	-35.4
Jan-2023	55	86	-36.0
Dec-2022	64	97	-34.0
Nov-2022	92	69	33.3

Sold Property Counts for: Location: Ulster (County) (Last 24 Months - Residential, Condo, Co-op Properties)



Note: Information displayed in the data table is compiled by OneKey® MLS and represents a combined total of Residential, Condo, Co-op Properties sales for the selected time frame. Only available data will be displayed. Please note that small data samples will skew the % of change year to year. This information is intended for marketing purposes only. To access more detailed market reports visit <https://www.onekeymls.com/market-statistics>

Pending Sales Counts for:

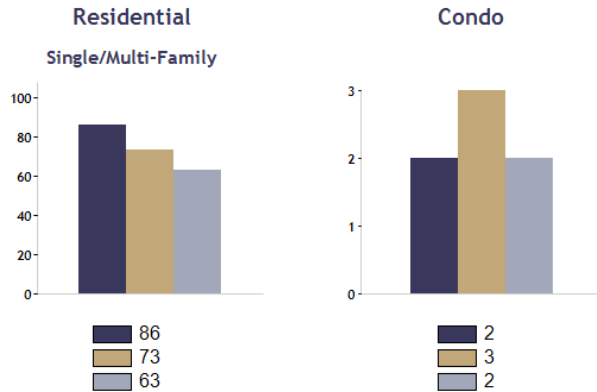
Location: Ulster (County)

Date Range

Oct 2021	Oct 2022	Oct 2023
----------	----------	----------

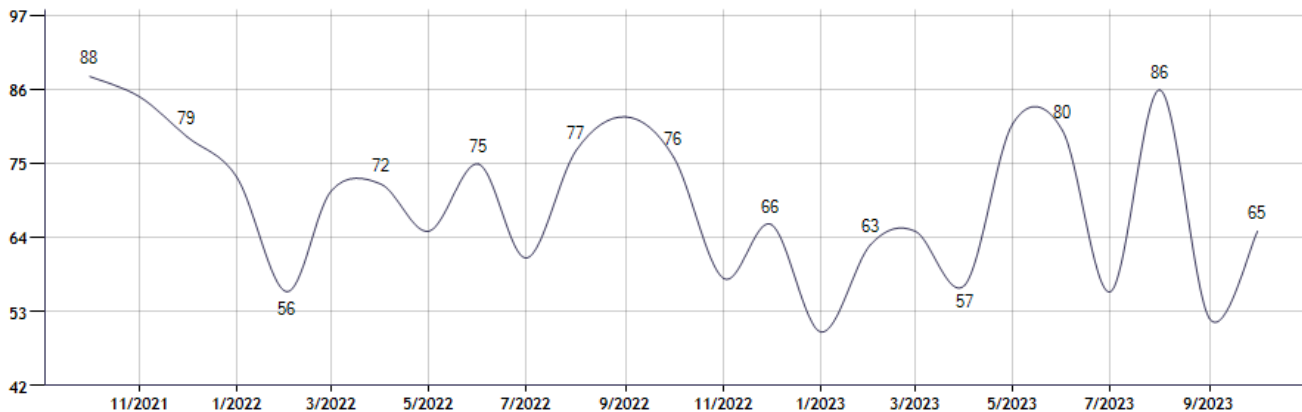
Current Available Inventory - 295
Current Median List Price - \$479,900

Residential, Condo, Co-op Properties



Month	Current Year	Prior Year	% Change
Oct-2023	65	76	-14.5
Sep-2023	52	82	-36.6
Aug-2023	86	77	11.7
Jul-2023	56	61	-8.2
Jun-2023	80	75	6.7
May-2023	81	65	24.6
Apr-2023	57	72	-20.8
Mar-2023	65	71	-8.5
Feb-2023	63	56	12.5
Jan-2023	50	73	-31.5
Dec-2022	66	79	-16.5
Nov-2022	58	85	-31.8

Pending Sales Counts for: Location: Ulster (County) (Last 24 Months - Residential, Condo, Co-op Properties)



Note: Information displayed in the data table is compiled by OneKey® MLS and represents a combined total of Residential, Condo, Co-op Properties sales for the selected time frame. Only available data will be displayed. Please note that small data samples will skew the % of change year to year. This information is intended for marketing purposes only. To access more detailed market reports visit <https://www.onekeymls.com/market-statistics>